

ILLINOIS COURTS

STATISTICAL SUMMARY | 2018



ANNUAL REPORT OF THE ILLINOIS COURTS

STATISTICAL SUMMARY - 2018

Compiled and Published by the
Administrative Office of the Illinois Courts
3101 Old Jacksonville Road
Springfield, Illinois 62704
(217) 558-4490

ACKNOWLEDGMENTS

The Administrative Office of the Illinois Courts gratefully acknowledges and sincerely appreciates the efforts of the clerks of the circuit, appellate, and supreme courts, and probation managers throughout the state for their contributions to this summary. Over two thousand eight hundred reports were prepared and submitted to the Administrative Office by the various clerks and probation managers.

For more detailed information, or for information which does not appear in this publication, the reader is directed to the clerk of the appropriate court or probation manager.

CONTENTS

Title Page.....	i
Acknowledgments.....	ii
Contents.....	iii

CIRCUIT COURTS OF ILLINOIS

Map of Judicial Circuits of Illinois.....	3
Directory of Circuit Clerks of Illinois	4
Graphical Presentation of Five-Year Trends--Total Caseload and Selected Case Categories ..	7
Definition of Case Categories.....	8
Caseload, Clearance Rate and Statistical Records of the Circuit Courts of Illinois	13
Caseload Summaries by Circuit	14
Case Filing Ratio: Judge/Population	15
Clearance Rates by Circuit and Case Category -- Five-Year Trends	16
Civil and Domestic Relations Caseload Statistics by County.....	20
Criminal and Quasi-Criminal Caseload Statistics by County.....	34
Juvenile Caseload Statistics by County	48
Age of Pending Cases by Case Category Downstate Circuits.....	55
Law Case Dispositions by Circuit	56
Law Case Dispositions by County	57
Time Lapse: Case Filing to Date of Verdict Law Jury Verdicts Over \$50,000.....	60
Felony Dispositions and Sentences by County.....	61
Financial Summary of the Circuit Courts of Illinois	65
Circuit Clerk Fees and Other Revenue by County	66
Circuit Clerk Cost of Operating by County.....	69
Circuit Clerk Disbursement of Funds by County	
Fines, Penalties, Assessments and Forfeitures	72
Fees of Others	87
Miscellaneous Disbursements	93
Mandatory Arbitration.....	99
Mandatory Arbitration Program Statistics.....	101
Mandatory Arbitration Circuit Caseload	102
Mandatory Arbitration Program Statistics.....	106
Adult and Juvenile Probation and Supervised Pretrial Release.....	107
Abbreviations	108
Active Adult Caseload.....	109
Statewide Active Adult Caseload Graph	111
Active Adult Intensive Probation Supervision (IPS) Caseload	112
Active Specialized DUI Program Caseload.....	112
Pretrial Eligibility and Release	113
Adult Investigations Report.....	116
Adult Probation - Programs Ordered.....	119
Statewide Adult Programs Ordered Graph.....	121
Adult Risk Classification.....	122
Adult Risk Classification Graph.....	124
Active Juvenile Caseload	125
Active Juvenile Intensive Probation Supervision (IPS) Caseload	127
Statewide Active Juvenile Caseload Graph.....	128
Statewide Juvenile Investigations Graph.....	128
Juvenile Investigations Report	129

Juvenile Risk Classification	132
Juvenile Risk Classification Graph	134
Juvenile Court Activity	
Juvenile Petitions Continued Under Supervision/Adjudications	135
Juvenile Programs Ordered	138
Juvenile Placements	141

APPELLATE COURT OF ILLINOIS

Map of Appellate and Supreme Court Judicial Districts and Directory of Appellate Clerks	146
--	-----

Graphical Presentation of Five-Year Trends -- Total Caseload and Caseload by District.....	147
---	-----

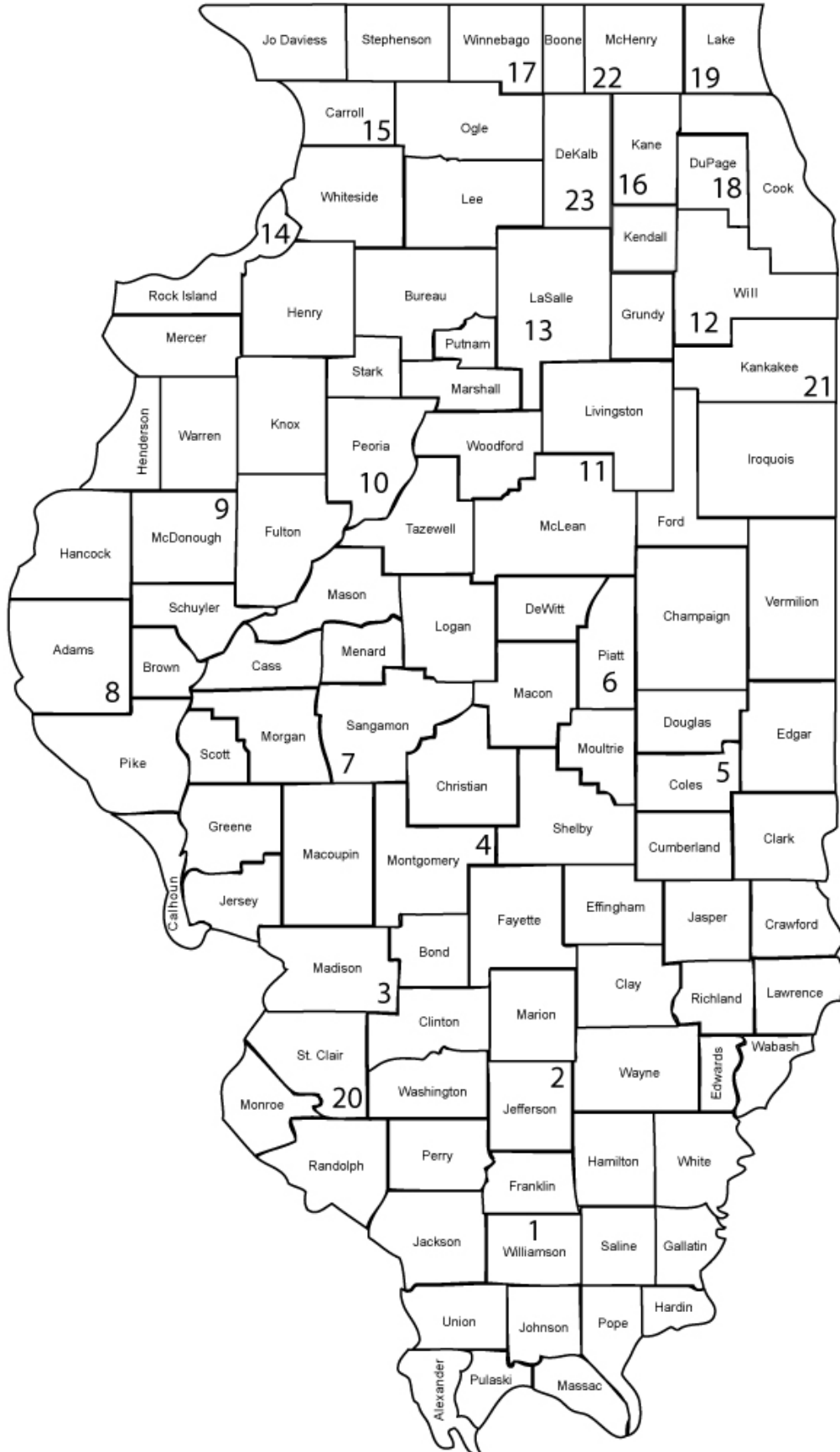
Caseload and Statistical Records.....	151
Caseload Summary by District	152
Case Dispositions by District	153
Method of Case Disposition	154
Time Lapse: Case Filing to Disposition	155
Time Lapse: Brief Filing to Disposition.....	156
Opinions and Rule 23 Orders	157

SUPREME COURT OF ILLINOIS

Caseload and Statistical Records -- Five-Year Trends and 2018 Data	159
Case Filings and Dispositions	160
Table 1: Summary of Case Filings and Final Dispositions, 2014 – 2018.....	163
Table 2: Summary of Petitions for Leave to Appeal and/or Appeal as a Matter of Right Under Rules 315/317 - General Docket, 2014 – 2018.....	164
Table 3: Mandatory Jurisdiction Appeals - General Docket, 2014 – 2018.....	165
Table 4: General Docket, People and Civil Cases, 2014 – 2018	165
Table 5: Summary of the Call of the Docket, 2014 – 2018.....	166
Table 6: Summary of Opinions, 2014 – 2018.....	167
Table 7: Summary of Rehearings, 2014 – 2018	167
Table 8: Attorney Disciplinary Cases, Calendar Year 2018.....	168
Figure 1: Filings, 2014 – 2018.....	169
Figure 2: Petitions for Leave to Appeal Filed as a Percent of Appeals Decided by Appellate Court Opinion or Rule 23 Order, 2014 – 2018.....	169

CIRCUIT COURTS OF ILLINOIS

MAP OF JUDICIAL CIRCUITS OF ILLINOIS



DIRECTORY OF CIRCUIT CLERKS OF ILLINOIS

<u>County</u>	<u>Clerk of the Court</u>	<u>Mailing Address</u>	<u>City & Zip</u>	<u>Judicial Circuit</u>	<u>2018 Est. U.S. Census</u>	<u>Telephone</u>
Adams	Lori Geschwandner	521 Vermont Street	Quincy 62301-2934	8	65,691	217/277-2100
Alexander	Paul L. Jones	2000 Washington Avenue	Cairo 62914	1	6,060	618/734-0107
Bond	Rex Catron	200 West College Ave.	Greenville 62246	3	16,630	618/664-3208
Boone	Linda Anderson	601 North Main St., Suite 303	Belvidere 61008-2644	17	53,577	815/544-0371
Brown	Rhonda Johnson	200 Court Street, Room 5	Mt. Sterling 62353-1233	8	6,556	217/773-2713
Bureau	Dawn Reglin	700 South Main Street	Princeton 61356-2037	13	32,993	815/872-2001
Calhoun	Yvonne M. Macauley	P.O. Box 486	Hardin 62047-0486	8	4,802	618/576-2451
Carroll	Patty Hiher	301 North Main St., P.O. Box 32	Mt. Carroll 61053-0032	15	14,312	815/244-0230
Cass	Chere Kay Garner	P.O. Box 203	Virginia 62691-0203	8	12,260	217/452-7225
Champaign	Katie Blakeman	101 East Main Street	Urbana 61801-2736	6	209,983	217/384-3725
Christian	Julie Mayer	101 South Main, P.O. Box 617	Taylorville 62568-0617	4	32,661	217/824-4966
Clark	Ami Shaw	P.O. Box 187	Marshall 62441-0187	5	15,596	217/826-2811
Clay	Crystal Ballard	111 Chestnut St., P.O. Box 100	Louisville 62858-0100	4	13,253	618/665-3523
Clinton	Rod Kloeckner	850 Fairfax Street	Carlyle 62231-0407	4	37,639	618/594-6615
Coles	Melissa Hurst	651 Jackson Ave., Room 128	Charleston 61920	5	50,885	217/348-0516
Cook	Dorothy Brown	50 W. Washington, Suite 1001	Chicago 60602-1305	Ck	5,180,493	312/603-5030
Crawford	Angela Reinoehl	P.O. Box 655	Robinson 62454-0655	2	18,807	618/544-3512
Cumberland	Rhonda M. Wilson	1 Courthouse Square Room 107	Toledo 62468-0145	5	10,808	217/849-3601
DeKalb	Maureen A. Josh	133 West State Street	Sycamore 60178-1416	23	104,143	815/895-7138
DeWitt	Michelle R. Van Valey	201 West Washington	Clinton 61727-0439	6	15,769	217/935-7750
Douglas	Julie Mills	401 South Center, P.O. Box 50	Tuscola 61953-0050	6	19,479	217/253-2352
DuPage	Chris Kachiroubas	P.O. Box 707	Wheaton 60187-0707	18	928,589	630/407-8700
Edgar	Angela R. Barrett	115 West Court Street, Room M	Paris 61944-1739	5	17,360	217/466-7447
Edwards	Margaret Branum	50 East Main Street, Suite 7	Albion 62806-1262	2	6,392	618/445-2016
Effingham	John Niemerg	120 W. Jefferson Ave., Suite 101	Effingham 62401-0586	4	34,208	217/342-4065
Fayette	Kathy Emerick	221 South 7th St.	Vandalia 62471-2755	4	21,416	618/283-5009
Ford	Kim Evans	200 West State	Paxton 60957-0080	11	13,264	217/379-9420
Franklin	Jim Muir	P.O. Box 485	Benton 62812-0485	2	38,701	618/439-2011
Fulton	Joseph Yurkovich	P.O. Box 152	Lewistown 61542-0152	9	34,844	309/547-3041
Gallatin	Brittney Capeheart	P.O. Box 249	Shawneetown 62984-0249	2	5,058	618/269-3140
Greene	Shirley Thornton	519 Main Street	Carrollton 62016	7	13,044	217/942-3421
Grundy	Corri Trotter	P.O. Box 707	Morris 60450	13	50,972	815/941-3258
Hamilton	Beth Sandusky	100 South Jackson Street	McLeansboro 62859	2	8,163	618/643-3224
Hancock	John Neally	P.O. Box 189	Carthage 62321	9	17,844	217/357-2616

DIRECTORY OF CIRCUIT CLERKS OF ILLINOIS

<u>County</u>	<u>Clerk of the Court</u>	<u>Mailing Address</u>	<u>City & Zip</u>	<u>Judicial Circuit</u>	<u>2018 Est. U.S. Census</u>	<u>Telephone</u>
Hardin	Nancy Pennell	P.O. Box 308	Elizabethtown 62931	2	3,910	618/287-2735
Henderson	Sandra Keane	P.O. Box 546	Oquawka 61469-0546	9	6,709	309/867-3121
Henry	Jackie Oberg	307 West Center	Cambridge 61238	14	49,090	309/937-3496
Iroquois	Lisa K. Hines	550 South 10th Street	Watseka 60970	21	27,604	815/432-6950
Jackson	Cindy R. Svanda	P.O. Box 730	Murphysboro 62966	1	57,419	618/687-7300
Jasper	Jamie Blake	100 West Jourdan Street	Newton 62448-1973	4	9,611	618/783-2524
Jefferson	Randy Pollard, Jr.	P.O. Box 1266	Mt. Vernon 62864-1266	2	37,820	618/244-8008
Jersey	Charles E. Huebener	201 West Pearl Street	Jerseyville 62052-1852	7	21,847	618/498-5571
Jo Daviess	Kathy A. Phillips	330 North Bench Street	Galena 61036-1828	15	21,366	815/777-0037
Johnson	Ryan M. O'Neal	401 Court Street Suite A.	Vienna 62995-0517	1	12,456	618/658-4751
Kane	Thomas Hartwell	540 S. Randall Rd.	St. Charles 60174	16	534,216	630/232-3413
Kankakee	Sandra Cianci	450 East Court Street	Kankakee 60901	21	110,024	815/936-5700
Kendall	Robyn Ingemunson	807 West John Street	Yorkville 60560	23	127,915	630/553-4183
Knox	Kelly Cheesman	200 South Cherry Street	Galesburg 61401	9	50,112	309/345-6719
Lake	Erin Cartwright Weinstein	18 North County Street	Waukegan 60085-4369	19	700,832	847/377-3380
LaSalle	Greg Vaccaro	119 West Madison Street, Room 201	Ottawa 61350	13	109,430	815/434-8671
Lawrence	Peggy Frederick	1100 State Street	Lawrenceville 62439	2	15,765	618/943-2815
Lee	Denise A. McCaffrey	309 South Galena Ave., Suite 320	Dixon 61021-0325	15	34,223	815/284-5234
Livingston	LeAnn Dixon	110 N. Main St.	Pontiac 61764-0320	11	35,761	815/844-2602
Logan	Mary Kelley	P.O. Box 158	Lincoln 62656	11	28,925	217/735-2376
Macon	Lois Durbin	253 East Wood Street	Decatur 62523	6	104,712	217/424-1454
Macoupin	Lee Ross	P.O. Box 197	Carlinville 62626-0197	7	45,313	217/854-3211
Madison	Mark Von Nida	155 North Main Street	Edwardsville 62025	3	264,461	618/692-6240
Marion	Ronda Yates	P.O. Box 130	Salem 62881	4	37,620	618/548-3856
Marshall	Gina M. Noe	122 North Prairie, P.O. Box 328	Lacon 61540-0328	10	11,534	309/246-6435
Mason	Michael D. Roat	125 North Plum	Havana 62644	8	13,565	309/543-6619
Massac	Sandra M. Riepe	101 West 8th St., Room 2D	Metropolis 62960	1	14,080	618/524-5011
McDonough	Kimberly Wilson	#1 Courthouse Square	Macomb 61455	9	29,955	309/837-4889
McHenry	Katherine M. Keefe	2200 N. Seminary Ave., Room 352	Woodstock 60098	22	308,570	815/334-4310
McLean	Don Everhart	104 West Front, Room 404	Bloomington 61701	11	172,828	309/888-5301
Menard	Penny Hoke	P.O. Box 466	Petersburg 62675-0466	8	12,288	217/632-2615
Mercer	Kristin Relander	100 Southeast 3rd Street	Aledo 61231	14	15,601	309/582-7122
Monroe	Lisa Fallon	100 South Main Street, Room 115	Waterloo 62298	20	34,335	618/939-8681
Montgomery	Holly Lemons	120 North Main, Room 125	Hillsboro 62049	4	28,601	217/532-9546

DIRECTORY OF CIRCUIT CLERKS OF ILLINOIS

<u>County</u>	<u>Clerk of the Court</u>	<u>Mailing Address</u>	<u>City & Zip</u>	<u>Judicial Circuit</u>	<u>2018 Est. U.S. Census</u>	<u>Telephone</u>
Morgan	Amy Sipes	P.O. Box 1120	Jacksonville 62651	7	33,976	217/243-5419
Moultrie	Christa Helmuth	10 South Main, Suite 7	Sullivan 61951	6	14,717	217/728-4622
Ogle	Kimberly A. Stahl	106 South 5th Street, Suite 300	Oregon 61061	15	50,923	815/732-3201
Peoria	Robert M. Spears	324 Main Street, Room G-22	Peoria 61602	10	180,621	309/672-6989
Perry	Kimberly J. Kellerman	P.O. Box 219	Pinckneyville 62274	20	21,174	618/357-6726
Piatt	Seth E. Floyd	101 W. Washington, P.O. Box 288	Monticello 61856-0288	6	16,396	217/762-4966
Pike	Bryce Glecker	100 East Washington	Pittsfield 62363	8	15,611	217/285-6612
Pope	Sean M. Goins	310 East Main St., P.O. Box 438	Golconda 62938	1	4,212	618/683-3941
Pulaski	Stephanie Crain	500 Illinois Ave	Mound City 62963	1	5,463	618/748-9300
Putnam	Cathy J. Oliveri	120 North 4th Street	Hennepin 61327	10	5,740	815/925-7016
Randolph	Sherry Johnson	1 Taylor Street, Room 302	Chester 62233	20	32,106	618/826-5000
Richland	Zach Holder	103 West Main #21	Olney 62450	2	15,763	618/392-2151
Rock Island	Tammy Weikert	P.O. Box 5230	Rock Island 61204-5230	14	143,477	309/786-4451
Saline	Randy Nyberg	10 East Poplar Street	Harrisburg 62949	1	23,906	618/253-5096
Sangamon	Paul Palazzolo	200 South 9th Street, Room 405	Springfield 62701	7	195,348	217/753-6674
Schuyler	Elaine Boyd	102 S Congress Suite 103	Rushville 62681-0189	8	6,907	217/322-4633
Scott	Staci J. Evans	35 East Market Street	Winchester 62694	7	4,926	217/742-5217
Shelby	Susan Arthur	P.O. Box 469	Shelbyville 62565	4	21,741	217/774-4212
St. Clair	Kahalal Clay	10 Public Square	Belleville 62220	20	261,059	618/277-6832
Stark	Julie Kenney	130 West Main St., P.O. Box 426	Toulon 61483	10	5,427	309/286-5941
Stephenson	Nathan Luy	15 North Galena Ave.	Freeport 61032	15	44,753	815/235-8266
Tazewell	Lincoln C. Hobson	342 Court Street	Pekin 61554	10	132,328	309/477-2214
Union	Tiffany Busby	309 West Market, Room 101	Jonesboro 62952	1	16,841	618/833-5913
Vermilion	Dennis Gardner	7 North Vermilion	Danville 61832	5	76,806	217/554-7700
Wabash	Angela K. Crum	401 Market Street, P.O. Box 997	Mt. Carmel 62863	2	11,549	618/262-5362
Warren	Denise L. Schreck	100 West Broadway	Monmouth 61462	9	17,032	309/734-5179
Washington	Cynthia Barczewski	125 E. Elm Street	Nashville 62263	20	13,995	618/327-4800
Wayne	Pam Southerd	301 East Main Street, Suite 204	Fairfield 62837	2	16,332	618/842-7684
White	Kelly Fulkerson	P.O. Box 310	Carmi 62821	2	13,665	618/382-2321
Whiteside	Sue R. Costello	200 East Knox Street	Morrison 61270	14	55,626	815/772-5170
Will	Andrea Chasteen	14 West Jefferson Street	Joliet 60432	12	692,310	815/727-8592
Williamson	Angie Kochan	200 West Jefferson, Suite 100	Marion 62959	1	67,056	618/997-1301
Winnebago	Thomas Klein	400 West State St., Room 100	Rockford 61101	17	284,081	815/319-4500
Woodford	Lynne R. Gilbert	P.O. Box 284	Eureka 61530	11	38,463	309/467-3312

**GRAPHICAL PRESENTATION
OF
FIVE-YEAR TRENDS
--
TOTAL CASELOAD
AND
SELECTED CASE CATEGORIES
-
CIRCUIT COURTS OF ILLINOIS**

DEFINITION OF CASE CATEGORIES

CIVIL CATEGORY

AR	An Arbitration case number shall be assigned to every arbitration-eligible case at the time it is filed. NOTE: This case category shall be used only by counties that have initiated Mandatory Arbitration as defined by Supreme Court Rules 86 through 95.
CH	A Chancery case number shall be assigned to a complaint for equitable relief in matters such as foreclosures, trusts, and title to real property.
ED	An Eminent Domain case number shall be assigned to proceedings involving compensation to an owner for property taken for public use.
L	A Law case number shall be assigned to tort, contract, and a variety of other actions in which the damages sought are greater than \$50,000.
LM	A Law Magistrate case number shall be assigned to tort, contract, and a variety of other actions in which the damages sought are \$50,000 or less.
MC	Each Municipal Corporation shall have one permanent case number and file folder for routine matters to be considered by the court. This file will contain such matters as organization, appointment of officers, approval of bonds, and routine orders confirming annexation.
MH	A Mental Health case number shall be assigned to proceedings involving commitment, discharge, or restoration to legal status.
MR	A Miscellaneous Remedy case number shall be assigned to complaints seeking review of administrative decisions (other than of a tax commission) and a variety of other actions that include change of name, habeas corpus, and extradition.
P	A Probate case number shall be assigned to estates of decedents and guardianship matters.
SC	A Small Claim case number shall be assigned to "... a civil action based on either tort or contract for money not in excess of \$10,000, exclusive of interest and costs, or for the collection of taxes not in excess of that amount" (Supreme Court Rule 281.)
TX	A Tax case number shall be assigned to the annual tax sale and a variety of other actions relating to the collection of taxes. Petitions for tax deeds and objections are part of the annual tax sale proceeding and will be assigned sub-numbers of the annual tax sale case number.

DOMESTIC RELATIONS CATEGORY

AD	An Adoption case number shall be assigned to every adoption case.
D	A Dissolution case number shall be assigned to a complaint for dissolution of marriage, annulment, or separate maintenance.
F	A Family case number shall be assigned to a variety of matters including proceedings to establish the parent-child relationship, notice to putative fathers, and certain actions relating to child support. NOTE: Petitions for orders of protection filed as separate cases are filed under the OP category.
OP	An Order of Protection case number shall be assigned to any petition for an order of protection or civil no contact order that is filed separately from an existing case. NOTE: If it is the practice of a county or circuit not to file orders of protection in existing criminal or civil cases, that practice may be continued and all petitions for orders of protection should be given an OP number.

JUVENILE CATEGORY

J	A Juvenile case number shall be assigned to any proceeding initiated under the Juvenile Court Act of 1987 (705 ILCS 405/1- 1 <i>et. seq.</i>) except those defined by the JA and JD categories below.
JA	A Juvenile Abuse and Neglect case number shall be assigned to all cases involving a neglected or abused minor as defined by the Juvenile Court Act of 1987 (705 ILCS 405/2-3(1) and (2)).
JD	A Juvenile Delinquency case number shall be assigned to all cases involving a delinquent minor as defined by the Juvenile Court Act of 1987 (705 ILCS 405/5-105).

CRIMINAL CATEGORY

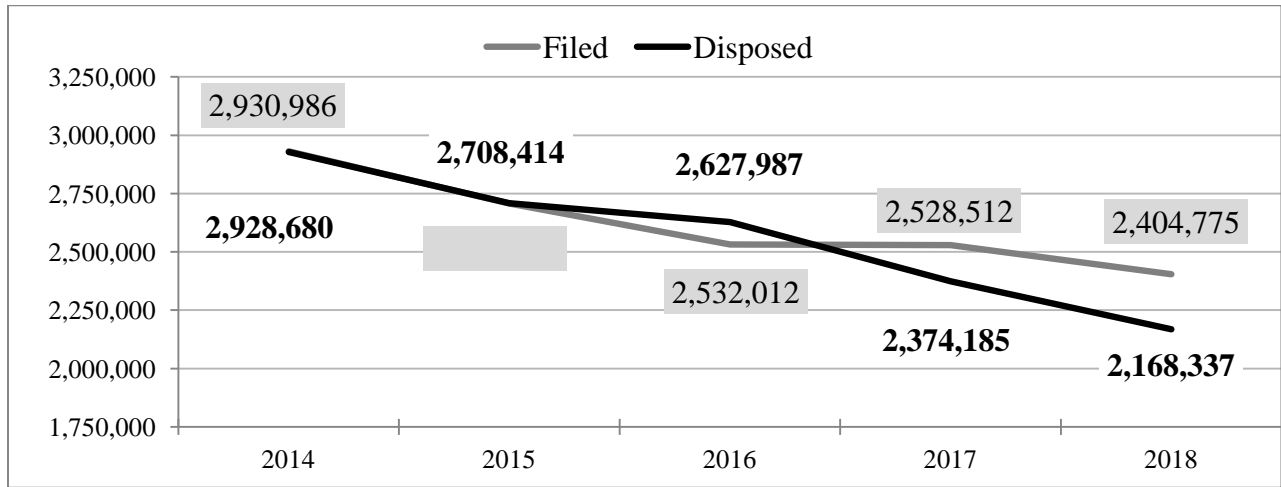
CF	A Felony case number shall be assigned when a complaint, information or indictment is filed in which at least one count charges a felony.
CM	A Misdemeanor case number shall be assigned when a case is filed in which the most serious charge carries a penalty of less than one year imprisonment.
DT	A Driving Under the Influence case number shall be assigned to any case charging a violation of a statute, ordinance, or regulation governing driving under the influence of alcohol, other drug, or combination thereof.

QUASI-CRIMINAL CATEGORY

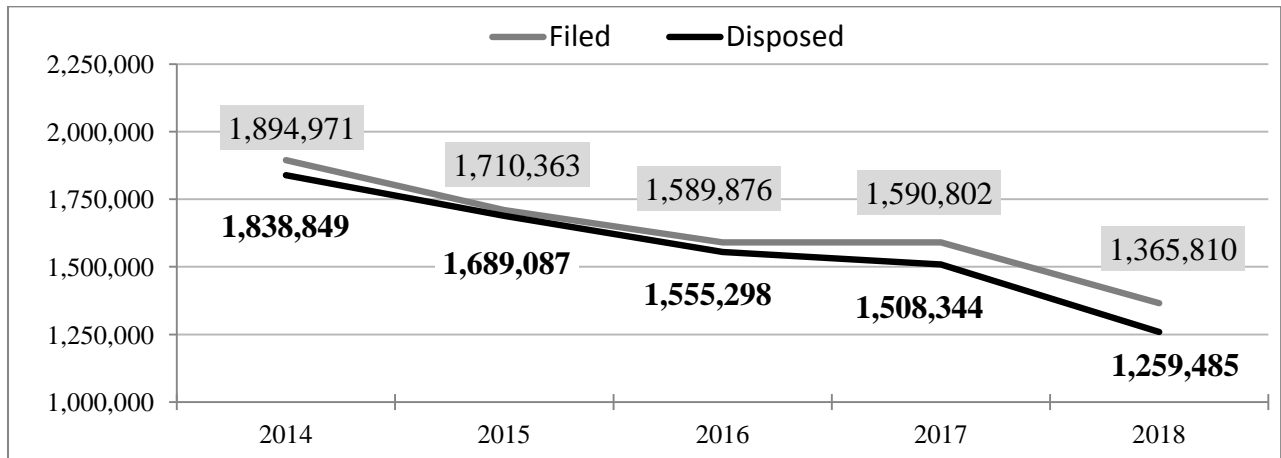
TR	A Traffic case number shall be assigned to any case defined by Supreme Court Rule 501(f), except DUI cases. Note that a violation of a traffic ordinance as defined by Rule 501(f) is given a TR number.
CV	A Conservation case number shall be assigned to any case defined by Supreme Court Rule 501(c).
OV	An Ordinance Violation case number shall be assigned to any case in which violation of a local ordinance is charged. However, violation of a traffic ordinance as defined by Supreme Court Rule 501(f) shall be given a TR or DT number, as appropriate.
CL	A Civil Law case number shall be assigned to all cases for civil law violations charged under paragraph (a), Section 4 of the Cannabis Control Act (720 ILCS 550/4(a)), or Paragraph (c), Section 3.5 of the Drug Paraphernalia Control Act (720 ILCS 600/3.5(c)). In accordance with Supreme Court Rule 589, each Uniform Civil Law Citation form shall be assigned a separate case number.

CIRCUIT COURTS OF ILLINOIS FIVE-YEAR TRENDS

Total Caseload

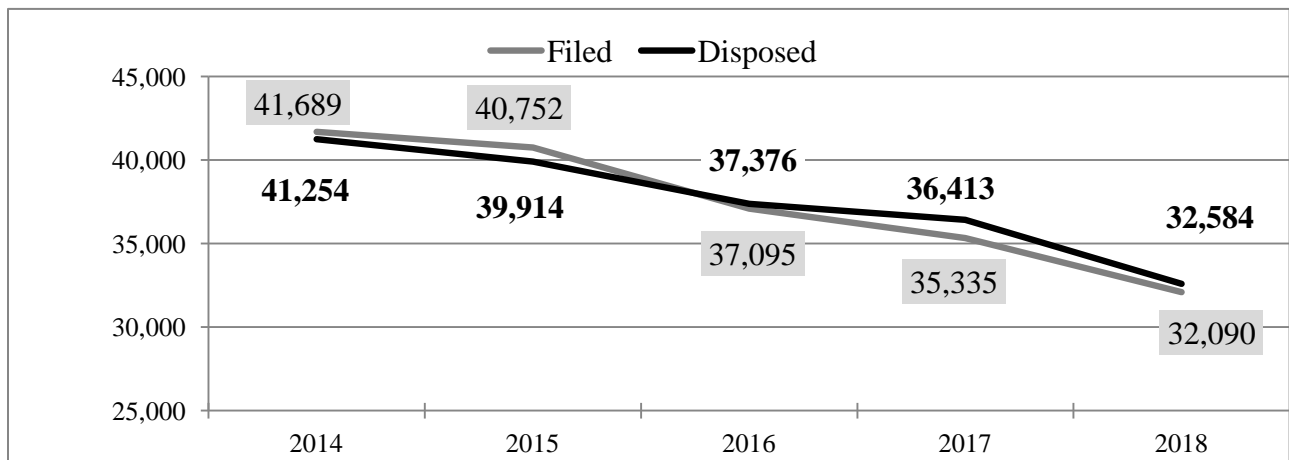


Traffic Cases*



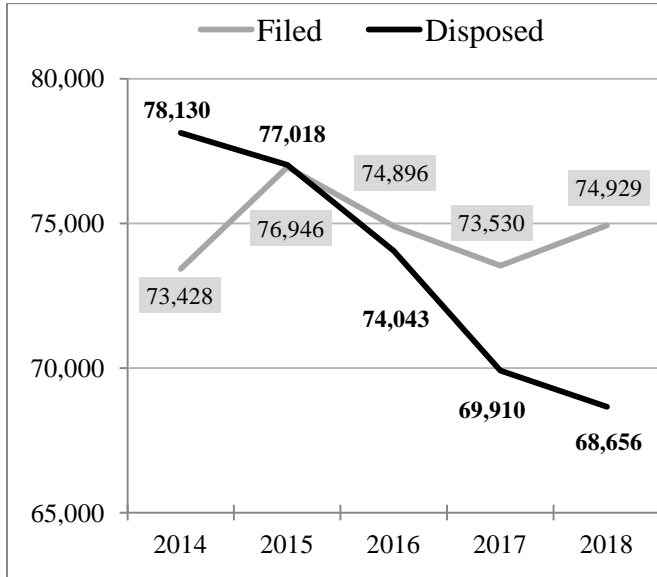
*Excluding parking tickets and DUI

DUI Cases

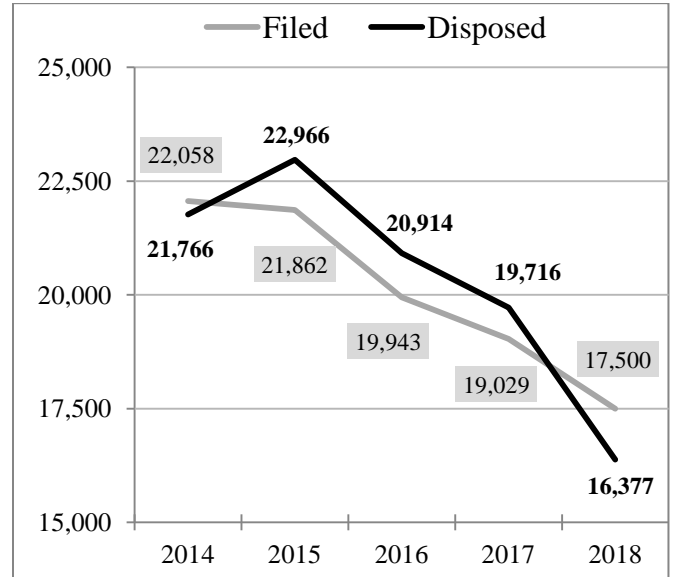


CIRCUIT COURTS OF ILLINOIS FIVE-YEAR TRENDS

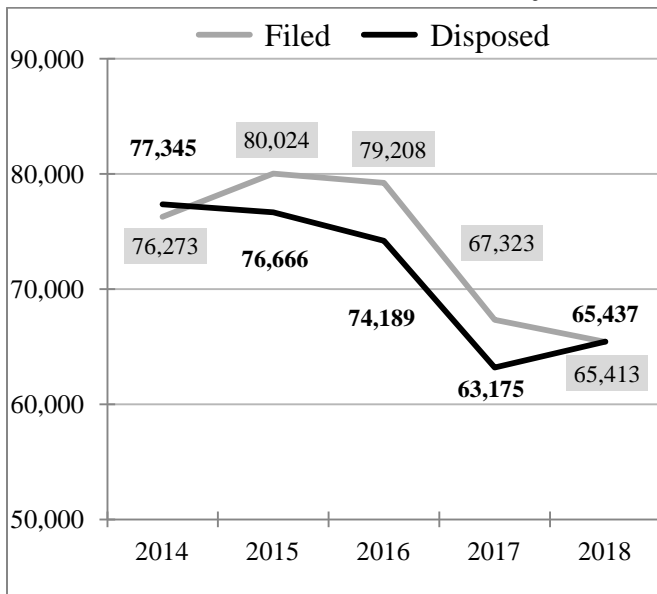
Felony



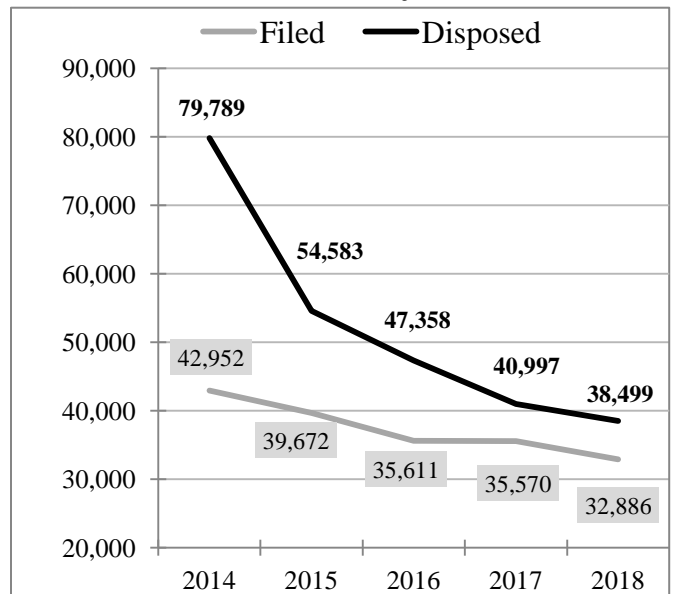
Juvenile



Dissolution and Family

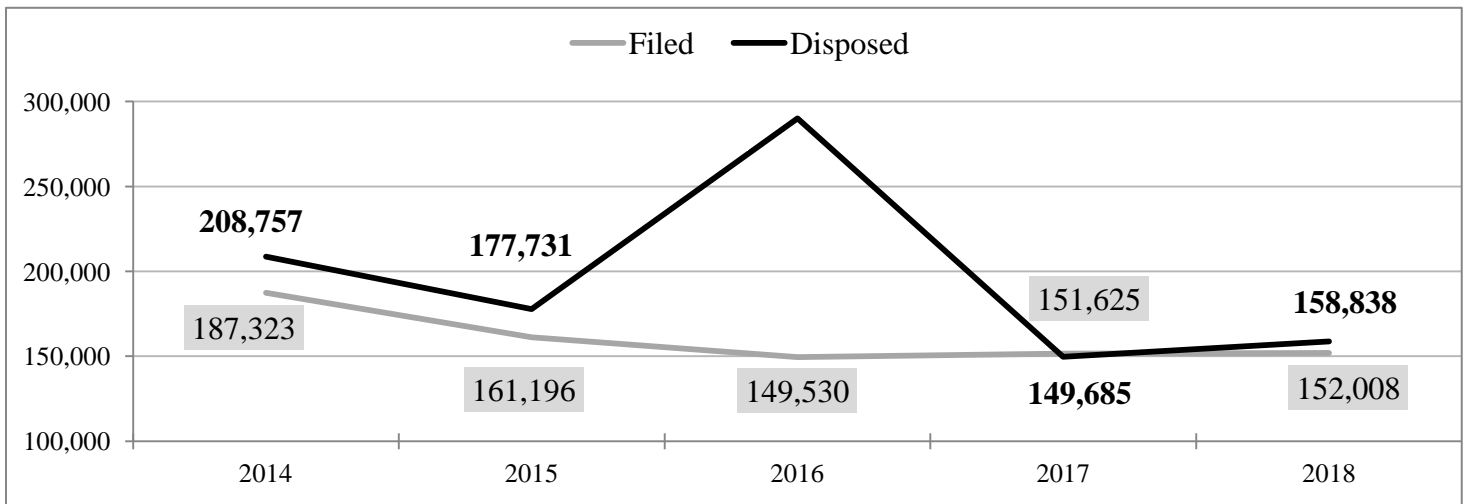


Chancery

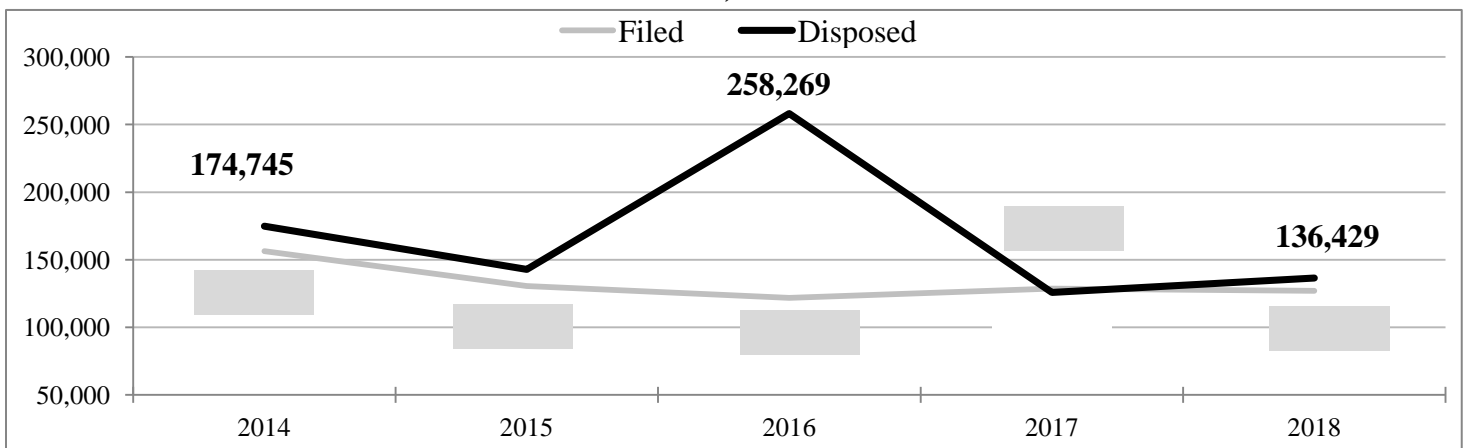


CIRCUIT COURTS OF ILLINOIS FIVE-YEAR TRENDS

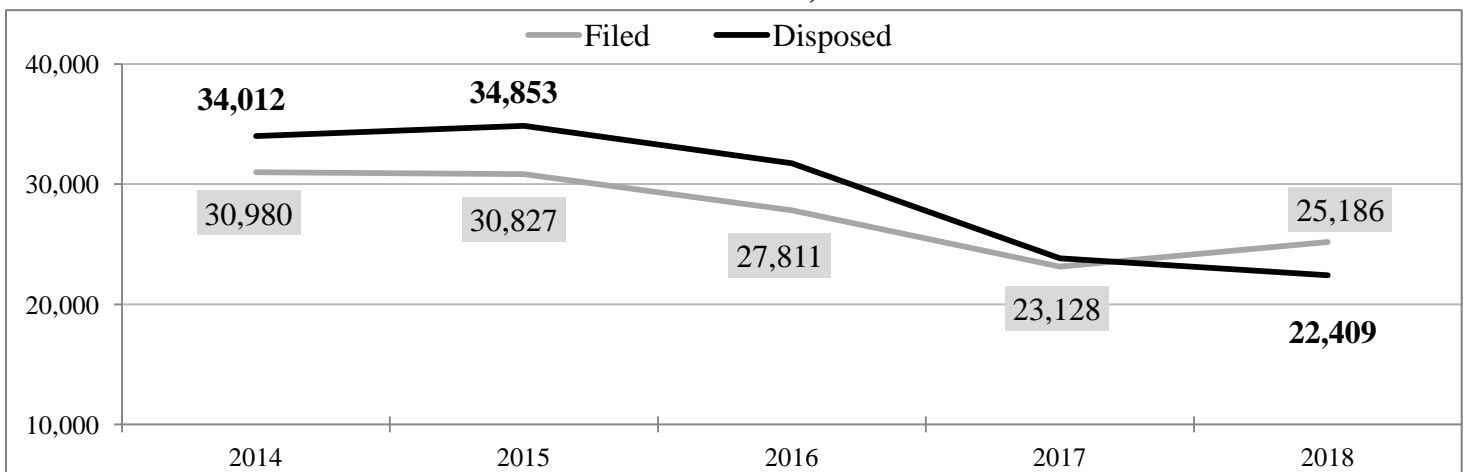
All Law Cases*



Law Cases \$50,000 and Less*



Law Cases Over \$50,000



*The 2016 spike in civil case closures is due to a mass closure of over 208,703 Law Non-Jury < \$50,000 cases in Cook County in 2016, which is approximately 100,000 more cases than the prior year's average of total case closures for this specific case type.

CASELOAD, CLEARANCE RATE
AND
STATISTICAL RECORDS
OF THE
CIRCUIT COURTS
OF ILLINOIS

**CASELOAD SUMMARIES BY CIRCUIT
CIRCUIT COURTS OF ILLINOIS
CALENDAR YEAR 2018**

CIRCUIT	NEW FILED	REINSTATED	DISPOSED	PENDING AT END
1st	64,166	98	59,587	139,311
2nd	33,217	20	31,141	47,311
3rd	75,198	490	71,693	74,133
4th	43,562	304	43,905	37,585
5th	29,544	2	23,339	58,072
6th	63,725	1,258	60,869	68,945
7th	75,641	51	88,113	86,583
8th	28,509	23	27,396	21,597
9th	31,006	5	30,494	26,043
10th	59,119	289	58,334	45,514
11th	55,975	1,179	56,857	41,689
12th	122,330	3,654	125,755	81,942
13th	35,295	856	35,384	19,375
14th	47,032	20	45,425	60,520
15th	35,058	4	33,605	27,994
16th	89,521	1,403	50,555	118,521
17th	74,839	283	74,367	88,639
18th	179,328	11,696	192,933	53,702
19th	127,130	4,118	131,524	38,743
20th	75,783	590	75,229	71,136
21st	27,607	1	21,014	64,429
22nd	58,229	2,050	60,156	17,067
23rd	32,208	1,028	33,515	20,267
DOWNSTATE TOTAL .	1,464,022	29,422	1,431,190	1,309,118
COOK COUNTY	940,753	13,581	737,147	1,463,995
STATE TOTAL	2,404,775	43,003	2,168,337	2,773,113

**CASE FILING RATIO: JUDGE/POPULATION
CIRCUIT COURTS OF ILLINOIS
CALENDAR YEAR 2018**

CIRCUIT	NUMBER OF COUNTIES	2018 CENSUS POPULATION ESTIMATE	TOTAL NUMBER OF CASES FILED DURING 2018 **	NUMBER OF JUDGES			NUMBER OF CASES FILED PER JUDGE	NUMBER OF CASES FILED PER 1000 POPULATION
				CIRCUIT	ASSOCIATE	TOTAL*		
1st	9	207,493	64,166	12	7	19	3,377.2	309.2
2nd	12	191,925	33,217	14	6	20	1,660.9	173.1
3rd	2	281,091	75,198	9	12	21	3,580.9	267.5
4th	9	236,750	43,562	11	7	18	2,420.1	184.0
5th	5	171,455	29,544	11	5	16	1,846.5	172.3
6th	6	381,056	63,725	14	11	25	2,549.0	167.2
7th	6	314,454	75,641	11	10	21	3,602.0	240.5
8th	8	137,680	28,509	11	5	16	1,781.8	207.1
9th	6	156,496	31,006	10	4	14	2,214.7	198.1
10th	5	335,650	59,119	10	11	21	2,815.2	176.1
11th	5	289,241	55,975	10	10	20	2,798.8	193.5
12th	1	692,310	122,330	16	21	37	3,306.2	176.7
13th	3	193,395	35,295	8	5	13	2,715.0	182.5
14th	4	263,794	47,032	12	10	22	2,137.8	178.3
15th	5	165,577	35,058	8	8	16	2,191.1	211.7
16th	1	534,216	89,521	12	17	29	3,086.9	167.6
17th	2	337,658	74,839	10	15	25	2,993.6	221.6
18th	1	928,589	179,328	15	29	44	4,075.6	193.1
19th	1	700,832	127,130	15	24	39	3,259.7	181.4
20th	5	362,669	75,783	11	13	24	3,157.6	209.0
21st	2	137,628	27,607	7	5	12	2,300.6	200.6
22nd	1	308,570	58,229	8	11	19	3,064.7	188.7
23rd	2	232,058	32,208	8	5	13	2,477.5	138.8
DOWNSTATE TOTAL	101	7,560,587	1,464,022	253	251	504	2,904.8	193.6
COOK COUNTY	1	5,180,493	940,753	243	135	378	2,488.8	181.6
STATE TOTAL	102	12,741,080	2,404,775	496	386	882	2,726.5	188.7

*Average number of sitting Circuit Judges

**Total of all cases in all categories: Civil; Domestic Relations; Criminal; Quasi-Criminal; and Juvenile

**CLEARANCE RATES* BY CIRCUIT
ALL CASE TYPES**

CALENDAR YEAR 2018

Circuit	2018	2017	2016	2015	2014
1st	92.7%	92.4%	92.1%	94.9%	94.1%
2nd	93.7%	94.3%	95.8%	98.0%	98.2%
3rd	94.7%	94.9%	95.4%	95.9%	98.9%
4th	100.1%	94.6%	97.3%	94.1%	98.2%
5th	79.0%	84.2%	88.7%	90.3%	89.7%
6th	93.7%	92.5%	99.6%	99.8%	97.9%
7th	116.4%	107.5%	102.7%	101.1%	98.4%
8th	96.0%	95.7%	98.8%	99.7%	99.5%
9th	98.3%	95.1%	102.7%	95.8%	95.2%
10th	98.2%	96.3%	98.4%	102.3%	89.5%
11th	99.5%	97.2%	101.7%	98.5%	98.8%
12th	99.8%	99.7%	102.0%	101.3%	101.5%
13th	97.9%	99.3%	97.8%	97.5%	100.7%
14th	96.5%	91.4%	94.5%	93.1%	96.8%
15th	95.8%	94.3%	98.4%	96.3%	100.4%
16th	55.6%	65.8%	110.1%	100.4%	100.2%
17th	99.0%	100.3%	97.5%	97.8%	97.8%
18th	101.0%	99.1%	100.9%	101.0%	101.0%
19th	100.2%	99.1%	102.6%	101.2%	101.1%
20th	98.5%	105.1%	108.9%	116.3%	101.1%
21st	76.1%	87.0%	100.8%	101.8%	95.2%
22nd	99.8%	100.6%	100.8%	100.9%	102.6%
23rd	100.8%	99.7%	103.2%	102.2%	101.1%
DOWNSTATE TOTAL .	95.8%	95.9%	100.3%	100.1%	98.9%
COOK COUNTY	77.2%	86.3%	104.0%	95.5%	96.9%
STATE TOTAL	88.6%	92.1%	101.8%	98.3%	98.1%

**CLEARANCE RATES* BY CIRCUIT
CIVIL CATEGORY**

(Arbitration, Chancery, Eminent Domain, Law, Law Magistrate, Municipal Corporation,
Mental Health, Miscellaneous Remedy, Probate, Small Claims, Tax)

CALENDAR YEAR 2018

Circuit	2018	2017	2016	2015	2014
1st	86.3%	93.1%	90.6%	92.1%	93.4%
2nd	88.0%	90.2%	89.2%	94.5%	89.1%
3rd	92.6%	99.2%	94.3%	103.8%	100.0%
4th	99.0%	91.6%	89.1%	89.8%	97.1%
5th	60.9%	62.3%	66.0%	72.6%	71.9%
6th	89.0%	84.5%	95.7%	91.4%	89.3%
7th	131.1%	95.4%	97.4%	100.4%	104.1%
8th	96.8%	92.7%	100.8%	103.0%	91.7%
9th	90.3%	85.9%	100.9%	92.8%	93.0%
10th	98.5%	86.4%	98.4%	110.0%	98.9%
11th	95.2%	99.1%	100.0%	92.9%	100.9%
12th	99.2%	99.7%	106.2%	112.0%	120.9%
13th	99.9%	96.5%	96.7%	101.5%	103.9%
14th	95.9%	87.8%	88.2%	92.2%	99.4%
15th	97.1%	93.5%	96.5%	100.7%	98.4%
16th	65.5%	63.2%	113.9%	98.3%	96.9%
17th	97.6%	100.6%	97.9%	99.0%	99.0%
18th	103.8%	99.2%	100.9%	102.1%	107.9%
19th	104.7%	98.8%	106.1%	104.0%	108.0%
20th	98.3%	106.4%	91.5%	110.7%	99.9%
21st	96.6%	101.9%	120.8%	99.0%	99.4%
22nd	103.3%	98.9%	105.1%	105.9%	111.2%
23rd	102.3%	99.5%	109.5%	109.8%	111.4%
DOWNSTATE TOTAL .	96.9%	93.3%	98.6%	100.5%	101.9%
COOK COUNTY	97.9%	94.3%	154.0%	97.4%	108.3%
STATE TOTAL	97.4%	93.8%	127.0%	98.9%	105.1%

*Clearance Rate Percentage equals the number of disposed cases divided by the sum of new filed and reinstate casesd, with the total multiplied by 100.

**CLEARANCE RATES* BY CIRCUIT
DOMESTIC RELATIONS CATEGORY**

(Adoption, Dissolution of Marriage, Family, Order of Protection)

CALENDAR YEAR 2018

Circuit	2018	2017	2016	2015	2014
1st	97.7%	91.0%	90.1%	93.2%	97.8%
2nd	85.4%	90.3%	101.5%	97.1%	89.3%
3rd	97.5%	95.0%	95.7%	98.1%	101.8%
4th	94.0%	104.9%	90.4%	92.6%	92.4%
5th	45.8%	94.7%	69.5%	59.0%	71.4%
6th	87.3%	95.3%	79.7%	86.2%	91.1%
7th	135.1%	100.0%	97.0%	122.0%	87.8%
8th	103.5%	49.4%	95.5%	94.2%	96.1%
9th	93.6%	95.9%	97.2%	93.7%	93.7%
10th	88.3%	94.2%	92.0%	114.5%	89.0%
11th	99.2%	101.5%	102.0%	92.7%	89.9%
12th	98.0%	87.2%	104.1%	100.3%	98.9%
13th	94.1%	89.0%	97.7%	98.1%	101.3%
14th	104.6%	109.6%	86.3%	89.4%	93.2%
15th	96.4%	103.9%	93.8%	98.3%	97.8%
16th	59.5%	100.4%	95.7%	74.4%	77.3%
17th	95.0%	105.3%	94.4%	87.8%	107.4%
18th	96.6%	94.8%	91.7%	94.4%	120.2%
19th	99.9%	50.4%	98.1%	100.8%	102.3%
20th	109.5%	86.8%	90.0%	98.2%	95.3%
21st	94.1%	107.2%	83.0%	127.7%	112.6%
22nd	104.3%	91.6%	100.7%	96.3%	99.3%
23rd	98.4%	95.4%	95.6%	98.6%	106.2%
DOWNSTATE TOTAL .	96.3%	93.3%	93.7%	96.6%	96.6%
COOK COUNTY	93.6%	76.9%	95.3%	95.6%	102.6%
STATE TOTAL	95.4%	87.3%	94.4%	96.2%	99.0%

**CLEARANCE RATES* BY CIRCUIT
JUVENILE CATEGORY**

(Juvenile, Juvenile Abuse & Neglect, Juvenile Delinquency)

CALENDAR YEAR 2018

Circuit	2018	2017	2016	2015	2014
1st	72.7%	62.9%	77.3%	105.1%	77.4%
2nd	67.9%	60.7%	84.5%	70.0%	84.7%
3rd	87.2%	91.7%	90.0%	90.3%	96.9%
4th	75.9%	86.9%	85.8%	106.7%	82.2%
5th	39.7%	45.3%	49.6%	31.5%	30.6%
6th	75.9%	74.5%	105.0%	87.7%	79.3%
7th	140.9%	118.7%	102.3%	85.4%	86.4%
8th	87.8%	60.1%	64.7%	72.5%	93.5%
9th	73.3%	78.9%	63.5%	83.6%	88.4%
10th	73.6%	88.4%	103.3%	116.2%	89.7%
11th	73.5%	94.2%	119.9%	92.2%	65.4%
12th	115.6%	97.7%	115.4%	98.8%	95.4%
13th	87.5%	78.6%	77.7%	90.4%	99.5%
14th	69.3%	72.6%	80.6%	72.9%	82.1%
15th	88.4%	81.5%	94.0%	82.0%	90.1%
16th	70.0%	68.6%	112.6%	110.0%	128.0%
17th	90.3%	106.2%	98.4%	106.9%	117.5%
18th	114.9%	100.1%	120.2%	106.5%	97.2%
19th	103.6%	113.2%	101.5%	95.4%	103.6%
20th	54.7%	77.3%	94.5%	90.3%	81.7%
21st	101.3%	92.7%	125.7%	115.7%	84.9%
22nd	102.8%	102.6%	110.5%	101.0%	108.3%
23rd	97.3%	81.6%	106.9%	86.5%	91.4%
DOWNSTATE TOTAL .	84.5%	86.1%	95.7%	92.3%	90.1%
COOK COUNTY	128.7%	145.3%	123.2%	124.3%	112.9%
STATE TOTAL	92.4%	102.5%	103.9%	102.4%	97.7%

*Clearance Rate Percentage equals the number of disposed cases divided by the sum of new filed and reinstated cases, with the total multiplied by 100.

CLEARANCE RATES* BY CIRCUIT**CRIMINAL CATEGORY**

(Felony, Misdemeanor, DUI)

CALENDAR YEAR 2018

Circuit	2018	2017	2016	2015	2014
1st	84.4%	86.0%	93.8%	99.1%	102.7%
2nd	90.4%	95.9%	92.0%	100.4%	107.3%
3rd	87.4%	90.5%	87.2%	85.0%	94.9%
4th	88.8%	90.0%	94.3%	93.0%	94.2%
5th	89.2%	89.0%	104.2%	102.0%	96.9%
6th	98.3%	91.3%	98.2%	94.1%	96.5%
7th	111.2%	107.0%	103.2%	99.0%	105.2%
8th	91.8%	91.3%	94.1%	97.5%	102.5%
9th	94.0%	108.6%	106.4%	93.0%	100.8%
10th	95.7%	95.0%	99.0%	96.8%	99.1%
11th	94.2%	96.9%	109.2%	98.3%	97.0%
12th	100.1%	99.4%	101.9%	94.8%	96.0%
13th	97.0%	102.2%	102.0%	94.2%	102.0%
14th	91.1%	91.0%	95.3%	90.5%	94.1%
15th	92.0%	96.3%	99.2%	94.2%	97.6%
16th	89.2%	72.2%	105.4%	113.4%	95.5%
17th	96.3%	98.5%	98.5%	101.7%	97.9%
18th	96.8%	99.3%	102.6%	97.4%	102.3%
19th	99.9%	98.4%	104.1%	97.9%	101.6%
20th	93.0%	104.5%	110.0%	118.0%	95.4%
21st	62.7%	71.2%	91.9%	100.6%	111.8%
22nd	103.5%	97.1%	96.9%	102.9%	102.7%
23rd	92.6%	91.7%	100.5%	104.4%	97.6%
DOWNSTATE TOTAL .	94.1%	94.8%	100.0%	99.0%	99.1%
COOK COUNTY	60.2%	63.6%	89.0%	101.3%	101.2%
STATE TOTAL	78.4%	80.5%	94.9%	100.1%	100.1%

CLEARANCE RATES* BY CIRCUIT**QUASI-CRIMINAL CATEGORY**

(Civil Law Violations, Conservation, Ordinance Violation, Traffic)

CALENDAR YEAR 2018

Circuit	2018	2017	2016	2015	2014
1st	94.6%	93.4%	92.4%	94.8%	93.5%
2nd	99.3%	97.5%	98.1%	99.3%	100.2%
3rd	96.8%	94.0%	97.6%	96.4%	99.2%
4th	103.9%	96.1%	100.5%	94.9%	100.2%
5th	90.2%	97.7%	97.0%	100.5%	98.4%
6th	95.3%	97.3%	103.4%	105.3%	101.9%
7th	110.1%	110.8%	104.9%	99.3%	97.0%
8th	95.8%	98.4%	100.0%	100.4%	101.4%
9th	102.1%	94.9%	103.7%	97.8%	94.7%
10th	100.4%	99.6%	98.9%	100.1%	86.6%
11th	101.7%	97.0%	100.6%	100.3%	99.9%
12th	100.0%	99.3%	100.9%	99.8%	98.4%
13th	97.8%	100.3%	97.7%	97.1%	99.6%
14th	97.2%	92.4%	97.3%	94.4%	97.1%
15th	96.2%	93.9%	99.0%	96.0%	101.6%
16th	49.5%	66.6%	110.9%	100.5%	102.1%
17th	100.5%	100.9%	97.6%	97.8%	96.3%
18th	101.1%	99.3%	100.9%	101.3%	99.6%
19th	99.5%	98.9%	102.2%	101.2%	99.9%
20th	99.4%	106.4%	114.4%	118.7%	103.0%
21st	70.4%	82.8%	98.1%	100.0%	90.6%
22nd	98.6%	101.0%	100.6%	100.2%	101.3%
23rd	102.4%	101.7%	102.8%	100.7%	99.5%
DOWNSTATE TOTAL .	96.0%	96.9%	101.3%	100.5%	98.6%
COOK COUNTY	72.1%	87.9%	88.8%	93.1%	91.7%
STATE TOTAL	87.3%	93.7%	96.8%	97.9%	96.0%

*Clearance Rate Percentage equals the number of disposed cases divided by the sum of new filed and reinstated cases, with the total multiplied by 100.

CIVIL AND DOMESTIC RELATIONS CASELOAD STATISTICS BY COUNTY
CIRCUIT COURTS OF ILLINOIS
CALENDAR YEAR 2018

CIRCUIT / COUNTY		CIVIL															DOMESTIC RELATIONS							
		ARBITRATION	CHANCERY	EMINENT DOMAIN	LAW JURY > \$50,000	LAW NON-JURY > \$50,000	LAW JURY = < \$50,000	LAW NON-JURY = < \$50,000	MUNICIPAL CORPORATION	MENTAL HEALTH	MISC. REMEDY	PROBATE	SMALL CLAIMS	TAX	TOTAL CIVIL CASES	TOTAL ALL CASES*	CIVIL CASES AS % OF ALL CASES	ADOPTION	DISSOLUTION	FAMILY	ORDER OF PROTECTION	TOTAL DOMESTIC RELATIONS CASES	TOTAL ALL CASES*	DOMESTIC RELATIONS CASES AS % OF ALL CASES
1st..... ALEXANDER	New Filed	0	6	0	0	8	0	26	0	0	74	16	61	28	219	3,672	6.0	0	27	30	26	83	3,672	2.3
	Reinstated	0	0	0	0	0	0	0	0	0	0	0	0	0	0	0	0.0	0	0	0	0	0	0	0.0
	Disposed Of	0	0	0	0	0	0	0	0	0	4	0	3	5	12	2,560	0.5	0	6	2	0	8	2,560	0.3
	End Pending	0	146	7	20	83	0	307	1	0	1,093	281	935	348	3,221	37,579	8.6	45	234	711	689	1,679	37,579	4.5
1st..... JACKSON	New Filed	0	74	0	1	111	0	589	0	10	189	117	608	130	1,829	9,919	18.4	7	187	165	158	517	9,919	5.2
	Reinstated	0	0	0	0	0	0	1	0	0	0	6	0	0	7	7	100.0	0	0	0	0	0	7	0.0
	Disposed Of	0	81	0	38	66	1	560	1	0	163	120	623	43	1,696	10,163	16.7	8	184	183	165	540	10,163	5.3
	End Pending	0	60	0	76	161	1	157	3	13	130	394	238	90	1,323	3,479	38.0	3	80	88	7	178	3,479	5.1
1st..... JOHNSON	New Filed	0	26	0	6	5	0	27	0	0	126	33	120	24	367	3,296	11.1	7	74	24	53	158	3,296	4.8
	Reinstated	0	0	0	0	0	0	0	0	0	0	0	1	0	1	1	100.0	0	0	0	0	0	1	0.0
	Disposed Of	0	34	0	1	7	0	21	0	0	75	16	115	21	290	3,042	9.5	4	53	21	51	129	3,042	4.2
	End Pending	0	25	0	19	10	3	19	0	0	126	164	48	9	423	8,476	5.0	5	56	27	13	101	8,476	1.2
1st..... MASSAC	New Filed	0	45	0	0	17	0	58	0	0	68	46	168	25	427	9,679	4.4	5	71	30	108	214	9,679	2.2
	Reinstated	0	0	0	0	0	0	1	0	0	0	0	1	0	2	2	100.0	0	0	0	0	0	2	0.0
	Disposed Of	0	41	0	1	12	0	62	0	0	40	25	155	21	357	8,432	4.2	2	69	8	114	193	8,432	2.3
	End Pending	0	74	0	117	44	0	67	1	2	292	304	170	113	1,184	6,023	19.7	31	107	143	57	338	6,023	5.6
1st..... POPE	New Filed	0	8	0	1	1	0	5	0	0	26	12	18	10	81	1,093	7.4	1	25	8	22	56	1,093	5.1
	Reinstated	0	0	0	0	0	0	0	0	0	0	0	0	0	0	0	0.0	0	0	0	0	0	0	0.0
	Disposed Of	0	5	0	0	5	0	4	0	0	9	7	22	8	60	1,061	5.7	3	19	8	22	52	1,061	4.9
	End Pending	0	12	0	1	7	1	10	1	2	60	62	14	2	172	626	27.5	0	13	18	4	35	626	5.6
1st..... PULASKI	New Filed	0	10	0	0	11	0	16	0	0	47	14	70	16	184	10,420	1.8	0	19	34	24	77	10,420	0.7
	Reinstated	0	0	0	0	0	0	0	0	0	0	0	0	0	0	0	0.0	0	0	0	0	0	0	0.0
	Disposed Of	0	4	0	0	3	0	6	0	0	12	3	68	8	104	9,785	1.1	0	8	9	15	32	9,785	0.3
	End Pending	0	107	0	11	70	3	171	0	0	180	338	188	233	1,301	63,013	2.1	7	112	248	107	474	63,013	0.8
1st..... SALINE	New Filed	0	43	0	6	48	0	183	0	0	97	61	342	82	862	4,931	17.5	38	144	75	181	438	4,931	8.9
	Reinstated	0	0	0	0	1	0	0	0	0	0	0	2	0	3	4	75.0	0	0	0	0	0	4	0.0
	Disposed Of	0	58	0	3	39	0	137	0	0	79	27	353	83	779	4,568	17.1	27	123	51	210	411	4,568	9.0
	End Pending	0	106	0	135	127	5	243	0	9	252	592	467	138	2,074	5,489	37.8	103	271	226	107	707	5,489	12.9
1st..... UNION	New Filed	0	27	0	5	30	0	54	0	69	103	69	304	30	691	4,478	15.4	2	84	59	60	205	4,478	4.6
	Reinstated	0	0	0	0	0	0	0	0	0	0	0	0	0	0	0	0.0	0	0	0	0	0	0	0.0
	Disposed Of	0	50	0	2	26	0	48	0	77	76	54	271	35	639	4,101	15.6	2	94	39	59	194	4,101	4.7
	End Pending	0	35	0	28	54	0	45	0	62	199	89	132	20	664	5,326	12.5	5	53	87	2	147	5,326	2.8
1st..... WILLIAMSON	New Filed	0	167	0	165	148	0	451	0	0	424	148	1,114	109	2,726	16,678	16.3	84	342	231	446	1,103	16,678	6.6
	Reinstated	0	1	0	0	0	0	0	0	0	1	0	63	0	65	84	77.4	0	1	13	0	14	84	16.7
	Disposed Of	0	119	0	4	178	1	507	0	1	353	133	1,121	84	2,501	15,875	15.8	85	410	295	449	1,239	15,875	7.8
	End Pending	0	258	0	531	312	3	220	0	0	182	629	525	36	2,696	9,300	29.0	14	209	119	49	391	9,300	4.2

* TOTAL OF ALL CASES IN ALL CATEGORIES: CIVIL; DOMESTIC RELATIONS; CRIMINAL; QUASI-CRIMINAL; AND JUVENILE

CIVIL AND DOMESTIC RELATIONS CASELOAD STATISTICS BY COUNTY
CIRCUIT COURTS OF ILLINOIS
CALENDAR YEAR 2018

CIRCUIT / COUNTY		CIVIL															DOMESTIC RELATIONS							
		ARBITRATION	CHANCERY	EMINENT DOMAIN	LAW JURY > \$50,000	LAW NON-JURY > \$50,000	LAW JURY = < \$50,000	LAW NON-JURY = < \$50,000	CORPORATION	MENTAL HEALTH	MISC. REMEDY	PROBATE	SMALL CLAIMS	TAX	TOTAL CIVIL CASES	TOTAL ALL CASES*	CIVIL CASES AS % OF ALL CASES	ADOPTION	DISSOLUTION	FAMILY	ORDER OF PROTECTION	TOTAL DOMESTIC RELATIONS CASES	TOTAL ALL CASES*	DOMESTIC RELATIONS CASES AS % OF ALL CASES
1st CIRCUIT TOTAL	New Filed	0	406	0	184	379	0	1,409	0	79	1,154	516	2,805	454	7,386	64,166	11.5	144	973	656	1,078	2,851	64,166	4.4
	Reinstated	0	1	0	0	1	0	2	0	0	1	0	73	0	78	98	79.6	0	1	13	0	14	98	14.3
	Disposed Of	0	392	0	49	336	2	1,345	1	78	811	385	2,731	308	6,438	59,587	10.8	131	966	616	1,085	2,798	59,587	4.7
	End Pending	0	823	7	938	868	16	1,239	6	88	2,514	2,853	2,717	989	13,058	139,311	9.4	213	1,135	1,667	1,035	4,050	139,311	2.9
2nd..... CRAWFORD	New Filed	0	39	0	1	8	0	45	0	0	43	70	211	8	425	3,035	14.0	8	114	47	153	322	3,035	10.6
	Reinstated	0	1	0	0	0	0	0	0	0	0	0	5	0	6	7	85.7	0	0	1	0	1	7	14.3
	Disposed Of	0	30	0	2	10	0	44	0	0	30	53	261	18	448	2,972	15.1	12	144	34	160	350	2,972	11.8
	End Pending	0	184	0	25	30	0	124	0	0	89	529	219	47	1,247	3,217	38.8	16	184	153	6	359	3,217	11.2
2nd..... EDWARDS	New Filed	0	7	0	0	2	0	16	0	0	40	22	38	12	137	1,198	11.4	2	28	9	44	83	1,198	6.9
	Reinstated	0	0	0	0	0	0	0	0	0	0	0	0	0	0	0	0.0	0	0	0	0	0	0	0.0
	Disposed Of	0	9	0	0	1	0	11	0	0	14	15	43	19	112	1,117	10.0	3	28	10	45	86	1,117	7.7
	End Pending	0	11	0	2	9	1	10	0	1	62	83	11	5	195	609	32.0	0	24	5	0	29	609	4.8
2nd..... FRANKLIN	New Filed	0	83	0	0	88	1	202	0	1	168	83	526	146	1,298	6,441	20.2	23	254	161	479	917	6,441	14.2
	Reinstated	0	0	0	0	0	0	0	0	0	0	0	0	0	0	0	0.0	0	0	0	0	0	0	0.0
	Disposed Of	0	99	0	13	53	1	174	0	0	35	62	416	131	984	5,498	17.9	6	232	40	484	762	5,498	13.9
	End Pending	0	510	0	123	294	19	755	2	4	727	846	1,160	316	4,756	10,939	43.5	121	373	781	113	1,388	10,939	12.7
2nd..... GALLATIN	New Filed	0	14	0	0	10	0	18	0	0	35	15	77	27	196	1,076	18.2	1	34	16	64	115	1,076	10.7
	Reinstated	0	0	0	0	0	0	0	0	0	0	0	0	0	0	0	0.0	0	0	0	0	0	0	0.0
	Disposed Of	0	6	0	0	1	0	18	0	0	21	8	65	26	145	1,010	14.4	0	31	16	58	105	1,010	10.4
	End Pending	0	44	1	2	29	0	64	5	0	73	93	85	37	433	1,210	35.8	2	60	60	50	172	1,210	14.2
2nd..... HAMILTON	New Filed	0	22	0	2	10	0	16	0	0	35	36	66	45	232	1,041	22.3	1	45	14	77	137	1,041	13.2
	Reinstated	0	0	0	0	0	0	0	0	0	0	0	0	0	0	0	0.0	0	0	0	0	0	0	0.0
	Disposed Of	0	21	0	2	4	0	15	0	0	21	24	77	20	184	1,005	18.3	1	36	12	74	123	1,005	12.2
	End Pending	0	17	0	7	18	0	14	0	0	35	104	40	55	290	830	34.9	6	36	18	4	64	830	7.7
2nd..... HARDIN	New Filed	0	6	0	0	2	0	14	0	0	41	8	20	7	98	678	14.5	2	10	6	59	77	678	11.4
	Reinstated	0	0	0	0	0	0	0	0	0	0	0	0	0	0	0	0.0	0	0	0	0	0	0	0.0
	Disposed Of	0	8	0	0	1	0	9	0	0	26	13	23	4	84	634	13.2	1	15	3	60	79	634	12.5
	End Pending	0	17	0	1	24	0	77	0	3	97	70	57	44	390	851	45.8	14	21	86	74	195	851	22.9
2nd..... JEFFERSON	New Filed	0	73	0	22	51	1	186	0	0	213	107	749	76	1,478	7,547	19.6	37	154	134	215	540	7,547	7.2
	Reinstated	0	0	0	0	0	0	1	0	0	0	0	9	0	10	12	83.3	0	1	0	1	2	12	16.7
	Disposed Of	0	75	0	5	69	0	178	0	0	139	74	711	79	1,330	7,053	18.9	8	142	19	156	325	7,053	4.6
	End Pending	0	94	16	123	68	44	933	0	3	590	474	1,479	219	4,043	9,555	42.3	56	84	329	154	623	9,555	6.5
2nd..... LAWRENCE	New Filed	0	29	0	0	9	0	42	0	0	92	44	168	71	455	1,839	24.7	9	99	42	187	337	1,839	18.3
	Reinstated	0	0	0	0	0	0	0	0	0	0	0	0	0	0	0	0.0	0	0	0	0	0	0	0.0
	Disposed Of	0	13	1	0	7	0	34	0	0	157	24	162	36	434	1,677	25.9	10	81	13	170	274	1,677	16.3
	End Pending	0	43	0	14	67	0	28	1	4	92	272	182	179	882	3,052	28.9	12	116	171	40	339	3,052	11.1

* TOTAL OF ALL CASES IN ALL CATEGORIES: CIVIL; DOMESTIC RELATIONS; CRIMINAL; QUASI-CRIMINAL; AND JUVENILE

CIVIL AND DOMESTIC RELATIONS CASELOAD STATISTICS BY COUNTY
CIRCUIT COURTS OF ILLINOIS
CALENDAR YEAR 2018

CIRCUIT / COUNTY		CIVIL															DOMESTIC RELATIONS							
		ARBITRATION	CHANCERY	EMINENT DOMAIN	LAW JURY > \$50,000	LAW NON-JURY > \$50,000	LAW JURY = < \$50,000	LAW NON-JURY = < \$50,000	CORPORATION	MENTAL HEALTH	MISC. REMEDY	PROBATE	SMALL CLAIMS	TAX	TOTAL CIVIL CASES	TOTAL ALL CASES*	CIVIL CASES AS % OF ALL CASES	ADOPTION	DISSOLUTION	FAMILY	ORDER OF PROTECTION	TOTAL DOMESTIC RELATIONS CASES	TOTAL ALL CASES*	DOMESTIC RELATIONS CASES AS % OF ALL CASES
2nd..... RICHLAND	New Filed	0	20	0	0	10	0	30	0	1	61	42	155	14	333	2,887	11.5	18	69	51	204	342	2,887	11.8
	Reinstated	0	0	0	0	0	0	0	0	0	0	0	0	0	0	0	0.0	0	0	0	0	0	0	0.0
	Disposed Of	0	22	0	10	3	0	32	0	1	47	35	187	9	346	2,837	12.2	12	73	45	209	339	2,837	11.9
	End Pending	0	24	0	20	16	2	24	0	1	59	213	56	9	424	1,993	21.3	7	37	40	2	86	1,993	4.3
2nd..... WABASH	New Filed	0	26	0	0	3	0	26	0	0	55	23	123	4	260	1,938	13.4	5	46	27	93	171	1,938	8.8
	Reinstated	0	0	0	0	0	0	0	0	0	0	0	0	0	0	0	0.0	0	0	0	0	0	0	0.0
	Disposed Of	0	23	0	1	1	0	20	0	0	44	7	127	8	231	1,839	12.6	2	44	13	83	142	1,839	7.7
	End Pending	0	74	0	6	24	1	64	0	1	94	243	178	42	727	2,099	34.6	13	69	83	57	222	2,099	10.6
2nd..... WAYNE	New Filed	0	23	0	1	9	0	28	1	0	32	51	170	1	316	2,477	12.8	3	76	40	154	273	2,477	11.0
	Reinstated	0	0	0	0	0	0	0	0	0	0	0	1	0	1	1	100.0	0	0	0	0	0	1	0.0
	Disposed Of	0	21	0	1	8	0	22	1	0	9	38	211	5	316	2,527	12.5	2	60	30	145	237	2,527	9.4
	End Pending	0	89	0	22	30	3	106	1	2	159	248	255	148	1,063	6,240	17.0	14	118	78	9	219	6,240	3.5
2nd..... WHITE	New Filed	0	29	0	3	12	0	41	0	1	49	41	176	60	412	3,060	13.5	6	84	39	140	269	3,060	8.8
	Reinstated	0	0	0	0	0	0	0	0	0	0	0	0	0	0	0	0.0	0	0	0	0	0	0	0.0
	Disposed Of	0	25	0	7	5	1	36	0	1	35	46	170	39	365	2,972	12.3	4	69	27	140	240	2,972	8.1
	End Pending	0	85	0	13	36	0	64	9	0	39	190	198	69	703	6,716	10.5	10	65	56	4	135	6,716	2.0
2nd CIRCUIT TOTAL	New Filed	0	371	0	29	214	2	664	1	3	864	542	2,479	471	5,640	33,217	17.0	115	1,013	586	1,869	3,583	33,217	10.8
	Reinstated	0	1	0	0	0	0	1	0	0	0	0	15	0	17	20	85.0	0	1	1	1	3	20	15.0
	Disposed Of	0	352	1	41	163	2	593	1	2	578	399	2,453	394	4,979	31,141	16.0	61	955	262	1,784	3,062	31,141	9.8
	End Pending	0	1,192	17	358	645	70	2,263	18	19	2,116	3,365	3,920	1,170	15,153	47,311	32.0	271	1,187	1,860	513	3,831	47,311	8.1
3rd..... BOND	New Filed	0	35	0	3	5	0	56	0	12	53	41	147	7	359	7,201	5.0	18	94	40	136	288	7,201	4.0
	Reinstated	0	0	0	0	0	0	0	0	0	0	0	0	0	0	0	0.0	0	0	0	0	0	0	0.0
	Disposed Of	0	9	0	0	3	0	10	0	8	13	8	45	2	98	7,243	1.4	16	95	8	127	246	7,243	3.4
	End Pending	0	158	0	19	370	3	311	3	10	676	434	857	65	2,906	10,775	27.0	22	273	461	20	776	10,775	7.2
3rd..... MADISON	New Filed	503	733	3	243	1,546	0	1,341	9	255	1,922	760	3,909	89	11,313	67,997	16.6	179	1,106	731	1,818	3,834	67,997	5.6
	Reinstated	13	4	0	11	9	0	4	0	0	6	23	37	1	108	490	22.0	0	12	18	1	31	490	6.3
	Disposed Of	512	852	4	1,287	473	8	1,192	3	188	1,855	675	3,656	105	10,810	64,450	16.8	159	1,114	762	1,769	3,804	64,450	5.9
	End Pending	250	1,041	6	2,723	2,536	9	1,412	10	97	1,011	3,465	3,436	613	16,609	63,358	26.2	72	675	641	295	1,683	63,358	2.7
3rd..... CIRCUIT TOTAL	New Filed	503	768	3	246	1,551	0	1,397	9	267	1,975	801	4,056	96	11,672	75,198	15.5	197	1,200	771	1,954	4,122	75,198	5.5
	Reinstated	13	4	0	11	9	0	4	0	0	6	23	37	1	108	490	22.0	0	12	18	1	31	490	6.3
	Disposed Of	512	861	4	1,287	476	8	1,202	3	196	1,868	683	3,701	107	10,908	71,693	15.2	175	1,209	770	1,896	4,050	71,693	5.6
	End Pending	250	1,199	6	2,742	2,906	12	1,723	13	107	1,687	3,899	4,293	678	19,515	74,133	26.3	94	948	1,102	315	2,459	74,133	3.3
4th..... CHRISTIAN	New Filed	0	77	0	1	27	1	113	0	5	180	114	788	11	1,317	5,730	23.0	15	142	111	375	643	5,730	11.2
	Reinstated	0	2	0	0	1	0	1	0	0	0	1	16	0	21	22	95.5	0	1	0	0	1	22	4.5
	Disposed Of	0	71	0	4	19	0	112	0	3	125	93	836	13	1,276	5,720	22.3	12	121	58	373	564	5,720	9.9
	End Pending	0	69	1	19	53	2	45	3	13	239	919	147	6	1,516	4,677	32.4	12	83	550	0	645	4,677	13.8

* TOTAL OF ALL CASES IN ALL CATEGORIES: CIVIL; DOMESTIC RELATIONS; CRIMINAL; QUASI-CRIMINAL; AND JUVENILE

**CIVIL AND DOMESTIC RELATIONS CASELOAD STATISTICS BY COUNTY
CIRCUIT COURTS OF ILLINOIS
CALENDAR YEAR 2018**

CIRCUIT / COUNTY		CIVIL														DOMESTIC RELATIONS								
		ARBITRATION	CHANCERY	EMINENT DOMAIN	LAW JURY > \$50,000	LAW NON-JURY > \$50,000	LAW JURY = < \$50,000	LAW NON-JURY = < \$50,000	MUNICIPAL CORPORATION	MENTAL HEALTH	MISC. REMEDY	PROBATE	SMALL CLAIMS	TAX	TOTAL CIVIL CASES	TOTAL ALL CASES*	CIVIL CASES AS % OF ALL CASES	ADOPTION	DISSOLUTION	FAMILY	ORDER OF PROTECTION	TOTAL DOMESTIC RELATIONS CASES	TOTAL ALL CASES*	DOMESTIC RELATIONS CASES AS % OF ALL CASES
4th..... CLAY	New Filed	0	12	0	0	5	0	35	0	0	44	34	214	15	359	1,857	19.3	2	54	32	93	181	1,857	9.7
	Reinstated	0	0	0	0	0	0	0	0	0	0	0	0	0	0	0	0.0	0	0	0	0	0	0	0.0
	Disposed Of	0	12	0	1	4	1	26	0	0	26	31	204	17	322	1,776	18.1	0	43	30	89	162	1,776	9.1
	End Pending	0	14	0	5	12	1	31	0	0	30	155	54	15	317	845	37.5	3	36	28	5	72	845	8.5
4th..... CLINTON	New Filed	0	57	1	10	21	5	94	0	1	135	72	316	6	718	3,845	18.7	8	104	43	140	295	3,845	7.7
	Reinstated	0	0	0	0	0	0	0	0	0	0	0	0	0	0	0	0.0	0	0	0	0	0	0	0.0
	Disposed Of	0	54	1	5	29	0	99	0	1	129	74	312	5	709	3,747	18.9	4	89	34	139	266	3,747	7.1
	End Pending	0	58	0	30	37	13	56	0	0	150	719	141	9	1,213	3,112	39.0	5	173	110	3	291	3,112	9.4
4th..... EFFINGHAM	New Filed	0	51	0	32	30	2	87	0	0	126	89	613	1	1,031	7,666	13.4	5	127	56	200	388	7,666	5.1
	Reinstated	0	0	0	0	0	0	0	0	0	0	2	109	0	111	111	100.0	0	0	0	0	0	111	0.0
	Disposed Of	0	42	0	1	44	0	90	0	0	122	79	768	2	1,148	7,271	15.8	2	116	63	197	378	7,271	5.2
	End Pending	0	42	1	83	44	3	28	4	3	42	347	141	2	740	9,797	7.6	4	81	42	10	137	9,797	1.4
4th..... FAYETTE	New Filed	0	45	0	0	17	0	61	0	1	124	79	276	5	608	5,641	10.8	13	90	58	95	256	5,641	4.5
	Reinstated	0	0	0	0	0	0	0	0	0	0	0	0	0	0	145	0.0	0	0	0	0	0	145	0.0
	Disposed Of	0	35	0	0	11	0	36	0	0	25	57	280	3	447	5,426	8.2	13	71	72	75	231	5,426	4.3
	End Pending	0	55	0	14	30	2	62	4	2	351	338	170	44	1,072	5,286	20.3	8	97	62	85	252	5,286	4.8
4th..... JASPER	New Filed	0	14	0	1	5	0	12	0	0	31	36	87	1	187	1,636	11.4	1	23	15	62	101	1,636	6.2
	Reinstated	0	0	0	0	0	0	0	0	0	0	0	0	0	0	0	0.0	0	0	0	0	0	0	0.0
	Disposed Of	0	12	0	2	4	0	15	0	0	12	29	79	0	153	1,608	9.5	3	21	12	54	90	1,608	5.6
	End Pending	0	15	0	4	11	0	6	0	1	71	135	28	11	282	923	30.6	3	23	14	14	54	923	5.9
4th..... MARION	New Filed	0	78	0	19	29	4	203	0	15	149	126	452	0	1,075	7,498	14.3	14	162	143	321	640	7,498	8.5
	Reinstated	0	0	0	0	0	0	4	0	0	0	0	14	0	18	22	81.8	0	2	2	0	4	22	18.2
	Disposed Of	0	90	0	3	54	2	199	0	10	359	196	483	2	1,398	8,346	16.8	19	191	162	320	692	8,346	8.3
	End Pending	0	67	0	63	16	4	43	0	1	35	480	108	5	822	4,163	19.7	3	82	57	2	144	4,163	3.5
4th..... MONTGOMERY	New Filed	0	46	0	2	24	1	91	0	7	154	72	271	1	669	7,753	8.6	8	119	75	268	470	7,753	6.1
	Reinstated	0	0	0	0	0	0	0	0	0	0	0	4	0	4	4	100.0	0	0	0	0	0	4	0.0
	Disposed Of	0	41	0	1	13	0	88	0	4	112	48	273	1	581	7,784	7.5	8	93	69	273	443	7,784	5.7
	End Pending	0	66	0	11	54	0	47	0	5	218	392	218	13	1,024	6,342	16.1	7	176	89	10	282	6,342	4.4
4th..... SHELBY	New Filed	0	30	0	6	3	0	40	0	1	57	62	266	18	483	1,936	24.9	13	83	38	142	276	1,936	14.3
	Reinstated	0	0	0	0	0	0	0	0	0	0	0	0	0	0	0	0.0	0	0	0	0	0	0	0.0
	Disposed Of	0	36	0	0	9	0	39	5	1	48	71	272	18	499	2,227	22.4	7	64	19	145	235	2,227	10.6
	End Pending	0	44	0	33	9	4	54	0	0	53	476	298	63	1,034	2,440	42.4	19	91	125	1	236	2,440	9.7
4th CIRCUIT TOTAL	New Filed	0	410	1	71	161	13	736	0	30	1,000	684	3,283	58	6,447	43,562	14.8	79	904	571	1,696	3,250	43,562	7.5
	Reinstated	0	2	0	0	1	0	5	0	0	0	3	143	0	154	304	50.7	0	3	2	0	5	304	1.6
	Disposed Of	0	393	1	17	187	3	704	5	19	958	678	3,507	61	6,533	43,905	14.9	68	809	519	1,665	3,061	43,905	7.0
	End Pending	0	430	2	262	266	29	372	11	25	1,189	3,961	1,305	168	8,020	37,585	21.3	64	842	1,077	130	2,113	37,585	5.6

* TOTAL OF ALL CASES IN ALL CATEGORIES: CIVIL; DOMESTIC RELATIONS; CRIMINAL; QUASI-CRIMINAL; AND JUVENILE

CIVIL AND DOMESTIC RELATIONS CASELOAD STATISTICS BY COUNTY
CIRCUIT COURTS OF ILLINOIS
CALENDAR YEAR 2018

CIRCUIT / COUNTY		CIVIL																	DOMESTIC RELATIONS						
		ARBITRATION	CHANCERY	EMINENT DOMAIN	LAW JURY > \$50,000	LAW NON-JURY > \$50,000	LAW JURY = < \$50,000	LAW NON-JURY = < \$50,000	MUNICIPAL CORPORATION	MENTAL HEALTH	MISC. REMEDY	PROBATE	SMALL CLAIMS	TAX	TOTAL CIVIL CASES	TOTAL ALL CASES*	CIVIL CASES AS % OF ALL CASES	ADOPTION	DISSOLUTION	FAMILY	ORDER OF PROTECTION	TOTAL DOMESTIC RELATIONS CASES	TOTAL ALL CASES*	DOMESTIC RELATIONS CASES AS % OF ALL CASES	
5th..... CLARK	New Filed	0	30	0	9	7	1	38	0	0	45	55	212	1	398	3,240	12.3	2	60	28	76	166	3,240	5.1	
	Reinstated	0	0	0	0	0	0	1	0	0	0	0	1	0	2	2	100.0	0	0	0	0	0	2	0.0	
	Disposed Of	0	3	0	1	3	0	33	0	0	10	42	166	0	258	2,458	10.5	0	9	0	7	16	2,458	0.7	
	End Pending	0	228	4	30	38	3	81	0	0	279	265	255	7	1,190	4,469	26.6	7	264	212	351	834	4,469	18.7	
5th..... COLES	New Filed	0	85	0	0	46	0	412	1	62	428	124	964	35	2,157	9,224	23.4	65	208	137	283	693	9,224	7.5	
	Reinstated	0	0	0	0	0	0	0	0	0	0	0	0	0	0	0	0.0	0	0	0	0	0	0	0.0	
	Disposed Of	0	24	0	3	16	0	332	0	42	86	21	696	4	1,224	7,481	16.4	0	71	2	252	325	7,481	4.3	
	End Pending	0	405	4	64	317	7	1,410	1	59	1,704	636	2,443	184	7,234	21,342	33.9	280	683	1,028	411	2,402	21,342	11.3	
5th..... CUMBERLAND	New Filed	0	21	0	0	7	0	26	0	0	43	41	125	6	269	1,540	17.5	2	37	25	41	105	1,540	6.8	
	Reinstated	0	0	0	0	0	0	0	0	0	0	0	0	0	0	0	0.0	0	0	0	0	0	0	0.0	
	Disposed Of	0	11	0	1	5	0	16	0	0	9	12	99	4	157	1,327	11.8	1	17	6	11	35	1,327	2.6	
	End Pending	0	158	0	20	57	3	193	0	4	201	418	441	74	1,569	5,285	29.7	39	196	194	265	694	5,285	13.1	
5th..... EDGAR	New Filed	0	51	1	3	20	0	83	0	0	90	65	276	1	590	2,586	22.8	5	100	46	88	239	2,586	9.2	
	Reinstated	0	0	0	0	0	0	0	0	0	0	0	0	0	0	0	0.0	0	0	0	0	0	0	0.0	
	Disposed Of	0	16	1	1	6	0	15	0	0	54	30	121	0	244	2,067	11.8	6	88	16	68	178	2,067	8.6	
	End Pending	0	90	11	42	45	1	228	55	0	208	632	552	37	1,901	4,108	46.3	15	175	119	56	365	4,108	8.9	
5th..... VERMILION	New Filed	0	181	1	0	81	0	672	0	1	625	193	1,333	1	3,088	12,954	23.8	37	271	335	621	1,264	12,954	9.8	
	Reinstated	0	0	0	0	0	0	0	0	0	0	0	0	0	0	0	0.0	0	0	0	0	0	0	0.0	
	Disposed Of	0	135	0	2	46	0	502	0	0	199	87	1,106	0	2,077	10,006	20.8	17	93	69	396	575	10,006	5.7	
	End Pending	0	433	21	10	454	0	1,879	3	76	1,727	2,730	2,151	152	9,636	22,868	42.1	81	783	963	563	2,390	22,868	10.5	
5th CIRCUIT TOTAL	New Filed	0	368	2	12	161	1	1,231	1	63	1,231	478	2,910	44	6,502	29,544	22.0	111	676	571	1,109	2,467	29,544	8.4	
	Reinstated	0	0	0	0	0	0	1	0	0	0	0	1	0	2	2	100.0	0	0	0	0	0	2	0.0	
	Disposed Of	0	189	1	8	76	0	898	0	42	358	192	2,188	8	3,960	23,339	17.0	24	278	93	734	1,129	23,339	4.8	
	End Pending	0	1,314	40	166	911	14	3,791	59	139	4,119	4,681	5,842	454	21,530	58,072	37.1	422	2,101	2,516	1,646	6,685	58,072	11.5	
6th..... CHAMPAIGN	New Filed	1	278	2	0	219	0	1,616	2	17	1,217	380	1,976	126	5,834	30,882	18.9	93	539	479	834	1,945	30,882	6.3	
	Reinstated	0	3	0	0	0	0	6	0	0	3	0	33	0	45	1,236	3.6	0	0	0	0	0	1,236	0.0	
	Disposed Of	0	192	1	130	41	10	1,114	0	3	913	205	2,083	64	4,756	29,765	16.0	61	415	288	962	1,726	29,765	5.8	
	End Pending	0	1,465	17	494	1,667	7	6,954	4	35	2,174	4,219	3,616	310	20,962	43,476	48.2	214	1,654	3,760	295	5,923	43,476	13.6	
6th..... DEWITT	New Filed	0	46	0	0	12	0	45	1	0	83	65	171	1	424	3,505	12.1	10	65	32	130	237	3,505	6.8	
	Reinstated	0	0	0	0	0	0	0	0	0	0	0	0	0	0	0	0.0	0	0	0	0	0	0	0.0	
	Disposed Of	0	53	0	2	14	0	36	0	0	7	30	240	1	383	3,283	11.7	1	28	4	98	131	3,283	4.0	
	End Pending	0	77	5	6	56	0	112	1	1	692	500	97	55	1,602	4,246	37.7	51	335	302	231	919	4,246	21.6	
6th..... DOUGLAS	New Filed	0	45	0	9	6	0	53	0	0	64	50	259	1	487	3,437	14.2	3	66	39	106	214	3,437	6.2	
	Reinstated	0	1	0	0	0	0	1	0	0	0	0	7	0	9	9	100.0	0	0	0	0	0	9	0.0	
	Disposed Of	0	39	0	12	7	1	58	0	0	57	35	244	3	456	3,212	14.2	1	63	32	104	200	3,212	6.2	
	End Pending	0	30	0	19	6	2	31	0	0	17	152	142	0	399	2,992	13.3	7	59	32	5	103	2,992	3.4	

* TOTAL OF ALL CASES IN ALL CATEGORIES: CIVIL; DOMESTIC RELATIONS; CRIMINAL; QUASI-CRIMINAL; AND JUVENILE

**CIVIL AND DOMESTIC RELATIONS CASELOAD STATISTICS BY COUNTY
CIRCUIT COURTS OF ILLINOIS
CALENDAR YEAR 2018**

CIRCUIT / COUNTY		CIVIL															DOMESTIC RELATIONS							
		ARBITRATION	CHANCERY	EMINENT DOMAIN	LAW JURY > \$50,000	LAW NON-JURY > \$50,000	LAW JURY = < \$50,000	LAW NON-JURY = < \$50,000	MUNICIPAL CORPORATION	MENTAL HEALTH	MISC. REMEDY	PROBATE	SMALL CLAIMS	TAX	TOTAL CIVIL CASES	TOTAL ALL CASES*	CIVIL CASES AS % OF ALL CASES	ADOPTION	DISSOLUTION	FAMILY	ORDER OF PROTECTION	TOTAL DOMESTIC RELATIONS CASES	TOTAL ALL CASES*	DOMESTIC RELATIONS CASES AS % OF ALL CASES
6th..... MACON	New Filed	0	263	0	2	112	0	870	3	17	1,064	310	1,970	1	4,612	21,698	21.3	74	429	502	676	1,681	21,698	7.7
	Reinstated	0	0	0	0	0	0	0	0	0	0	0	2	0	2	2	100.0	0	0	0	0	0	2	0.0
	Disposed Of	0	232	0	7	107	0	910	1	13	1,048	291	2,012	2	4,623	20,874	22.1	68	455	368	623	1,514	20,874	7.3
	End Pending	0	248	0	66	216	2	470	6	4	572	1,697	1,047	18	4,346	14,533	29.9	46	482	694	128	1,350	14,533	9.3
6th..... MOULTRIE	New Filed	0	22	0	0	3	1	41	0	0	41	41	207	2	358	2,258	15.9	5	51	22	86	164	2,258	7.3
	Reinstated	0	0	0	0	0	0	0	0	0	0	1	8	0	9	11	81.8	0	0	0	0	0	11	0.0
	Disposed Of	0	24	2	1	3	0	33	0	0	31	41	206	3	344	2,003	17.2	2	40	10	78	130	2,003	6.5
	End Pending	0	20	0	4	5	1	19	0	0	7	154	58	5	273	995	27.4	0	39	24	0	63	995	6.3
6th..... PIATT	New Filed	0	30	1	2	6	0	30	0	0	110	41	162	17	399	1,945	20.5	4	45	29	96	174	1,945	8.9
	Reinstated	0	0	0	0	0	0	0	0	0	0	0	0	0	0	0	0.0	0	0	0	0	0	0	0.0
	Disposed Of	0	31	0	2	4	0	25	0	0	69	0	126	20	277	1,732	16.0	3	45	8	96	152	1,732	8.8
	End Pending	0	127	3	17	26	1	12	0	0	30	384	291	20	911	2,703	33.7	7	180	165	0	352	2,703	13.0
6th CIRCUIT TOTAL	New Filed	1	684	3	13	358	1	2,655	6	34	2,579	887	4,745	148	12,114	63,725	19.0	189	1,195	1,103	1,928	4,415	63,725	6.9
	Reinstated	0	4	0	0	0	0	7	0	0	3	1	50	0	65	1,258	5.2	0	0	0	0	0	1,258	0.0
	Disposed Of	0	571	3	154	176	11	2,176	1	16	2,125	602	4,911	93	10,839	60,869	17.8	136	1,046	710	1,961	3,853	60,869	6.3
	End Pending	0	1,967	25	606	1,976	13	7,598	11	40	3,492	7,106	5,251	408	28,493	68,945	41.3	325	2,749	4,977	659	8,710	68,945	12.6
7th..... GREENE	New Filed	0	28	0	7	3	0	46	0	1	61	39	149	29	363	2,431	14.9	4	53	42	129	228	2,431	9.4
	Reinstated	0	0	0	0	0	0	1	0	0	0	0	5	0	6	31	19.4	0	1	2	0	3	31	9.7
	Disposed Of	0	29	0	3	4	1	65	0	1	61	26	165	24	379	2,479	15.3	7	47	63	136	253	2,479	10.2
	End Pending	0	15	0	13	14	1	15	0	0	11	78	45	12	204	954	21.4	3	29	18	17	67	954	7.0
7th..... JERSEY	New Filed	0	52	1	0	30	0	66	0	4	72	53	266	22	566	5,173	10.9	20	74	57	97	248	5,173	4.8
	Reinstated	0	0	0	0	0	0	0	0	0	0	0	0	0	0	0	0.0	0	0	0	0	0	0	0.0
	Disposed Of	0	58	1	1	29	0	68	0	3	68	49	300	27	604	4,987	12.1	19	69	69	100	257	4,987	5.2
	End Pending	0	30	2	5	42	0	23	0	1	14	376	38	2	533	2,957	18.0	3	42	18	3	66	2,957	2.2
7th..... MACOUPIN	New Filed	0	105	0	22	19	1	165	0	8	177	129	480	57	1,163	10,118	11.5	17	175	114	487	793	10,118	7.8
	Reinstated	0	0	0	0	0	0	1	0	0	0	1	0	0	2	3	66.7	0	1	0	0	1	3	33.3
	Disposed Of	0	112	0	0	22	0	165	0	2	116	82	467	58	1,024	9,787	10.5	14	186	56	440	696	9,787	7.1
	End Pending	0	81	0	74	41	4	87	20	25	122	743	1,488	15	2,700	11,171	24.2	16	121	516	258	911	11,171	8.2
7th..... MORGAN	New Filed	0	68	0	0	22	0	209	0	10	143	114	776	13	1,355	5,012	27.0	11	130	102	259	502	5,012	10.0
	Reinstated	0	0	0	0	0	0	0	0	0	0	0	0	0	0	5	0.0	0	0	0	0	0	5	0.0
	Disposed Of	0	55	0	7	13	1	170	0	10	124	114	678	7	1,179	4,596	25.7	11	131	87	256	485	4,596	10.6
	End Pending	0	46	0	11	44	0	141	0	0	60	747	563	8	1,620	3,058	53.0	10	74	39	5	128	3,058	4.2
7th..... SANGAMON	New Filed	0	450	0	124	127	13	1,725	0	361	1,032	775	5,996	159	10,762	51,902	20.7	117	744	668	2,479	4,008	51,902	7.7
	Reinstated	0	0	0	0	0	0	2	0	0	0	0	7	0	9	11	81.8	0	1	0	0	1	11	9.1
	Disposed Of	0	677	0	145	53	23	1,592	0	394	1,224	1,174	10,050	221	15,553	65,409	23.8	165	1,503	1,585	2,916	6,169	65,409	9.4
	End Pending	0	2,230	4	608	749	656	2,778	14	16	1,363	5,518	13,797	1,092	28,825	67,316	42.8	114	1,648	2,795	225	4,782	67,316	7.1

* TOTAL OF ALL CASES IN ALL CATEGORIES: CIVIL; DOMESTIC RELATIONS; CRIMINAL; QUASI-CRIMINAL; AND JUVENILE

CIVIL AND DOMESTIC RELATIONS CASELOAD STATISTICS BY COUNTY
CIRCUIT COURTS OF ILLINOIS
CALENDAR YEAR 2018

CIRCUIT / COUNTY		CIVIL																	DOMESTIC RELATIONS						
		ARBITRATION	CHANCERY	EMINENT DOMAIN	LAW JURY > \$50,000	LAW NON-JURY > \$50,000	LAW JURY = < \$50,000	LAW NON-JURY = < \$50,000	MUNICIPAL CORPORATION	MENTAL HEALTH	MISC. REMEDY	PROBATE	SMALL CLAIMS	TAX	TOTAL CIVIL CASES	TOTAL ALL CASES*	CIVIL CASES AS % OF ALL CASES	ADOPTION	DISSOLUTION	FAMILY	ORDER OF PROTECTION	TOTAL DOMESTIC RELATIONS CASES	TOTAL ALL CASES*	DOMESTIC RELATIONS CASES AS % OF ALL CASES	
7th..... SCOTT	New Filed	0	6	0	0	0	14	0	0	21	19	52	4	116	1,005	11.5	1	15	14	30	60	1,005	6.0		
	Reinstated	0	0	0	0	0	0	0	0	0	0	1	0	1	1	100.0	0	0	0	0	0	1	0.0		
	Disposed Of	0	4	0	0	2	14	0	0	6	4	28	4	62	855	7.3	0	14	2	20	36	855	4.2		
	End Pending	0	14	0	2	9	16	0	1	55	151	62	11	322	1,127	28.6	3	22	50	10	85	1,127	7.5		
7th CIRCUIT TOTAL	New Filed	0	709	1	153	201	14	2,225	0	384	1,506	1,129	7,719	284	14,325	75,641	18.9	170	1,191	997	3,481	5,839	75,641	7.7	
	Reinstated	0	0	0	0	0	4	0	0	0	1	13	0	18	51	35.3	0	3	2	0	5	51	9.8		
	Disposed Of	0	935	1	156	123	25	2,074	0	410	1,599	1,449	11,688	341	18,801	88,113	21.3	216	1,950	1,862	3,868	7,896	88,113	9.0	
	End Pending	0	2,416	6	713	899	662	3,060	34	43	1,625	7,613	15,993	1,140	34,204	86,583	39.5	149	1,936	3,436	518	6,039	86,583	7.0	
8th..... ADAMS	New Filed	0	104	0	0	62	0	278	0	430	333	204	1,698	28	3,137	13,599	23.1	27	239	224	622	1,112	13,599	8.2	
	Reinstated	0	0	0	0	0	0	0	1	0	0	0	0	0	1	1	100.0	0	0	0	0	0	1	0.0	
	Disposed Of	0	94	0	7	50	0	320	0	395	300	156	1,732	30	3,084	13,174	23.4	46	286	316	570	1,218	13,174	9.2	
	End Pending	0	64	0	6	99	0	92	2	76	71	712	1,118	7	2,247	8,104	27.7	7	99	98	121	325	8,104	4.0	
8th..... BROWN	New Filed	0	7	0	0	1	0	8	0	0	41	22	54	1	134	944	14.2	5	17	4	26	52	944	5.5	
	Reinstated	0	0	0	0	0	0	0	0	0	0	0	0	0	0	0	0.0	0	0	0	0	0	0	0.0	
	Disposed Of	0	3	0	0	4	0	8	0	2	30	15	70	3	135	903	15.0	1	23	9	25	58	903	6.4	
	End Pending	0	9	0	2	3	0	3	0	0	50	65	21	3	156	631	24.7	10	14	18	2	44	631	7.0	
8th..... CALHOUN	New Filed	0	8	0	0	2	0	2	0	0	30	7	27	8	84	900	9.3	1	10	4	15	30	900	3.3	
	Reinstated	0	0	0	0	0	0	0	0	0	0	0	0	0	0	0	0.0	0	0	0	0	0	0	0.0	
	Disposed Of	0	4	1	1	0	0	4	0	0	13	7	28	3	61	879	6.9	1	11	2	11	25	879	2.8	
	End Pending	0	9	0	3	1	0	0	0	0	28	57	10	7	115	412	27.9	1	8	4	4	17	412	4.1	
8th..... CASS	New Filed	0	22	0	0	8	0	33	0	0	31	32	248	3	377	2,022	18.6	11	56	45	86	198	2,022	9.8	
	Reinstated	0	0	0	0	1	0	0	0	0	0	1	9	0	11	13	84.6	0	2	0	0	2	13	15.4	
	Disposed Of	0	21	0	2	7	0	30	2	0	29	49	240	11	391	1,905	20.5	8	57	49	89	203	1,905	10.7	
	End Pending	0	27	0	8	9	0	17	1	0	26	167	61	4	320	1,404	22.8	8	34	27	11	80	1,404	5.7	
8th..... MASON	New Filed	0	49	0	3	4	0	31	0	0	74	65	244	31	501	4,024	12.5	2	41	35	118	196	4,024	4.9	
	Reinstated	0	0	0	0	0	0	0	0	0	0	0	0	0	0	0	0.0	0	0	0	0	0	0	0.0	
	Disposed Of	0	34	0	5	2	1	27	0	0	73	58	233	28	461	3,819	12.1	1	53	18	105	177	3,819	4.6	
	End Pending	0	108	1	8	12	0	41	15	4	63	375	190	50	867	3,433	25.3	17	45	178	77	317	3,433	9.2	
8th..... MENARD	New Filed	0	22	0	2	4	1	21	0	0	29	42	118	1	240	1,131	21.2	5	41	17	46	109	1,131	9.6	
	Reinstated	0	1	0	0	0	1	0	0	0	0	2	3	0	7	8	87.5	0	0	1	0	1	8	12.5	
	Disposed Of	0	32	0	0	6	1	22	0	0	26	72	136	1	296	1,189	24.9	2	36	25	42	105	1,189	8.8	
	End Pending	0	22	0	6	3	0	10	1	0	12	139	29	2	224	657	34.1	4	20	10	9	43	657	6.5	
8th..... PIKE	New Filed	0	33	0	4	13	0	59	1	24	140	47	264	30	615	4,097	15.0	5	49	43	128	225	4,097	5.5	
	Reinstated	0	1	0	0	0	0	0	0	0	0	0	0	0	1	1	100.0	0	0	0	0	0	1	0.0	
	Disposed Of	0	28	0	3	10	0	37	1	24	94	18	228	12	455	3,747	12.1	6	55	37	111	209	3,747	5.6	
	End Pending	0	67	1	16	25	1	90	21	8	233	264	276	110	1,112	5,628	19.8	4	48	55	53	160	5,628	2.8	

* TOTAL OF ALL CASES IN ALL CATEGORIES: CIVIL; DOMESTIC RELATIONS; CRIMINAL; QUASI-CRIMINAL; AND JUVENILE

CIVIL AND DOMESTIC RELATIONS CASELOAD STATISTICS BY COUNTY
CIRCUIT COURTS OF ILLINOIS
CALENDAR YEAR 2018

CIRCUIT / COUNTY		CIVIL															DOMESTIC RELATIONS							
		ARBITRATION	CHANCERY	EMINENT DOMAIN	LAW JURY > \$50,000	LAW NON-JURY > \$50,000	LAW JURY = < \$50,000	LAW NON-JURY = < \$50,000	MUNICIPAL CORPORATION	MENTAL HEALTH	MISC. REMEDY	PROBATE	SMALL CLAIMS	TAX	TOTAL CIVIL CASES	TOTAL ALL CASES*	CIVIL CASES AS % OF ALL CASES	ADOPTION	DISSOLUTION	FAMILY	ORDER OF PROTECTION	TOTAL DOMESTIC RELATIONS CASES	TOTAL ALL CASES*	DOMESTIC RELATIONS CASES AS % OF ALL CASES
8th..... SCHUYLER	New Filed	0	14	0	6	2	1	14	0	0	25	24	125	1	212	1,792	11.8	3	35	22	24	84	1,792	4.7
	Reinstated	0	0	0	0	0	0	0	0	0	0	0	0	0	0	0	0.0	0	0	0	0	0	0	0.0
	Disposed Of	0	18	0	5	3	0	14	0	0	31	32	165	0	268	1,780	15.1	1	38	14	31	84	1,780	4.7
	End Pending	0	17	0	17	2	1	13	4	1	32	85	37	18	227	1,328	17.1	2	15	27	2	46	1,328	3.5
8th CIRCUIT TOTAL	New Filed	0	259	0	15	96	2	446	1	454	703	443	2,778	103	5,300	28,509	18.6	59	488	394	1,065	2,006	28,509	7.0
	Reinstated	0	2	0	0	1	0	1	1	0	0	3	12	0	20	23	87.0	0	2	1	0	3	23	13.0
	Disposed Of	0	234	1	23	82	2	462	3	421	596	407	2,832	88	5,151	27,396	18.8	66	559	470	984	2,079	27,396	7.6
	End Pending	0	323	2	66	154	2	266	44	89	515	1,864	1,742	201	5,268	21,597	24.4	53	283	417	279	1,032	21,597	4.8
9th..... FULTON	New Filed	0	86	0	19	17	0	141	0	0	151	100	404	49	967	6,033	16.0	13	119	76	329	537	6,033	8.9
	Reinstated	0	0	0	0	0	0	0	0	0	0	4	1	0	5	5	100.0	0	0	0	0	0	5	0.0
	Disposed Of	0	76	0	15	15	1	103	0	0	123	75	369	38	815	5,549	14.7	11	121	73	318	523	5,549	9.4
	End Pending	0	109	3	36	33	1	117	0	0	89	469	273	41	1,171	3,838	30.5	6	88	56	43	193	3,838	5.0
9th..... HANCOCK	New Filed	0	31	2	8	0	0	24	0	0	104	70	226	37	502	2,604	19.3	5	75	33	91	204	2,604	7.8
	Reinstated	0	0	0	0	0	0	0	0	0	0	0	0	0	0	0	0.0	0	0	0	0	0	0	0.0
	Disposed Of	0	27	0	18	0	0	28	0	0	98	63	310	42	586	2,808	20.9	3	55	39	93	190	2,808	6.8
	End Pending	0	36	2	22	0	0	42	0	0	34	233	286	40	695	2,129	32.6	3	88	50	78	219	2,129	10.3
9th..... HENDERSON	New Filed	0	10	0	0	3	0	14	0	0	49	25	48	5	154	3,446	4.5	4	25	9	50	88	3,446	2.6
	Reinstated	0	0	0	0	0	0	0	0	0	0	0	0	0	0	0	0.0	0	0	0	0	0	0	0.0
	Disposed Of	0	8	0	3	3	1	8	0	0	47	13	56	2	141	3,538	4.0	1	24	6	49	80	3,538	2.3
	End Pending	0	11	0	0	13	0	15	0	0	84	206	52	29	410	1,434	28.6	3	26	40	16	85	1,434	5.9
9th..... KNOX	New Filed	0	96	0	23	35	0	358	0	21	159	190	701	44	1,627	11,477	14.2	19	193	137	413	762	11,477	6.6
	Reinstated	0	0	0	0	0	0	0	0	0	0	0	0	0	0	0	0.0	0	0	0	0	0	0	0.0
	Disposed Of	0	93	0	24	24	3	293	1	20	110	159	684	59	1,470	10,641	13.8	15	167	143	388	713	10,641	6.7
	End Pending	0	57	1	1	109	37	85	0	0	135	1,053	403	20	1,901	9,351	20.3	14	242	153	105	514	9,351	5.5
9th..... MCDONOUGH	New Filed	0	43	0	10	1	0	137	0	11	149	84	313	28	776	4,238	18.3	13	84	48	108	253	4,238	6.0
	Reinstated	0	0	0	0	0	0	0	0	0	0	0	0	0	0	0	0.0	0	0	0	0	0	0	0.0
	Disposed Of	0	38	0	12	3	0	96	0	12	100	53	333	9	656	4,627	14.2	13	76	36	106	231	4,627	5.0
	End Pending	0	119	0	30	14	26	305	0	6	410	663	957	46	2,576	6,539	39.4	6	175	334	297	812	6,539	12.4
9th..... WARREN	New Filed	0	22	0	0	9	0	53	0	3	94	56	137	14	388	3,208	12.1	9	66	26	70	171	3,208	5.3
	Reinstated	0	0	0	0	0	0	0	0	0	0	0	0	0	0	0	0.0	0	0	0	0	0	0	0.0
	Disposed Of	0	22	0	3	3	0	43	0	3	60	27	151	11	323	3,331	9.7	9	52	25	64	150	3,331	4.5
	End Pending	0	24	0	6	19	0	34	0	3	186	216	63	24	575	2,752	20.9	12	52	96	36	196	2,752	7.1
9th CIRCUIT TOTAL	New Filed	0	288	2	60	65	0	727	0	35	706	525	1,829	177	4,414	31,006	14.2	63	562	329	1,061	2,015	31,006	6.5
	Reinstated	0	0	0	0	0	0	0	0	0	0	4	1	0	5	5	100.0	0	0	0	0	0	5	0.0
	Disposed Of	0	264	0	75	48	5	571	1	35	538	390	1,903	161	3,991	30,494	13.1	52	495	322	1,018	1,887	30,494	6.2
	End Pending	0	356	6	95	188	64	598	0	9	938	2,840	2,034	200	7,328	26,043	28.1	44	671	729	575	2,019	26,043	7.8

* TOTAL OF ALL CASES IN ALL CATEGORIES: CIVIL; DOMESTIC RELATIONS; CRIMINAL; QUASI-CRIMINAL; AND JUVENILE

CIVIL AND DOMESTIC RELATIONS CASELOAD STATISTICS BY COUNTY
CIRCUIT COURTS OF ILLINOIS
CALENDAR YEAR 2018

CIRCUIT / COUNTY		CIVIL															DOMESTIC RELATIONS							
		ARBITRATION	CHANCERY	EMINENT DOMAIN	LAW JURY > \$50,000	LAW NON-JURY > \$50,000	LAW JURY = < \$50,000	LAW NON-JURY = < \$50,000	MUNICIPAL CORPORATION	MENTAL HEALTH	MISC. REMEDY	PROBATE	SMALL CLAIMS	TAX	TOTAL CIVIL CASES	TOTAL ALL CASES*	% OF ALL CASES	ADOPTION	DISSOLUTION	FAMILY	ORDER OF PROTECTION	TOTAL DOMESTIC RELATIONS CASES	TOTAL ALL CASES*	DOMESTIC RELATIONS CASES AS % OF ALL CASES
10th..... MARSHALL	New Filed	0	23	0	3	4	0	36	0	0	19	53	102	1	241	1,121	21.5	2	36	24	36	98	1,121	8.7
	Reinstated	0	0	0	0	0	0	0	0	0	0	1	1	0	2	2	100.0	0	0	0	0	0	2	0.0
	Disposed Of	0	26	0	0	6	0	42	0	0	23	54	148	19	318	1,352	23.5	3	35	28	36	102	1,352	7.5
	End Pending	0	16	0	9	5	0	11	0	0	7	127	21	2	198	1,099	18.0	0	13	12	0	25	1,099	2.3
10th..... PEORIA	New Filed	0	426	2	49	192	30	1,380	0	267	799	489	2,317	224	6,175	30,624	20.2	129	519	735	1,514	2,897	30,624	9.5
	Reinstated	0	0	0	0	0	0	0	0	0	0	0	0	0	0	83	0.0	0	0	0	0	0	83	0.0
	Disposed Of	0	503	5	47	300	7	2,074	0	266	701	400	2,619	249	7,171	31,116	23.0	137	469	635	1,288	2,529	31,116	8.1
	End Pending	0	290	2	90	627	16	460	0	95	276	271	1,406	98	3,631	29,210	12.4	125	413	2,887	461	3,886	29,210	13.3
10th..... PUTNAM	New Filed	0	5	0	1	6	0	10	0	0	40	24	73	8	167	914	18.3	1	15	3	13	32	914	3.5
	Reinstated	0	0	0	0	0	0	0	0	0	0	0	2	0	2	2	100.0	0	0	0	0	0	2	0.0
	Disposed Of	0	2	0	0	2	0	9	0	0	20	7	88	3	131	856	15.3	0	13	1	8	22	856	2.6
	End Pending	0	10	0	5	8	1	8	0	0	35	72	29	18	186	616	30.2	1	25	13	5	44	616	7.1
10th..... STARK	New Filed	0	16	0	2	8	0	4	0	0	15	34	35	4	118	841	14.0	2	17	17	17	53	841	6.3
	Reinstated	0	0	0	0	0	0	0	0	0	0	0	0	0	0	3	0.0	0	2	0	1	3	3	100.0
	Disposed Of	0	13	0	1	4	0	9	0	0	16	24	38	3	108	757	14.3	3	22	11	17	53	757	7.0
	End Pending	0	17	0	5	4	0	2	0	0	5	99	17	4	153	463	33.0	0	9	14	0	23	463	5.0
10th..... TAZEWELL	New Filed	0	325	4	44	94	6	519	2	0	238	215	1,302	56	2,805	25,619	10.9	43	311	165	854	1,373	25,619	5.4
	Reinstated	0	0	0	0	1	0	0	0	0	0	0	0	0	1	199	0.5	0	1	0	0	1	199	0.5
	Disposed Of	0	238	0	2	108	1	264	1	0	130	108	784	1	1,637	24,253	6.7	35	278	101	817	1,231	24,253	5.1
	End Pending	0	562	5	214	173	31	679	1	0	429	2,442	1,518	147	6,201	14,126	43.9	37	464	326	88	915	14,126	6.5
10th CIRCUIT TOTAL	New Filed	0	795	6	99	304	36	1,949	2	267	1,111	815	3,829	293	9,506	59,119	16.1	177	898	944	2,434	4,453	59,119	7.5
	Reinstated	0	0	0	0	1	0	0	0	0	0	1	3	0	5	289	1.7	0	3	0	1	4	289	1.4
	Disposed Of	0	782	5	50	420	8	2,398	1	266	890	593	3,677	275	9,365	58,334	16.1	178	817	776	2,166	3,937	58,334	6.7
	End Pending	0	895	7	323	817	48	1,160	1	95	752	3,011	2,991	269	10,369	45,514	22.8	163	924	3,252	554	4,893	45,514	10.8
11th..... FORD	New Filed	13	31	0	6	7	1	20	0	0	60	52	165	40	395	2,668	14.8	2	45	38	94	179	2,668	6.7
	Reinstated	0	0	0	0	0	0	0	0	0	0	0	0	0	0	0	0.0	0	0	0	0	0	0	0.0
	Disposed Of	10	31	0	2	2	0	14	0	0	26	27	156	8	276	2,406	11.5	1	40	31	91	163	2,406	6.8
	End Pending	29	51	0	30	30	4	28	0	0	142	317	308	48	987	4,915	20.1	12	44	53	10	119	4,915	2.4
11th..... LIVINGSTON	New Filed	0	73	0	1	38	0	177	0	2	186	136	421	3	1,037	7,587	13.7	16	86	61	188	351	7,587	4.6
	Reinstated	0	1	0	0	0	0	0	0	0	0	0	0	0	1	1	100.0	0	0	0	0	0	1	0.0
	Disposed Of	0	67	0	5	42	0	178	0	3	209	130	514	1	1,149	7,407	15.5	19	105	42	188	354	7,407	4.8
	End Pending	0	85	4	16	50	0	65	0	0	79	310	132	11	752	6,449	11.7	9	63	44	1	117	6,449	1.8
11th..... LOGAN	New Filed	0	69	0	10	7	0	78	0	4	150	84	741	26	1,169	6,211	18.8	28	98	58	246	430	6,211	6.9
	Reinstated	0	0	0	0	0	0	0	0	0	0	0	0	0	0	1	0.0	0	0	1	0	1	1	100.0
	Disposed Of	0	71	0	0	17	0	77	0	4	132	71	775	28	1,175	5,846	20.1	30	107	73	214	424	5,846	7.3
	End Pending	0	51	0	26	23	2	22	31	0	74	1,151	143	11	1,534	6,072	25.3	8	74	115	37	234	6,072	3.9

* TOTAL OF ALL CASES IN ALL CATEGORIES: CIVIL; DOMESTIC RELATIONS; CRIMINAL; QUASI-CRIMINAL; AND JUVENILE

CIVIL AND DOMESTIC RELATIONS CASELOAD STATISTICS BY COUNTY
CIRCUIT COURTS OF ILLINOIS
CALENDAR YEAR 2018

CIRCUIT / COUNTY		CIVIL															DOMESTIC RELATIONS							
		ARBITRATION	CHANCERY	EMINENT DOMAIN	LAW JURY > \$50,000	LAW NON-JURY > \$50,000	LAW JURY = < \$50,000	LAW NON-JURY = < \$50,000	MUNICIPAL CORPORATION	MENTAL HEALTH	MISC. REMEDY	PROBATE	SMALL CLAIMS	TAX	TOTAL CIVIL CASES	TOTAL ALL CASES*	CIVIL CASES AS % OF ALL CASES	ADOPTION	DISSOLUTION	FAMILY	ORDER OF PROTECTION	TOTAL DOMESTIC RELATIONS CASES	TOTAL ALL CASES*	DOMESTIC RELATIONS CASES AS % OF ALL CASES
11th..... MCLEAN	New Filed	201	292	1	90	118	1	1,047	0	484	918	328	1,921	1	5,402	35,336	15.3	59	482	267	643	1,451	35,336	4.1
	Reinstated	37	1	0	0	0	1	44	0	0	1	0	408	0	492	1,177	41.8	0	4	27	0	31	1,177	2.6
	Disposed Of	224	249	1	46	96	1	1,004	0	488	615	446	2,319	15	5,504	36,611	15.0	53	510	299	645	1,507	36,611	4.1
	End Pending	108	432	12	159	348	2	278	0	21	953	1,789	416	4	4,522	17,544	25.8	60	489	407	0	956	17,544	5.4
11th..... WOODFORD	New Filed	0	69	0	5	10	1	67	0	0	72	120	303	1	648	4,173	15.5	12	103	38	157	310	4,173	7.4
	Reinstated	0	0	0	0	0	0	0	0	0	0	0	0	0	0	0	0.0	0	0	0	0	0	0	0.0
	Disposed Of	0	79	0	3	13	0	67	0	0	37	108	294	0	601	4,587	13.1	3	91	28	161	283	4,587	6.2
	End Pending	0	63	1	27	13	4	29	0	0	122	494	151	22	926	6,709	13.8	24	1,262	319	52	1,657	6,709	24.7
11th CIRCUIT TOTAL	New Filed	214	534	1	112	180	3	1,389	0	490	1,386	720	3,551	71	8,651	55,975	15.5	117	814	462	1,328	2,721	55,975	4.9
	Reinstated	37	2	0	0	0	1	44	0	0	1	0	408	0	493	1,179	41.8	0	4	28	0	32	1,179	2.7
	Disposed Of	234	497	1	56	170	1	1,340	0	495	1,019	782	4,058	52	8,705	56,857	15.3	106	853	473	1,299	2,731	56,857	4.8
	End Pending	137	682	17	258	464	12	422	31	21	1,370	4,061	1,150	96	8,721	41,689	20.9	113	1,932	938	100	3,083	41,689	7.4
12th..... WILL	New Filed	1,081	2,096	7	270	844	8	2,934	4	234	3,428	1,134	9,070	274	21,384	122,330	17.5	148	2,212	1,054	2,828	6,242	122,330	5.1
	Reinstated	49	49	0	35	43	1	63	0	0	16	27	190	1	474	3,654	13.0	0	67	45	3	115	3,654	3.1
	Disposed Of	1,061	2,541	9	673	348	13	2,960	5	230	3,732	1,036	8,821	259	21,688	125,755	17.2	131	2,330	974	2,795	6,230	125,755	5.0
	End Pending	602	1,296	26	1,542	451	14	187	0	10	451	4,254	2,019	314	11,166	81,942	13.6	53	1,409	699	86	2,247	81,942	2.7
12th CIRCUIT TOTAL	New Filed	1,081	2,096	7	270	844	8	2,934	4	234	3,428	1,134	9,070	274	21,384	122,330	17.5	148	2,212	1,054	2,828	6,242	122,330	5.1
	Reinstated	49	49	0	35	43	1	63	0	0	16	27	190	1	474	3,654	13.0	0	67	45	3	115	3,654	3.1
	Disposed Of	1,061	2,541	9	673	348	13	2,960	5	230	3,732	1,036	8,821	259	21,688	125,755	17.2	131	2,330	974	2,795	6,230	125,755	5.0
	End Pending	602	1,296	26	1,542	451	14	187	0	10	451	4,254	2,019	314	11,166	81,942	13.6	53	1,409	699	86	2,247	81,942	2.7
13th..... BUREAU	New Filed	0	63	0	7	26	0	98	0	0	111	106	569	1	981	4,487	21.9	12	84	69	83	248	4,487	5.5
	Reinstated	0	0	0	0	0	0	0	0	0	0	2	0	0	2	2	100.0	0	0	0	0	0	2	0.0
	Disposed Of	0	60	0	4	32	0	96	0	0	80	303	564	0	1,139	4,391	25.9	9	89	30	73	201	4,391	4.6
	End Pending	0	123	0	25	44	3	47	1	0	97	519	181	29	1,069	4,617	23.2	10	66	94	37	207	4,617	4.5
13th..... GRUNDY	New Filed	0	136	0	28	38	4	205	0	1	219	110	1,123	30	1,894	10,419	18.2	12	165	107	182	466	10,419	4.5
	Reinstated	0	9	0	0	1	0	9	0	0	1	1	23	0	44	47	93.6	0	1	2	0	3	47	6.4
	Disposed Of	0	132	0	29	31	7	190	0	1	214	129	1,060	38	1,831	10,035	18.2	9	164	84	177	434	10,035	4.3
	End Pending	0	128	0	98	45	6	75	0	0	42	393	327	3	1,117	3,682	30.3	10	133	74	9	226	3,682	6.1
13th..... LASALLE	New Filed	0	262	1	99	102	7	787	2	17	562	307	2,172	92	4,410	20,389	21.6	34	425	346	493	1,298	20,389	6.4
	Reinstated	0	5	0	0	3	0	112	0	0	1	5	60	8	194	807	24.0	3	5	5	0	13	807	1.6
	Disposed Of	0	277	1	146	58	12	877	2	17	552	269	2,206	133	4,550	20,958	21.7	31	416	335	491	1,273	20,958	6.1
	End Pending	0	223	1	82	281	6	139	0	0	85	931	496	36	2,280	11,076	20.6	16	227	172	14	429	11,076	3.9
13th CIRCUIT TOTAL	New Filed	0	461	1	134	166	11	1,090	2	18	892	523	3,864	123	7,285	35,295	20.6	58	674	522	758	2,012	35,295	5.7
	Reinstated	0	14	0	0	4	0	121	0	0	2	8	83	8	240	856	28.0	3	6	7	0	16	856	1.9
	Disposed Of	0	469	1	179	121	19	1,163	2	18	846	701	3,830	171	7,520	35,384	21.3	49	669	449	741	1,908	35,384	5.4
	End Pending	0	474	1	205	370	15	261	1	0	224	1,843	1,004	68	4,466	19,375	23.1	36	426	340	60	862	19,375	4.4

* TOTAL OF ALL CASES IN ALL CATEGORIES: CIVIL; DOMESTIC RELATIONS; CRIMINAL; QUASI-CRIMINAL; AND JUVENILE

CIVIL AND DOMESTIC RELATIONS CASELOAD STATISTICS BY COUNTY
CIRCUIT COURTS OF ILLINOIS
CALENDAR YEAR 2018

CIRCUIT / COUNTY		CIVIL															DOMESTIC RELATIONS							
		ARBITRATION	CHANCERY	EMINENT DOMAIN	LAW JURY > \$50,000	LAW NON-JURY > \$50,000	LAW JURY = < \$50,000	LAW NON-JURY = < \$50,000	MUNICIPAL CORPORATION	MENTAL HEALTH	MISC. REMEDY	PROBATE	SMALL CLAIMS	TAX	TOTAL CIVIL CASES	TOTAL ALL CASES*	% OF ALL CASES	ADOPTION	DISSOLUTION	FAMILY	ORDER OF PROTECTION	TOTAL DOMESTIC RELATIONS CASES	TOTAL ALL CASES*	DOMESTIC RELATIONS CASES AS % OF ALL CASES
14th..... HENRY	New Filed	24	83	0	2	12	0	141	0	1	253	138	447	1	1,102	8,524	12.9	9	133	88	175	405	8,524	4.8
	Reinstated	0	0	0	0	0	0	0	0	0	0	0	0	0	0	0	0.0	0	0	0	0	0	0	0.0
	Disposed Of	16	72	0	4	9	1	124	0	0	237	98	475	0	1,036	8,038	12.9	2	139	68	165	374	8,038	4.7
	End Pending	25	96	6	27	51	0	82	0	9	172	659	233	8	1,368	11,054	12.4	25	149	383	89	646	11,054	5.8
14th..... MERCER	New Filed	9	39	0	0	8	0	25	0	1	59	60	123	16	340	1,715	19.8	7	40	25	87	159	1,715	9.3
	Reinstated	0	0	0	0	0	0	0	0	0	0	0	0	0	0	0	0.0	0	0	0	0	0	0	0.0
	Disposed Of	5	22	0	0	1	0	10	0	0	3	34	1	6	82	1,328	6.2	1	28	2	0	31	1,328	2.3
	End Pending	38	199	3	8	56	2	78	0	13	280	419	789	146	2,031	3,637	55.8	27	198	253	332	810	3,637	22.3
14th..... ROCK ISLAND	New Filed	182	362	0	7	159	0	964	1	23	1,016	440	2,295	4	5,453	27,331	20.0	44	496	439	1,193	2,172	27,331	7.9
	Reinstated	0	0	0	0	1	0	1	0	0	0	0	6	0	8	9	88.9	0	0	0	0	0	9	0.0
	Disposed Of	217	409	0	4	165	0	795	1	20	952	257	2,347	99	5,266	26,312	20.0	51	603	631	1,176	2,461	26,312	9.4
	End Pending	300	485	1	54	325	0	771	4	13	1,202	3,355	897	58	7,465	36,345	20.5	14	334	808	7	1,163	36,345	3.2
14th..... WHITESIDE	New Filed	99	134	0	0	65	0	220	0	4	166	170	1,730	1	2,589	9,462	27.4	32	208	117	356	713	9,462	7.5
	Reinstated	0	1	0	0	0	0	0	0	0	0	1	6	0	8	11	72.7	0	0	0	0	0	11	0.0
	Disposed Of	97	135	0	0	45	0	217	0	4	160	151	1,909	7	2,725	9,747	28.0	25	229	141	348	743	9,747	7.6
	End Pending	44	79	0	0	136	0	35	0	0	32	756	520	3	1,605	9,484	16.9	16	95	52	16	179	9,484	1.9
14th CIRCUIT TOTAL	New Filed	314	618	0	9	244	0	1,350	1	29	1,494	808	4,595	22	9,484	47,032	20.2	92	877	669	1,811	3,449	47,032	7.3
	Reinstated	0	1	0	0	1	0	1	0	0	0	1	12	0	16	20	80.0	0	0	0	0	0	20	0.0
	Disposed Of	335	638	0	8	220	1	1,146	1	24	1,352	540	4,732	112	9,109	45,425	20.1	79	999	842	1,689	3,609	45,425	7.9
	End Pending	407	859	10	89	568	2	966	4	35	1,686	5,189	2,439	215	12,469	60,520	20.6	82	776	1,496	444	2,798	60,520	4.6
15th..... CARROLL	New Filed	0	40	1	0	3	0	35	0	0	48	53	186	12	378	2,399	15.8	3	44	26	47	120	2,399	5.0
	Reinstated	0	0	0	0	0	0	0	0	0	0	0	0	0	0	0	0.0	0	0	0	0	0	0	0.0
	Disposed Of	0	15	0	0	13	0	26	0	0	13	27	185	5	284	2,045	13.9	3	37	11	31	82	2,045	4.0
	End Pending	0	83	3	4	15	0	23	0	1	81	174	59	27	470	2,186	21.5	5	34	50	26	115	2,186	5.3
15th..... JO DAVIESS	New Filed	0	52	0	4	22	0	50	0	3	83	43	219	11	487	4,563	10.7	3	61	36	54	154	4,563	3.4
	Reinstated	0	0	0	0	0	0	0	0	0	0	0	0	0	0	0	0.0	0	0	0	0	0	0	0.0
	Disposed Of	0	75	0	3	24	0	42	0	2	62	43	204	12	467	4,445	10.5	4	55	30	53	142	4,445	3.2
	End Pending	0	43	0	15	13	1	14	0	0	17	221	81	7	412	2,808	14.7	0	31	17	2	50	2,808	1.8
15th..... LEE	New Filed	0	72	0	1	27	0	126	0	3	145	86	777	42	1,279	7,146	17.9	15	139	62	118	334	7,146	4.7
	Reinstated	0	1	0	0	0	0	0	0	0	0	2	0	0	3	3	100.0	0	0	0	0	0	3	0.0
	Disposed Of	0	87	1	3	19	0	130	0	3	110	73	736	52	1,214	6,957	17.5	18	129	49	118	314	6,957	4.5
	End Pending	0	95	0	3	93	0	29	0	0	93	555	286	29	1,183	6,341	18.7	8	66	63	0	137	6,341	2.2
15th..... OGLE	New Filed	0	105	1	0	32	0	145	0	5	86	92	512	11	989	9,395	10.5	9	172	68	262	511	9,395	5.4
	Reinstated	0	0	0	0	0	0	0	0	0	0	0	0	0	0	0	0.0	0	0	0	0	0	0	0.0
	Disposed Of	0	102	0	3	37	0	129	0	5	82	113	532	10	1,013	9,099	11.1	12	193	78	257	540	9,099	5.9
	End Pending	0	64	1	0	60	1	39	0	0	15	382	121	5	688	9,932	6.9	5	93	43	3	144	9,932	1.4

* TOTAL OF ALL CASES IN ALL CATEGORIES: CIVIL; DOMESTIC RELATIONS; CRIMINAL; QUASI-CRIMINAL; AND JUVENILE

CIVIL AND DOMESTIC RELATIONS CASELOAD STATISTICS BY COUNTY
CIRCUIT COURTS OF ILLINOIS
CALENDAR YEAR 2018

CIRCUIT / COUNTY		CIVIL															DOMESTIC RELATIONS							
		ARBITRATION	CHANCERY	EMINENT DOMAIN	LAW JURY > \$50,000	LAW NON-JURY > \$50,000	LAW JURY = < \$50,000	LAW NON-JURY = < \$50,000	MUNICIPAL CORPORATION	MENTAL HEALTH	MISC. REMEDY	PROBATE	SMALL CLAIMS	TAX	TOTAL CIVIL CASES	TOTAL ALL CASES*	CIVIL CASES AS % OF ALL CASES	ADOPTION	DISSOLUTION	FAMILY	ORDER OF PROTECTION	TOTAL DOMESTIC RELATIONS CASES	TOTAL ALL CASES*	DOMESTIC RELATIONS CASES AS % OF ALL CASES
15th..... STEPHENSON	New Filed	0	78	0	1	26	0	230	0	1	109	91	534	25	1,095	11,555	9.5	11	149	85	278	523	11,555	4.5
	Reinstated	0	0	0	0	0	0	0	0	0	0	0	0	0	0	1	0.0	0	1	0	0	1	1	100.0
	Disposed Of	0	76	0	2	26	0	235	0	1	109	89	554	40	1,132	11,059	10.2	5	142	76	283	506	11,059	4.6
	End Pending	0	60	0	17	44	0	38	0	1	28	481	137	3	809	6,727	12.0	12	79	59	15	165	6,727	2.5
15th CIRCUIT TOTAL	New Filed	0	347	2	6	110	0	586	0	12	471	365	2,228	101	4,228	35,058	12.1	41	565	277	759	1,642	35,058	4.7
	Reinstated	0	1	0	0	0	0	0	0	0	0	2	0	0	3	4	75.0	0	1	0	0	1	4	25.0
	Disposed Of	0	355	1	11	119	0	562	0	11	376	345	2,211	119	4,110	33,605	12.2	42	556	244	742	1,584	33,605	4.7
	End Pending	0	345	4	39	225	2	143	0	2	234	1,813	684	71	3,562	27,994	12.7	30	303	232	46	611	27,994	2.2
16th..... KANE	New Filed	616	1,092	23	131	559	14	1,725	4	233	1,529	768	5,286	124	12,104	89,521	13.5	92	1,537	616	1,199	3,444	89,521	3.8
	Reinstated	40	88	0	11	59	2	15	0	2	4	57	484	0	762	1,403	54.3	0	115	5	8	128	1,403	9.1
	Disposed Of	529	1,095	6	40	255	12	962	0	76	219	353	4,823	60	8,430	50,555	16.7	30	1,165	354	576	2,125	50,555	4.2
	End Pending	1,737	418	101	247	2,651	15	4,057	50	659	3,781	4,555	3,629	185	22,085	118,521	18.6	269	6,382	7,410	4,639	18,700	118,521	15.8
16th CIRCUIT TOTAL	New Filed	616	1,092	23	131	559	14	1,725	4	233	1,529	768	5,286	124	12,104	89,521	13.5	92	1,537	616	1,199	3,444	89,521	3.8
	Reinstated	40	88	0	11	59	2	15	0	2	4	57	484	0	762	1,403	54.3	0	115	5	8	128	1,403	9.1
	Disposed Of	529	1,095	6	40	255	12	962	0	76	219	353	4,823	60	8,430	50,555	16.7	30	1,165	354	576	2,125	50,555	4.2
	End Pending	1,737	418	101	247	2,651	15	4,057	50	659	3,781	4,555	3,629	185	22,085	118,521	18.6	269	6,382	7,410	4,639	18,700	118,521	15.8
17th..... BOONE	New Filed	52	127	0	12	36	0	105	1	0	170	76	589	1	1,169	14,375	8.1	5	199	72	275	551	14,375	3.8
	Reinstated	1	0	0	0	0	0	0	0	0	0	1	6	0	8	10	80.0	0	0	0	0	0	10	0.0
	Disposed Of	62	108	1	17	20	0	99	0	0	161	58	607	4	1,137	14,772	7.7	6	207	96	278	587	14,772	4.0
	End Pending	22	111	1	43	24	0	17	1	0	15	177	137	3	551	13,451	4.1	1	114	26	13	154	13,451	1.1
17th..... WINNEBAGO	New Filed	431	801	0	151	237	1	2,201	0	328	1,346	640	3,541	161	9,838	60,464	16.3	233	1,058	820	2,458	4,569	60,464	7.6
	Reinstated	14	2	0	3	4	0	36	0	0	7	2	170	0	238	273	87.2	0	21	5	0	26	273	9.5
	Disposed Of	423	999	5	241	141	1	2,221	0	315	1,267	506	3,548	174	9,841	59,595	16.5	186	1,024	636	2,458	4,304	59,595	7.2
	End Pending	298	1,186	5	475	232	2	1,394	0	24	541	7,635	4,126	192	16,110	75,188	21.4	136	1,084	2,253	0	3,473	75,188	4.6
17th CIRCUIT TOTAL	New Filed	483	928	0	163	273	1	2,306	1	328	1,516	716	4,130	162	11,007	74,839	14.7	238	1,257	892	2,733	5,120	74,839	6.8
	Reinstated	15	2	0	3	4	0	36	0	0	7	3	176	0	246	283	86.9	0	21	5	0	26	283	9.2
	Disposed Of	485	1,107	6	258	161	1	2,320	0	315	1,428	564	4,155	178	10,978	74,367	14.8	192	1,231	732	2,736	4,891	74,367	6.6
	End Pending	320	1,297	6	518	256	2	1,411	1	24	556	7,812	4,263	195	16,661	88,639	18.8	137	1,198	2,279	13	3,627	88,639	4.1
18th..... DUPAGE	New Filed	1,718	1,569	6	415	1,042	3	3,223	0	265	1,749	1,386	8,390	162	19,928	179,328	11.1	107	2,499	692	1,700	4,998	179,328	2.8
	Reinstated	109	79	8	43	37	1	41	0	0	22	26	59	1	426	11,696	3.6	0	88	48	1	137	11,696	1.2
	Disposed Of	1,900	1,939	29	840	568	11	3,300	0	264	1,768	1,387	8,955	170	21,131	192,933	11.0	111	2,661	536	1,650	4,958	192,933	2.6
	End Pending	1,122	1,213	17	1,594	565	3	409	0	26	489	1,387	2,409	67	9,301	53,702	17.3	32	1,228	3,605	333	5,198	53,702	9.7
18th CIRCUIT TOTAL	New Filed	1,718	1,569	6	415	1,042	3	3,223	0	265	1,749	1,386	8,390	162	19,928	179,328	11.1	107	2,499	692	1,700	4,998	179,328	2.8
	Reinstated	109	79	8	43	37	1	41	0	0	22	26	59	1	426	11,696	3.6	0	88	48	1	137	11,696	1.2
	Disposed Of	1,900	1,939	29	840	568	11	3,300	0	264	1,768	1,387	8,955	170	21,131	192,933	11.0	111	2,661	536	1,650	4,958	192,933	2.6
	End Pending	1,122	1,213	17	1,594	565	3	409	0	26	489	1,387	2,409	67	9,301	53,702	17.3	32	1,228	3,605	333	5,198	53,702	9.7

* TOTAL OF ALL CASES IN ALL CATEGORIES: CIVIL; DOMESTIC RELATIONS; CRIMINAL; QUASI-CRIMINAL; AND JUVENILE

CIVIL AND DOMESTIC RELATIONS CASELOAD STATISTICS BY COUNTY
CIRCUIT COURTS OF ILLINOIS
CALENDAR YEAR 2018

CIRCUIT / COUNTY		CIVIL															DOMESTIC RELATIONS							
		ARBITRATION	CHANCERY	EMINENT DOMAIN	LAW JURY > \$50,000	LAW NON-JURY > \$50,000	LAW JURY = < \$50,000	LAW NON-JURY = < \$50,000	MUNICIPAL CORPORATION	MENTAL HEALTH	MISC. REMEDY	PROBATE	SMALL CLAIMS	TAX	TOTAL CIVIL CASES	TOTAL ALL CASES*	CIVIL CASES AS % OF ALL CASES	ADOPTION	DISSOLUTION	FAMILY	ORDER OF PROTECTION	TOTAL DOMESTIC RELATIONS CASES	TOTAL ALL CASES*	DOMESTIC RELATIONS CASES AS % OF ALL CASES
19th..... LAKE	New Filed	1,089	1,477	29	254	750	1	2,483	0	45	1,524	1,220	6,842	12	15,726	127,130	12.4	107	2,107	838	2,409	5,461	127,130	4.3
	Reinstated	98	72	6	15	41	0	109	0	0	10	61	560	2	974	4,118	23.7	0	43	16	10	69	4,118	1.7
	Disposed Of	1,144	2,044	54	430	617	2	2,582	1	47	1,688	1,079	7,791	10	17,489	131,524	13.3	111	2,147	850	2,416	5,524	131,524	4.2
	End Pending	583	1,984	43	157	929	0	278	0	2	285	4,998	1,385	17	10,661	38,743	27.5	64	1,101	336	261	1,762	38,743	4.5
19th CIRCUIT TOTAL	New Filed	1,089	1,477	29	254	750	1	2,483	0	45	1,524	1,220	6,842	12	15,726	127,130	12.4	107	2,107	838	2,409	5,461	127,130	4.3
	Reinstated	98	72	6	15	41	0	109	0	0	10	61	560	2	974	4,118	23.7	0	43	16	10	69	4,118	1.7
	Disposed Of	1,144	2,044	54	430	617	2	2,582	1	47	1,688	1,079	7,791	10	17,489	131,524	13.3	111	2,147	850	2,416	5,524	131,524	4.2
	End Pending	583	1,984	43	157	929	0	278	0	2	285	4,998	1,385	17	10,661	38,743	27.5	64	1,101	336	261	1,762	38,743	4.5
20th..... MONROE	New Filed	0	49	0	9	23	2	84	5	2	86	57	226	12	555	5,599	9.9	5	103	21	112	241	5,599	4.3
	Reinstated	0	0	0	0	0	0	0	0	0	0	0	5	0	5	6	83.3	0	0	0	0	0	6	0.0
	Disposed Of	0	51	0	4	29	0	75	0	2	60	33	254	9	517	4,771	10.8	1	86	19	81	187	4,771	3.9
	End Pending	0	43	11	41	20	3	59	13	0	88	226	129	12	645	4,894	13.2	9	57	28	4	98	4,894	2.0
20th..... PERRY	New Filed	0	34	0	9	8	1	60	0	0	141	60	179	41	533	3,756	14.2	20	88	41	24	173	3,756	4.6
	Reinstated	0	0	0	0	0	0	0	0	0	0	0	0	0	0	0	0.0	0	0	0	0	0	0	0.0
	Disposed Of	0	28	0	6	11	0	56	0	0	43	29	165	27	365	3,429	10.6	21	79	21	33	154	3,429	4.5
	End Pending	0	90	0	56	72	4	124	0	0	452	565	124	60	1,547	3,507	44.1	11	103	106	62	282	3,507	8.0
20th..... RANDOLPH	New Filed	0	44	2	12	21	1	101	0	189	132	83	432	29	1,046	4,302	24.3	11	126	67	160	364	4,302	8.5
	Reinstated	0	1	0	0	1	0	0	0	0	1	0	1	0	4	4	100.0	0	0	0	0	0	4	0.0
	Disposed Of	0	44	0	2	35	5	85	0	178	104	82	398	26	959	4,019	23.9	5	111	61	171	348	4,019	8.7
	End Pending	0	38	2	45	36	3	65	0	13	94	759	171	29	1,255	2,850	44.0	35	63	59	29	186	2,850	6.5
20th..... ST. CLAIR	New Filed	1,089	676	5	377	450	3	2,286	0	11	394	906	3,456	211	9,864	59,720	16.5	65	1,011	994	1,011	3,081	59,720	5.2
	Reinstated	0	0	0	0	0	0	0	0	0	0	0	0	0	0	580	0.0	0	0	0	0	0	580	0.0
	Disposed Of	1,146	940	21	387	157	4	2,432	0	7	423	780	3,540	167	10,004	60,726	16.5	60	966	1,564	1,001	3,591	60,726	5.9
	End Pending	481	499	25	1,716	489	4	318	0	29	321	1,191	834	267	6,174	57,042	10.8	72	671	1,005	140	1,888	57,042	3.3
20th..... WASHINGTON	New Filed	0	33	0	3	5	0	44	0	0	74	57	93	18	327	2,406	13.6	71	47	25	40	183	2,406	7.6
	Reinstated	0	0	0	0	0	0	0	0	0	0	0	0	0	0	0	0.0	0	0	0	0	0	0	0.0
	Disposed Of	0	26	0	6	2	0	37	0	0	55	37	103	11	277	2,284	12.1	60	41	13	34	148	2,284	6.5
	End Pending	0	46	0	14	13	3	48	0	0	44	276	64	30	538	2,843	18.9	75	51	64	15	205	2,843	7.2
20th CIRCUIT TOTAL	New Filed	1,089	836	7	410	507	7	2,575	5	202	827	1,163	4,386	311	12,325	75,783	16.3	172	1,375	1,148	1,347	4,042	75,783	5.3
	Reinstated	0	1	0	0	1	0	0	0	0	1	0	6	0	9	590	1.5	0	0	0	0	0	590	0.0
	Disposed Of	1,146	1,089	21	405	234	9	2,685	0	187	685	961	4,460	240	12,122	75,229	16.1	147	1,283	1,678	1,320	4,428	75,229	5.9
	End Pending	481	716	38	1,872	630	17	614	13	42	999	3,017	1,322	398	10,159	71,136	14.3	202	945	1,262	250	2,659	71,136	3.7
21st..... IROQUOIS	New Filed	0	54	0	0	32	1	89	0	1	56	124	329	72	758	5,129	14.8	4	83	52	338	477	5,129	9.3
	Reinstated	0	1	0	0	0	0	0	0	0	0	0	0	0	1	1	100.0	0	0	0	0	0	1	0.0
	Disposed Of	0	53	0	3	21	1	75	0	0	42	57	300	53	605	4,645	13.0	1	102	81	334	518	4,645	11.2
	End Pending	0	71	1	14	56	5	114	0	3	40	446	382	87	1,219	10,363	11.8	24	73	40	19	156	10,363	1.5

* TOTAL OF ALL CASES IN ALL CATEGORIES: CIVIL; DOMESTIC RELATIONS; CRIMINAL; QUASI-CRIMINAL; AND JUVENILE

**CIVIL AND DOMESTIC RELATIONS CASELOAD STATISTICS BY COUNTY
CIRCUIT COURTS OF ILLINOIS
CALENDAR YEAR 2018**

CIRCUIT / COUNTY		CIVIL															DOMESTIC RELATIONS							
		ARBITRATION	CHANCERY	EMINENT DOMAIN	LAW JURY > \$50,000	LAW NON-JURY > \$50,000	LAW JURY = < \$50,000	LAW NON-JURY = < \$50,000	MUNICIPAL CORPORATION	MENTAL HEALTH	MISC. REMEDY	PROBATE	SMALL CLAIMS	TAX	TOTAL CIVIL CASES	TOTAL ALL CASES*	CIVIL CASES AS % OF ALL CASES	ADOPTION	DISSOLUTION	FAMILY	ORDER OF PROTECTION	TOTAL DOMESTIC RELATIONS CASES	TOTAL ALL CASES*	DOMESTIC RELATIONS CASES AS % OF ALL CASES
21st..... KANKAKEE	New Filed	0	269	0	65	86	0	892	0	88	441	306	1,723	149	4,019	22,478	17.9	30	380	284	596	1,290	22,478	5.7
	Reinstated	0	0	0	0	0	0	0	0	0	0	0	0	0	0	0	0.0	0	0	0	0	0	0	0.0
	Disposed Of	0	218	2	58	64	0	894	1	88	338	285	1,911	150	4,009	16,369	24.5	27	341	217	560	1,145	16,369	7.0
	End Pending	0	514	0	75	245	0	1,018	2	0	2,202	6,022	1,007	613	11,698	54,066	21.6	70	757	1,262	313	2,402	54,066	4.4
21st CIRCUIT TOTAL	New Filed	0	323	0	65	118	1	981	0	89	497	430	2,052	221	4,777	27,607	17.3	34	463	336	934	1,767	27,607	6.4
	Reinstated	0	1	0	0	0	0	0	0	0	0	0	0	0	1	1	100.0	0	0	0	0	0	1	0.0
	Disposed Of	0	271	2	61	85	1	969	1	88	380	342	2,211	203	4,614	21,014	22.0	28	443	298	894	1,663	21,014	7.9
	End Pending	0	585	1	89	301	5	1,132	2	3	2,242	6,468	1,389	700	12,917	64,429	20.0	94	830	1,302	332	2,558	64,429	4.0
22nd..... MCHENRY	New Filed	341	848	21	170	266	7	804	0	19	1,007	422	3,076	7	6,988	58,229	12.0	44	1,018	340	927	2,329	58,229	4.0
	Reinstated	37	186	0	16	20	1	26	0	0	4	8	251	3	552	2,050	26.9	0	26	7	1	34	2,050	1.7
	Disposed Of	466	1,166	26	260	171	6	830	0	19	912	414	3,513	8	7,791	60,156	13.0	37	1,149	347	932	2,465	60,156	4.1
	End Pending	122	648	11	487	176	6	92	0	1	446	479	676	5	3,149	17,067	18.5	20	455	123	1	599	17,067	3.5
22nd CIRCUIT TOTAL	New Filed	341	848	21	170	266	7	804	0	19	1,007	422	3,076	7	6,988	58,229	12.0	44	1,018	340	927	2,329	58,229	4.0
	Reinstated	37	186	0	16	20	1	26	0	0	4	8	251	3	552	2,050	26.9	0	26	7	1	34	2,050	1.7
	Disposed Of	466	1,166	26	260	171	6	830	0	19	912	414	3,513	8	7,791	60,156	13.0	37	1,149	347	932	2,465	60,156	4.1
	End Pending	122	648	11	487	176	6	92	0	1	446	479	676	5	3,149	17,067	18.5	20	455	123	1	599	17,067	3.5
23rd..... DEKALB	New Filed	0	310	3	55	80	5	609	2	13	439	203	1,069	49	2,837	19,240	14.7	22	314	182	349	867	19,240	4.5
	Reinstated	0	0	0	0	0	0	0	0	0	0	0	0	0	0	810	0.0	0	0	0	0	0	810	0.0
	Disposed Of	0	340	0	49	88	8	580	0	1	465	187	1,122	64	2,904	20,279	14.3	28	321	194	341	884	20,279	4.4
	End Pending	0	125	3	117	36	9	145	2	12	82	514	283	5	1,333	12,848	10.4	6	170	92	11	279	12,848	2.2
23rd..... KENDALL	New Filed	0	380	6	54	64	12	602	0	1	291	171	1,426	7	3,014	12,968	23.2	9	395	162	376	942	12,968	7.3
	Reinstated	0	9	1	3	1	0	23	0	0	9	8	109	0	163	218	74.8	0	19	5	5	29	218	13.3
	Disposed Of	0	453	11	41	66	17	658	0	2	300	143	1,545	14	3,250	13,236	24.6	12	436	108	369	925	13,236	7.0
	End Pending	0	407	10	140	62	13	120	0	0	54	496	405	6	1,713	7,419	23.1	4	263	161	61	489	7,419	6.6
23rd CIRCUIT TOTAL	New Filed	0	690	9	109	144	17	1,211	2	14	730	374	2,495	56	5,851	32,208	18.2	31	709	344	725	1,809	32,208	5.6
	Reinstated	0	9	1	3	1	0	23	0	0	9	8	109	0	163	1,028	15.9	0	19	5	5	29	1,028	2.8
	Disposed Of	0	793	11	90	154	25	1,238	0	3	765	330	2,667	78	6,154	33,515	18.4	40	757	302	710	1,809	33,515	5.4
	End Pending	0	532	13	257	98	22	265	2	12	136	1,010	688	11	3,046	20,267	15.0	10	433	253	72	768	20,267	3.8
DOWNSTATE TOTAL	New Filed	7,449	16,877	124	3,130	8,693	142	36,096	39	3,594	29,879	16,849	96,398	3,774	223,044	1,464,022	15.2	2,585	25,207	15,112	37,133	80,037	1,464,022	5.5
	Reinstated	398	519	15	137	224	6	504	1	2	86	237	2,686	16	4,831	29,422	16.4	3	415	203	31	652	29,422	2.2
	Disposed Of	7,812	18,977	184	5,171	5,310	167	34,480	26	3,262	25,491	14,612	101,818	3,496	220,806	1,431,190	15.4	2,210	25,327	14,479	35,661	77,677	1,431,190	5.4
	End Pending	5,761	21,964	406	13,623	17,314	1,045	32,307	301	1,491	31,846	88,079	69,145	8,019	291,301	1,309,118	22.3	2,940	30,194	41,308	12,861	87,303	1,309,118	6.7
COOK	New Filed	6,618	16,009	83	8,816	4,547	10,331	80,253	3	4,430	2,069	8,953	39,010	11,338	192,460	940,753	20.5	721	0	25,094	15,937	41,752	940,753	4.4
	Reinstated	0	69	8	819	542	1,440	7,078	0	1	76	37	2,918	3	12,991	13,581	95.7	0	0	370	220	590	13,581	4.3
	Disposed Of	4,672	19,522	270	8,372	3,556	10,963	90,819	0	4,171	1,799	5,590	40,105	11,393	201,232	737,147	27.3	800	0	25,631	13,219	39,650	737,147	5.4
	End Pending	6,760	17,470	110	15,072	4,980	11,760	137,023	48	1,394	5,740	93,477	24,275	18,503	336,612	1,463,995	23.0	375	0	28,058	12,103	40,536	1,463,995	2.8
STATE TOTAL	New Filed	14,067	32,886	207	11,946	13,240	10,473	116,349	42	8,024	31,948	25,802	135,408	15,112	415,504	2,404,775	17.3	3,306	25,207	40,206	53,070	121,789	2,404,775	5.1
	Reinstated	398	588	23	956	766	1,446	7,852	1	3	162	274	5,604	19	17,822	43,003	41.4	3	415	573	251	1,242	43,003	2.9
	Disposed Of	12,484	38,499	454	13,543	8,866	11,130	125,299	26	7,433	27,290	20,202	141,923	14,889	422,038	2,168,337	19.5	3,010	25,327	40,110	48,880	117,327	2,168,337	5.4
	End Pending	12,521	39,434	516	28,695	22,294	12,805	169,330	349	2,885	37,586	181,556	93,420	26,522	627,913	2,773,113	22.6	3,315	30,194	69,366	24,964	127,839	2,773,113	4.6

* TOTAL OF ALL CASES IN ALL CATEGORIES: CIVIL; DOMESTIC RELATIONS; CRIMINAL; QUASI-CRIMINAL; AND JUVENILE

**CRIMINAL AND QUASI-CRIMINAL
CASELOAD STATISTICS BY COUNTY
CIRCUIT COURTS OF ILLINOIS
CALENDAR YEAR 2018**

CIRCUIT	COUNTY		CRIMINAL						QUASI-CRIMINAL						
			FELONY	MISDEMEANOR	DUI	TOTAL CRIMINAL CASES	TOTAL * ALL CASES	CRIMINAL AS % OF ALL CASES	TRAFFIC	CONSERVATION CASES	ORDNANCE CASES	CIVIL LAW	TOTAL OF QUASI-CRIMINAL	TOTAL * ALL CASES	QUASI-CRIM AS % OF ALL CASES
1st	ALEXANDER	New Filed	72	27	11	110	3,672	3.0	3,209	10	4	17	3,240	3,672	88.2
		Reinstated	0	0	0	0	0	0.0	0	0	0	0	0	0	0.0
		Disposed Of	47	19	9	75	2,560	2.9	2,439	16	3	3	2,461	2,560	96.1
		End Pending	251	380	163	794	37,579	2.1	30,886	200	323	17	31,426	37,579	83.6
1st	JACKSON	New Filed	546	618	205	1,369	9,919	13.8	4,644	89	1,123	239	6,095	9,919	61.4
		Reinstated	0	0	0	0	7	0.0	0	0	0	0	0	7	0.0
		Disposed Of	579	604	249	1,432	10,163	14.1	4,886	87	1,163	236	6,372	10,163	62.7
		End Pending	338	260	76	674	3,479	19.4	898	14	264	36	1,212	3,479	34.8
1st	JOHNSON	New Filed	71	82	31	184	3,296	5.6	2,462	78	4	21	2,565	3,296	77.8
		Reinstated	0	0	0	0	1	0.0	0	0	0	0	0	1	0.0
		Disposed Of	60	75	34	169	3,042	5.6	2,357	57	4	18	2,436	3,042	80.1
		End Pending	119	84	60	263	8,476	3.1	7,565	69	26	6	7,666	8,476	90.4
1st	MASSAC	New Filed	223	241	42	506	9,679	5.2	8,314	16	58	95	8,483	9,679	87.6
		Reinstated	0	0	0	0	2	0.0	0	0	0	0	0	2	0.0
		Disposed Of	164	170	34	368	8,432	4.4	7,313	27	59	84	7,483	8,432	88.7
		End Pending	345	360	110	815	6,023	13.5	3,489	5	23	32	3,549	6,023	58.9
1st	POPE	New Filed	44	27	15	86	1,093	7.9	823	13	1	21	858	1,093	78.5
		Reinstated	0	0	0	0	0	0.0	0	0	0	0	0	0	0.0
		Disposed Of	36	29	10	75	1,061	7.1	825	30	1	16	872	1,061	82.2
		End Pending	29	19	13	61	626	9.7	328	5	0	4	337	626	53.8
1st	PULASKI	New Filed	59	45	16	120	10,420	1.2	9,983	12	0	26	10,021	10,420	96.2
		Reinstated	0	0	0	0	0	0.0	0	0	0	0	0	0	0.0
		Disposed Of	60	37	20	117	9,785	1.2	9,507	12	1	12	9,532	9,785	97.4
		End Pending	117	183	54	354	63,013	0.6	60,234	61	132	80	60,507	63,013	96.0
1st	SALINE	New Filed	617	273	54	944	4,931	19.1	2,365	34	126	19	2,544	4,931	51.6
		Reinstated	1	0	0	1	4	25.0	0	0	0	0	0	4	0.0
		Disposed Of	386	212	57	655	4,568	14.3	2,384	37	143	20	2,584	4,568	56.6
		End Pending	793	318	53	1,164	5,489	21.2	1,087	22	236	2	1,347	5,489	24.5
1st	UNION	New Filed	246	147	63	456	4,478	10.2	2,938	18	20	74	3,050	4,478	68.1
		Reinstated	0	0	0	0	0	0.0	0	0	0	0	0	0	0.0
		Disposed Of	218	134	57	409	4,101	10.0	2,765	17	23	54	2,859	4,101	69.7
		End Pending	346	281	76	703	5,326	13.2	3,252	46	29	43	3,370	5,326	63.3
1st	WILLIAMSON	New Filed	750	659	240	1,649	16,678	9.9	10,332	79	478	130	11,019	16,678	66.1
		Reinstated	1	0	0	1	84	1.2	4	0	0	0	4	84	4.8
		Disposed Of	519	520	239	1,278	15,875	8.1	10,065	85	434	132	10,716	15,875	67.5
		End Pending	995	639	369	2,003	9,300	21.5	3,754	18	112	33	3,917	9,300	42.1

* TOTAL OF ALL CASES IN ALL CATEGORIES: CIVIL; DOMESTIC RELATIONS; CRIMINAL; QUASI-CRIMINAL; AND JUVENILE

**CRIMINAL AND QUASI-CRIMINAL
CASELOAD STATISTICS BY COUNTY
CIRCUIT COURTS OF ILLINOIS
CALENDAR YEAR 2018**

CIRCUIT	COUNTY		CRIMINAL						QUASI-CRIMINAL						
			FELONY	MISDEMEANOR	DUI	TOTAL CRIMINAL CASES	TOTAL * ALL CASES	CRIMINAL AS % OF ALL CASES	TRAFFIC	CONSERVATION CASES	ORDNANCE CASES	CIVIL LAW	TOTAL OF QUASI-CRIMINAL	TOTAL * ALL CASES	QUASI-CRIM AS % OF ALL CASES
1st Circuit	CIRCUIT TOTAL	New Filed	2,628	2,119	677	5,424	64,166	8.5	45,070	349	1,814	642	47,875	64,166	74.6
		Reinstated	2	0	0	2	98	2.0	4	0	0	0	4	98	4.1
		Disposed Of	2,069	1,800	709	4,578	59,587	7.7	42,541	368	1,831	575	45,315	59,587	76.0
		End Pending	3,333	2,524	974	6,831	139,311	4.9	111,493	440	1,145	253	113,331	139,311	81.4
2nd	CRAWFORD	New Filed	203	174	55	432	3,035	14.2	1,408	39	361	0	1,808	3,035	59.6
		Reinstated	0	0	0	0	7	0.0	0	0	0	0	0	7	0.0
		Disposed Of	190	138	62	390	2,972	13.1	1,365	25	356	0	1,746	2,972	58.7
		End Pending	139	202	109	450	3,217	14.0	698	37	187	0	922	3,217	28.7
2nd	EDWARDS	New Filed	76	38	27	141	1,198	11.8	766	3	6	42	817	1,198	68.2
		Reinstated	0	0	0	0	0	0.0	0	0	0	0	0	0	0.0
		Disposed Of	63	37	17	117	1,117	10.5	722	7	5	46	780	1,117	69.8
		End Pending	72	36	27	135	609	22.2	218	0	3	12	233	609	38.3
2nd	FRANKLIN	New Filed	673	507	86	1,266	6,441	19.7	2,476	90	161	78	2,805	6,441	43.5
		Reinstated	0	0	0	0	0	0.0	0	0	0	0	0	0	0.0
		Disposed Of	404	420	85	909	5,498	16.5	2,386	90	162	63	2,701	5,498	49.1
		End Pending	718	414	102	1,234	10,939	11.3	3,061	74	147	42	3,324	10,939	30.4
2nd	GALLATIN	New Filed	67	68	10	145	1,076	13.5	585	3	16	3	607	1,076	56.4
		Reinstated	0	0	0	0	0	0.0	0	0	0	0	0	0	0.0
		Disposed Of	56	66	14	136	1,010	13.5	592	9	17	3	621	1,010	61.5
		End Pending	119	140	30	289	1,210	23.9	247	6	11	2	266	1,210	22.0
2nd	HAMILTON	New Filed	60	27	11	98	1,041	9.4	490	13	5	37	545	1,041	52.4
		Reinstated	0	0	0	0	0	0.0	0	0	0	0	0	0	0.0
		Disposed Of	71	31	20	122	1,005	12.1	520	11	5	38	574	1,005	57.1
		End Pending	58	24	16	98	830	11.8	249	12	2	4	267	830	32.2
2nd	HARDIN	New Filed	42	40	9	91	678	13.4	328	12	53	15	408	678	60.2
		Reinstated	0	0	0	0	0	0.0	0	0	0	0	0	0	0.0
		Disposed Of	48	39	9	96	634	15.1	300	11	47	16	374	634	59.0
		End Pending	47	29	6	82	851	9.6	129	13	22	0	164	851	19.3
2nd	JEFFERSON	New Filed	589	331	114	1,034	7,547	13.7	4,167	35	20	82	4,304	7,547	57.0
		Reinstated	0	0	0	0	12	0.0	0	0	0	0	0	12	0.0
		Disposed Of	542	350	98	990	7,053	14.0	4,160	60	18	75	4,313	7,053	61.2
		End Pending	530	350	115	995	9,555	10.4	3,135	14	77	36	3,262	9,555	34.1
2nd	LAWRENCE	New Filed	158	153	27	338	1,839	18.4	647	35	1	0	683	1,839	37.1
		Reinstated	0	0	0	0	0	0.0	0	0	0	0	0	0	0.0
		Disposed Of	139	148	20	307	1,677	18.3	620	34	1	0	655	1,677	39.1
		End Pending	169	227	81	477	3,052	15.6	1,057	53	62	7	1,179	3,052	38.6

* TOTAL OF ALL CASES IN ALL CATEGORIES: CIVIL; DOMESTIC RELATIONS; CRIMINAL; QUASI-CRIMINAL; AND JUVENILE

**CRIMINAL AND QUASI-CRIMINAL
CASELOAD STATISTICS BY COUNTY
CIRCUIT COURTS OF ILLINOIS
CALENDAR YEAR 2018**

CIRCUIT	COUNTY		CRIMINAL						QUASI-CRIMINAL						
			FELONY	MISDEMEANOR	DUI	TOTAL CRIMINAL CASES	TOTAL * ALL CASES	CRIMINAL AS % OF ALL CASES	TRAFFIC	CONSERVATION CASES	ORDNANCE CASES	CIVIL LAW	TOTAL OF QUASI-CRIMINAL	TOTAL * ALL CASES	QUASI-CRIM AS % OF ALL CASES
2nd	RICHLAND	New Filed	351	254	29	634	2,887	22.0	1,337	29	52	29	1,447	2,887	50.1
		Reinstated	0	0	0	0	0	0.0	0	0	0	0	0	0	0.0
		Disposed Of	281	234	36	551	2,837	19.4	1,370	27	46	37	1,480	2,837	52.2
		End Pending	295	226	71	592	1,993	29.7	681	14	15	28	738	1,993	37.0
2nd	WABASH	New Filed	141	108	33	282	1,938	14.6	976	7	185	0	1,168	1,938	60.3
		Reinstated	0	0	0	0	0	0.0	0	0	0	0	0	0	0.0
		Disposed Of	145	116	37	298	1,839	16.2	957	10	180	0	1,147	1,839	62.4
		End Pending	144	121	66	331	2,099	15.8	612	0	89	0	701	2,099	33.4
2nd	WAYNE	New Filed	170	95	30	295	2,477	11.9	1,454	22	24	20	1,520	2,477	61.4
		Reinstated	0	0	0	0	1	0.0	0	0	0	0	1	0.0	
		Disposed Of	179	102	38	319	2,527	12.6	1,546	44	20	16	1,626	2,527	64.3
		End Pending	194	200	57	451	6,240	7.2	4,279	22	27	7	4,335	6,240	69.5
2nd	WHITE	New Filed	241	157	43	441	3,060	14.4	1,599	12	27	193	1,831	3,060	59.8
		Reinstated	0	0	0	0	0	0.0	0	0	0	0	0	0	0.0
		Disposed Of	241	178	44	463	2,972	15.6	1,564	30	26	185	1,805	2,972	60.7
		End Pending	126	84	9	219	6,716	3.3	5,421	58	40	26	5,545	6,716	82.6
2nd Circuit	CIRCUIT TOTAL	New Filed	2,771	1,952	474	5,197	33,217	15.6	16,233	300	911	499	17,943	33,217	54.0
		Reinstated	0	0	0	0	20	0.0	0	0	0	0	0	20	0.0
		Disposed Of	2,359	1,859	480	4,698	31,141	15.1	16,102	358	883	479	17,822	31,141	57.2
		End Pending	2,611	2,053	689	5,353	47,311	11.3	19,787	303	682	164	20,936	47,311	44.3
3rd	BOND	New Filed	178	98	20	296	7,201	4.1	6,164	22	20	11	6,217	7,201	86.3
		Reinstated	0	0	0	0	0	0.0	0	0	0	0	0	0	0.0
		Disposed Of	159	75	26	260	7,243	3.6	6,582	24	10	12	6,628	7,243	91.5
		End Pending	227	323	31	581	10,775	5.4	6,095	18	104	5	6,222	10,775	57.7
3rd	MADISON	New Filed	3,916	5,616	873	10,405	67,997	15.3	36,904	61	4,344	412	41,721	67,997	61.4
		Reinstated	351	0	0	351	490	71.6	0	0	0	0	0	490	0.0
		Disposed Of	3,209	5,365	825	9,399	64,450	14.6	35,034	107	4,260	380	39,781	64,450	61.7
		End Pending	4,015	8,965	1,490	14,470	63,358	22.8	28,455	69	1,467	178	30,169	63,358	47.6
3rd Circuit	CIRCUIT TOTAL	New Filed	4,094	5,714	893	10,701	75,198	14.2	43,068	83	4,364	423	47,938	75,198	63.7
		Reinstated	351	0	0	351	490	71.6	0	0	0	0	0	490	0.0
		Disposed Of	3,368	5,440	851	9,659	71,693	13.5	41,616	131	4,270	392	46,409	71,693	64.7
		End Pending	4,242	9,288	1,521	15,051	74,133	20.3	34,550	87	1,571	183	36,391	74,133	49.1
4th	CHRISTIAN	New Filed	343	189	61	593	5,730	10.3	2,823	81	66	80	3,050	5,730	53.2
		Reinstated	0	0	0	0	22	0.0	0	0	0	0	0	22	0.0
		Disposed Of	265	186	64	515	5,720	9.0	3,048	72	69	87	3,276	5,720	57.3
		End Pending	378	174	73	625	4,677	13.4	1,600	28	70	16	1,714	4,677	36.6

* TOTAL OF ALL CASES IN ALL CATEGORIES: CIVIL; DOMESTIC RELATIONS; CRIMINAL; QUASI-CRIMINAL; AND JUVENILE

**CRIMINAL AND QUASI-CRIMINAL
CASELOAD STATISTICS BY COUNTY
CIRCUIT COURTS OF ILLINOIS
CALENDAR YEAR 2018**

CIRCUIT	COUNTY		CRIMINAL						QUASI-CRIMINAL						
			FELONY	MISDEMEANOR	DUI	TOTAL CRIMINAL CASES	TOTAL * ALL CASES	CRIMINAL AS % OF ALL CASES	TRAFFIC	CONSERVATION CASES	ORDNANCE CASES	CIVIL LAW	TOTAL OF QUASI-CRIMINAL	TOTAL * ALL CASES	QUASI-CRIM AS % OF ALL CASES
4th	CLAY	New Filed	128	96	22	246	1,857	13.2	949	41	9	35	1,034	1,857	55.7
		Reinstated	0	0	0	0	0	0.0	0	0	0	0	0	0	0.0
		Disposed Of	125	86	26	237	1,776	13.3	954	35	8	28	1,025	1,776	57.7
		End Pending	86	59	23	168	845	19.9	218	20	2	7	247	845	29.2
4th	CLINTON	New Filed	205	242	61	508	3,845	13.2	2,099	71	25	55	2,250	3,845	58.5
		Reinstated	0	0	0	0	0	0.0	0	0	0	0	0	0	0.0
		Disposed Of	216	239	66	521	3,747	13.9	2,058	67	17	49	2,191	3,747	58.5
		End Pending	127	116	45	288	3,112	9.3	1,172	20	29	9	1,230	3,112	39.5
4th	EFFINGHAM	New Filed	502	331	123	956	7,666	12.5	4,499	9	46	633	5,187	7,666	67.7
		Reinstated	0	0	0	0	111	0.0	0	0	0	0	0	111	0.0
		Disposed Of	357	274	110	741	7,271	10.2	4,305	6	34	569	4,914	7,271	67.6
		End Pending	543	464	205	1,212	9,797	12.4	7,018	13	21	205	7,257	9,797	74.1
4th	FAYETTE	New Filed	259	217	58	534	5,641	9.5	3,947	25	140	42	4,154	5,641	73.6
		Reinstated	83	49	0	132	145	91.0	0	0	0	0	0	145	0.0
		Disposed Of	261	214	54	529	5,426	9.7	3,918	29	149	34	4,130	5,426	76.1
		End Pending	427	333	133	893	5,286	16.9	2,880	23	59	29	2,991	5,286	56.6
4th	JASPER	New Filed	84	97	47	228	1,636	13.9	943	61	66	25	1,095	1,636	66.9
		Reinstated	0	0	0	0	0	0.0	0	0	0	0	0	0	0.0
		Disposed Of	73	91	45	209	1,608	13.0	984	63	70	23	1,140	1,608	70.9
		End Pending	56	48	28	132	923	14.3	389	11	11	7	418	923	45.3
4th	MARION	New Filed	495	251	105	851	7,498	11.3	3,899	70	680	48	4,697	7,498	62.6
		Reinstated	0	0	0	0	22	0.0	0	0	0	0	0	22	0.0
		Disposed Of	440	279	100	819	8,346	9.8	4,441	83	703	43	5,270	8,346	63.1
		End Pending	513	277	193	983	4,163	23.6	1,862	19	92	16	1,989	4,163	47.8
4th	MONTGOMERY	New Filed	312	411	78	801	7,753	10.3	5,391	72	128	155	5,746	7,753	74.1
		Reinstated	0	0	0	0	4	0.0	0	0	0	0	0	4	0.0
		Disposed Of	259	383	59	701	7,784	9.0	5,664	62	123	153	6,002	7,784	77.1
		End Pending	316	267	78	661	6,342	10.4	4,143	16	43	78	4,280	6,342	67.5
4th	SHELBY	New Filed	123	159	26	308	1,936	15.9	583	72	39	111	805	1,936	41.6
		Reinstated	0	0	0	0	0	0.0	0	0	0	0	0	0	0.0
		Disposed Of	104	159	45	308	2,227	13.8	911	82	42	114	1,149	2,227	51.6
		End Pending	160	138	44	342	2,440	14.0	430	120	57	77	684	2,440	28.0
4th Circuit	CIRCUIT TOTAL	New Filed	2,451	1,993	581	5,025	43,562	11.5	25,133	502	1,199	1,184	28,018	43,562	64.3
		Reinstated	83	49	0	132	304	43.4	0	0	0	0	0	304	0.0
		Disposed Of	2,100	1,911	569	4,580	43,905	10.4	26,283	499	1,215	1,100	29,097	43,905	66.3
		End Pending	2,606	1,876	822	5,304	37,585	14.1	19,712	270	384	444	20,810	37,585	55.4

* TOTAL OF ALL CASES IN ALL CATEGORIES: CIVIL; DOMESTIC RELATIONS; CRIMINAL; QUASI-CRIMINAL; AND JUVENILE

**CRIMINAL AND QUASI-CRIMINAL
CASELOAD STATISTICS BY COUNTY
CIRCUIT COURTS OF ILLINOIS
CALENDAR YEAR 2018**

CIRCUIT	COUNTY		CRIMINAL						QUASI-CRIMINAL						
			FELONY	MISDEMEANOR	DUI	TOTAL CRIMINAL CASES	TOTAL * ALL CASES	CRIMINAL AS % OF ALL CASES	TRAFFIC	CONSERVATION CASES	ORDNANCE CASES	CIVIL LAW	TOTAL OF QUASI-CRIMINAL	TOTAL * ALL CASES	QUASI-CRIM AS % OF ALL CASES
5th	CLARK	New Filed	95	199	49	343	3,240	10.6	2,257	25	31	10	2,323	3,240	71.7
		Reinstated	0	0	0	0	2	0.0	0	0	0	0	0	2	0.0
		Disposed Of	134	171	57	362	2,458	14.7	1,765	20	26	11	1,822	2,458	74.1
		End Pending	50	169	76	295	4,469	6.6	1,997	10	25	10	2,042	4,469	45.7
5th	COLES	New Filed	734	601	164	1,499	9,224	16.3	4,364	32	231	129	4,756	9,224	51.6
		Reinstated	0	0	0	0	0	0.0	0	0	0	0	0	0	0.0
		Disposed Of	560	534	175	1,269	7,481	17.0	4,045	35	460	123	4,663	7,481	62.3
		End Pending	801	1,013	186	2,000	21,342	9.4	3,946	33	4,788	13	8,780	21,342	41.1
5th	CUMBERLAND	New Filed	77	74	52	203	1,540	13.2	880	14	20	29	943	1,540	61.2
		Reinstated	0	0	0	0	0	0.0	0	0	0	0	0	0	0.0
		Disposed Of	79	94	50	223	1,327	16.8	850	14	13	30	907	1,327	68.3
		End Pending	97	85	62	244	5,285	4.6	2,510	10	31	8	2,559	5,285	48.4
5th	EDGAR	New Filed	269	167	41	477	2,586	18.4	1,012	8	202	0	1,222	2,586	47.3
		Reinstated	0	0	0	0	0	0.0	0	0	0	0	0	0	0.0
		Disposed Of	226	169	53	448	2,067	21.7	999	8	190	0	1,197	2,067	57.9
		End Pending	347	179	71	597	4,108	14.5	974	6	128	0	1,108	4,108	27.0
5th	VERMILION	New Filed	764	946	133	1,843	12,954	14.2	6,348	50	41	11	6,450	12,954	49.8
		Reinstated	0	0	0	0	0	0.0	0	0	0	0	0	0	0.0
		Disposed Of	732	770	90	1,592	10,006	15.9	5,432	59	61	10	5,562	10,006	55.6
		End Pending	857	1,006	295	2,158	22,868	9.4	7,211	77	271	4	7,563	22,868	33.1
5th Circuit	CIRCUIT TOTAL	New Filed	1,939	1,987	439	4,365	29,544	14.8	14,861	129	525	179	15,694	29,544	53.1
		Reinstated	0	0	0	0	2	0.0	0	0	0	0	0	2	0.0
		Disposed Of	1,731	1,738	425	3,894	23,339	16.7	13,091	136	750	174	14,151	23,339	60.6
		End Pending	2,152	2,452	690	5,294	58,072	9.1	16,638	136	5,243	35	22,052	58,072	38.0
6th	CHAMPAIGN	New Filed	1,780	1,220	394	3,394	30,882	11.0	18,511	16	597	289	19,413	30,882	62.9
		Reinstated	328	49	34	411	1,236	33.3	579	0	50	119	748	1,236	60.5
		Disposed Of	2,381	1,350	487	4,218	29,765	14.2	18,028	16	562	183	18,789	29,765	63.1
		End Pending	2,258	914	258	3,430	43,476	7.9	11,580	20	142	382	12,124	43,476	27.9
6th	DEWITT	New Filed	132	126	60	318	3,505	9.1	2,127	121	123	124	2,495	3,505	71.2
		Reinstated	0	0	0	0	0	0.0	0	0	0	0	0	0	0.0
		Disposed Of	115	120	75	310	3,283	9.4	2,070	136	105	147	2,458	3,283	74.9
		End Pending	110	157	70	337	4,246	7.9	863	52	46	72	1,033	4,246	24.3
6th	DOUGLAS	New Filed	178	129	65	372	3,437	10.8	2,113	6	129	71	2,319	3,437	67.5
		Reinstated	0	0	0	0	9	0.0	0	0	0	0	0	9	0.0
		Disposed Of	121	110	78	309	3,212	9.6	2,020	1	107	78	2,206	3,212	68.7
		End Pending	183	98	63	344	2,992	11.5	2,059	9	41	20	2,129	2,992	71.2

* TOTAL OF ALL CASES IN ALL CATEGORIES: CIVIL; DOMESTIC RELATIONS; CRIMINAL; QUASI-CRIMINAL; AND JUVENILE

**CRIMINAL AND QUASI-CRIMINAL
CASELOAD STATISTICS BY COUNTY
CIRCUIT COURTS OF ILLINOIS
CALENDAR YEAR 2018**

CIRCUIT	COUNTY		CRIMINAL						QUASI-CRIMINAL						
			FELONY	MISDEMEANOR	DUI	TOTAL CRIMINAL CASES	TOTAL * ALL CASES	CRIMINAL AS % OF ALL CASES	TRAFFIC	CONSERVATION CASES	ORDINANCE CASES	CIVIL LAW	TOTAL OF QUASI-CRIMINAL	TOTAL * ALL CASES	QUASI-CRIM AS % OF ALL CASES
6th	MACON	New Filed	1,865	1,026	506	3,397	21,698	15.7	10,983	26	276	221	11,506	21,698	53.0
		Reinstated	0	0	0	0	2	0.0	0	0	0	0	0	2	0.0
		Disposed Of	1,739	769	491	2,999	20,874	14.4	10,882	44	227	190	11,343	20,874	54.3
		End Pending	1,513	929	361	2,803	14,533	19.3	4,698	4	305	59	5,066	14,533	34.9
6th	MOULTRIE	New Filed	89	75	41	205	2,258	9.1	1,414	46	29	2	1,491	2,258	66.0
		Reinstated	0	0	0	0	11	0.0	2	0	0	0	2	11	18.2
		Disposed Of	50	75	38	163	2,003	8.1	1,280	39	31	2	1,352	2,003	67.5
		End Pending	74	62	33	169	995	17.0	424	15	3	0	442	995	44.4
6th	PIATT	New Filed	92	67	36	195	1,945	10.0	1,065	3	11	40	1,119	1,945	57.5
		Reinstated	0	0	0	0	0	0.0	0	0	0	0	0	0	0.0
		Disposed Of	68	52	36	156	1,732	9.0	1,078	3	6	25	1,112	1,732	64.2
		End Pending	86	66	34	186	2,703	6.9	1,144	1	38	19	1,202	2,703	44.5
6th Circuit	CIRCUIT TOTAL	New Filed	4,136	2,643	1,102	7,881	63,725	12.4	36,213	218	1,165	747	38,343	63,725	60.2
		Reinstated	328	49	34	411	1,258	32.7	581	0	50	119	750	1,258	59.6
		Disposed Of	4,474	2,476	1,205	8,155	60,869	13.4	35,358	239	1,038	625	37,260	60,869	61.2
		End Pending	4,224	2,226	819	7,269	68,945	10.5	20,768	101	575	552	21,996	68,945	31.9
7th	GREENE	New Filed	196	130	52	378	2,431	15.5	1,276	12	19	124	1,431	2,431	58.9
		Reinstated	15	4	3	22	31	71.0	0	0	0	0	0	31	0.0
		Disposed Of	178	126	62	366	2,479	14.8	1,300	15	25	116	1,456	2,479	58.7
		End Pending	134	83	44	261	954	27.4	344	3	2	31	380	954	39.8
7th	JERSEY	New Filed	282	264	95	641	5,173	12.4	3,236	34	346	28	3,644	5,173	70.4
		Reinstated	0	0	0	0	0	0.0	0	0	0	0	0	0	0.0
		Disposed Of	248	286	79	613	4,987	12.3	3,066	28	348	30	3,472	4,987	69.6
		End Pending	247	215	81	543	2,957	18.4	1,580	26	76	4	1,686	2,957	57.0
7th	MACOUPIN	New Filed	344	408	85	837	10,118	8.3	6,947	41	158	97	7,243	10,118	71.6
		Reinstated	0	0	0	0	3	0.0	0	0	0	0	0	3	0.0
		Disposed Of	323	385	131	839	9,787	8.6	6,950	38	76	100	7,164	9,787	73.2
		End Pending	483	864	128	1,475	11,171	13.2	4,982	18	587	10	5,597	11,171	50.1
7th	MORGAN	New Filed	257	331	54	642	5,012	12.8	2,379	50	30	0	2,459	5,012	49.1
		Reinstated	0	0	0	0	5	0.0	5	0	0	0	5	5	100.0
		Disposed Of	196	278	67	541	4,596	11.8	2,302	50	24	0	2,376	4,596	51.7
		End Pending	264	205	46	515	3,058	16.8	672	3	38	0	713	3,058	23.3
7th	SANGAMON	New Filed	1,416	1,575	707	3,698	51,902	7.1	32,120	90	369	352	32,931	51,902	63.4
		Reinstated	1	0	0	1	11	9.1	0	0	0	0	0	11	0.0
		Disposed Of	1,979	1,468	1,138	4,585	65,409	7.0	37,286	90	470	333	38,179	65,409	58.4
		End Pending	1,667	2,507	1,354	5,528	67,316	8.2	25,919	182	720	71	26,892	67,316	39.9

* TOTAL OF ALL CASES IN ALL CATEGORIES: CIVIL; DOMESTIC RELATIONS; CRIMINAL; QUASI-CRIMINAL; AND JUVENILE

**CRIMINAL AND QUASI-CRIMINAL
CASELOAD STATISTICS BY COUNTY
CIRCUIT COURTS OF ILLINOIS
CALENDAR YEAR 2018**

CIRCUIT	COUNTY		CRIMINAL						QUASI-CRIMINAL						
			FELONY	MISDEMEANOR	DUI	TOTAL CRIMINAL CASES	TOTAL * ALL CASES	CRIMINAL AS % OF ALL CASES	TRAFFIC	CONSERVATION CASES	ORDNANCE CASES	CIVIL LAW	TOTAL OF QUASI-CRIMINAL	TOTAL * ALL CASES	QUASI-CRIM AS % OF ALL CASES
7th	SCOTT	New Filed	35	16	11	62	1,005	6.2	709	10	0	34	753	1,005	74.9
		Reinstated	0	0	0	0	1	0.0	0	0	0	0	0	1	0.0
		Disposed Of	20	14	5	39	855	4.6	683	13	0	22	718	855	84.0
		End Pending	35	27	7	69	1,127	6.1	517	3	2	16	538	1,127	47.7
7th Circuit	CIRCUIT TOTAL	New Filed	2,530	2,724	1,004	6,258	75,641	8.3	46,667	237	922	635	48,461	75,641	64.1
		Reinstated	16	4	3	23	51	45.1	5	0	0	0	5	51	9.8
		Disposed Of	2,944	2,557	1,482	6,983	88,113	7.9	51,587	234	943	601	53,365	88,113	60.6
		End Pending	2,830	3,901	1,660	8,391	86,583	9.7	34,014	235	1,425	132	35,806	86,583	41.4
8th	ADAMS	New Filed	1,047	482	179	1,708	13,599	12.6	6,176	53	1,194	54	7,477	13,599	55.0
		Reinstated	0	0	0	0	1	0.0	0	0	0	0	0	1	0.0
		Disposed Of	878	440	170	1,488	13,174	11.3	5,945	58	1,145	49	7,197	13,174	54.6
		End Pending	1,124	412	165	1,701	8,104	21.0	3,030	20	441	14	3,505	8,104	43.3
8th	BROWN	New Filed	32	19	26	77	944	8.2	617	14	4	39	674	944	71.4
		Reinstated	0	0	0	0	0	0.0	0	0	0	0	0	0	0.0
		Disposed Of	26	30	29	85	903	9.4	577	9	3	36	625	903	69.2
		End Pending	33	76	15	124	631	19.7	272	7	5	6	290	631	46.0
8th	CALHOUN	New Filed	37	41	11	89	900	9.9	621	18	37	16	692	900	76.9
		Reinstated	0	0	0	0	0	0.0	0	0	0	0	0	0	0.0
		Disposed Of	38	38	5	81	879	9.2	622	34	43	10	709	879	80.7
		End Pending	16	21	7	44	412	10.7	218	3	5	6	232	412	56.3
8th	CASS	New Filed	139	99	32	270	2,022	13.4	958	23	35	113	1,129	2,022	55.8
		Reinstated	0	0	0	0	13	0.0	0	0	0	0	0	13	0.0
		Disposed Of	125	96	31	252	1,905	13.2	876	22	31	94	1,023	1,905	53.7
		End Pending	186	79	47	312	1,404	22.2	563	5	32	35	635	1,404	45.2
8th	MASON	New Filed	176	138	36	350	4,024	8.7	2,687	18	156	79	2,940	4,024	73.1
		Reinstated	0	0	0	0	0	0.0	0	0	0	0	0	0	0.0
		Disposed Of	186	122	32	340	3,819	8.9	2,584	26	127	57	2,794	3,819	73.2
		End Pending	87	132	39	258	3,433	7.5	1,761	20	64	29	1,874	3,433	54.6
8th	MENARD	New Filed	44	32	34	110	1,131	9.7	618	5	8	29	660	1,131	58.4
		Reinstated	0	0	0	0	8	0.0	0	0	0	0	0	8	0.0
		Disposed Of	40	37	34	111	1,189	9.3	638	5	6	20	669	1,189	56.3
		End Pending	38	19	23	80	657	12.2	272	0	7	11	290	657	44.1
8th	PIKE	New Filed	202	157	41	400	4,097	9.8	2,639	49	13	114	2,815	4,097	68.7
		Reinstated	0	0	0	0	1	0.0	0	0	0	0	0	1	0.0
		Disposed Of	189	151	40	380	3,747	10.1	2,533	56	14	100	2,703	3,747	72.1
		End Pending	180	332	87	599	5,628	10.6	3,051	102	32	30	3,215	5,628	57.1

* TOTAL OF ALL CASES IN ALL CATEGORIES: CIVIL; DOMESTIC RELATIONS; CRIMINAL; QUASI-CRIMINAL; AND JUVENILE

**CRIMINAL AND QUASI-CRIMINAL
CASELOAD STATISTICS BY COUNTY
CIRCUIT COURTS OF ILLINOIS
CALENDAR YEAR 2018**

CIRCUIT	COUNTY		CRIMINAL						QUASI-CRIMINAL						
			FELONY	MISDEMEANOR	DUI	TOTAL CRIMINAL CASES	TOTAL * ALL CASES	CRIMINAL AS % OF ALL CASES	TRAFFIC	CONSERVATION CASES	ORDINANCE CASES	CIVIL LAW	TOTAL OF QUASI-CRIMINAL	TOTAL * ALL CASES	QUASI-CRIM AS % OF ALL CASES
8th.....	SCHUYLER	New Filed	39	53	16	108	1,792	6.0	1,300	23	7	46	1,376	1,792	76.8
		Reinstated	0	0	0	0	0	0.0	0	0	0	0	0	0	0.0
		Disposed Of	42	56	21	119	1,780	6.7	1,213	21	8	60	1,302	1,780	73.1
		End Pending	38	48	18	104	1,328	7.8	900	14	6	15	935	1,328	70.4
8th Circuit	CIRCUIT TOTAL	New Filed	1,716	1,021	375	3,112	28,509	10.9	15,616	203	1,454	490	17,763	28,509	62.3
		Reinstated	0	0	0	0	23	0.0	0	0	0	0	23	23	0.0
		Disposed Of	1,524	970	362	2,856	27,396	10.4	14,988	231	1,377	426	17,022	27,396	62.1
		End Pending	1,702	1,119	401	3,222	21,597	14.9	10,067	171	592	146	10,976	21,597	50.8
9th.....	FULTON	New Filed	291	370	95	756	6,033	12.5	3,199	92	243	138	3,672	6,033	60.9
		Reinstated	0	0	0	0	5	0.0	0	0	0	0	5	5	0.0
		Disposed Of	190	308	86	584	5,549	10.5	3,144	81	239	126	3,590	5,549	64.7
		End Pending	385	456	104	945	3,838	24.6	1,132	21	50	45	1,248	3,838	32.5
9th.....	HANCOCK	New Filed	155	125	77	357	2,604	13.7	1,428	42	29	0	1,499	2,604	57.6
		Reinstated	0	0	0	0	0	0.0	0	0	0	0	0	0	0.0
		Disposed Of	121	131	90	342	2,808	12.2	1,587	47	18	0	1,652	2,808	58.8
		End Pending	149	208	64	421	2,129	19.8	743	3	30	0	776	2,129	36.4
9th.....	HENDERSON	New Filed	111	52	59	222	3,446	6.4	2,795	11	165	0	2,971	3,446	86.2
		Reinstated	0	0	0	0	0	0.0	0	0	0	0	0	0	0.0
		Disposed Of	103	69	50	222	3,538	6.3	2,901	26	146	0	3,073	3,538	86.9
		End Pending	109	108	89	306	1,434	21.3	489	5	134	0	628	1,434	43.8
9th.....	KNOX	New Filed	816	802	178	1,796	11,477	15.6	6,725	86	274	52	7,137	11,477	62.2
		Reinstated	0	0	0	0	0	0.0	0	0	0	0	0	0	0.0
		Disposed Of	813	658	153	1,624	10,641	15.3	6,328	42	269	47	6,686	10,641	62.8
		End Pending	1,154	731	195	2,080	9,351	22.2	4,538	58	56	22	4,674	9,351	50.0
9th.....	MCDONOUGH	New Filed	228	322	122	672	4,238	15.9	1,874	14	470	103	2,461	4,238	58.1
		Reinstated	0	0	0	0	0	0.0	0	0	0	0	0	0	0.0
		Disposed Of	268	371	122	761	4,627	16.4	2,292	14	494	102	2,902	4,627	62.7
		End Pending	314	243	128	685	6,539	10.5	1,478	14	707	57	2,256	6,539	34.5
9th.....	WARREN	New Filed	170	193	73	436	3,208	13.6	1,799	3	342	15	2,159	3,208	67.3
		Reinstated	0	0	0	0	0	0.0	0	0	0	0	0	0	0.0
		Disposed Of	193	191	66	450	3,331	13.5	2,006	3	387	12	2,408	3,331	72.3
		End Pending	163	179	103	445	2,752	16.2	1,265	2	83	3	1,353	2,752	49.2
9th Circuit	CIRCUIT TOTAL	New Filed	1,771	1,864	604	4,239	31,006	13.7	17,820	248	1,523	308	19,899	31,006	64.2
		Reinstated	0	0	0	0	5	0.0	0	0	0	0	5	5	0.0
		Disposed Of	1,688	1,728	567	3,983	30,494	13.1	18,258	213	1,553	287	20,311	30,494	66.6
		End Pending	2,274	1,925	683	4,882	26,043	18.7	9,645	103	1,060	127	10,935	26,043	42.0

* TOTAL OF ALL CASES IN ALL CATEGORIES: CIVIL; DOMESTIC RELATIONS; CRIMINAL; QUASI-CRIMINAL; AND JUVENILE

**CRIMINAL AND QUASI-CRIMINAL
CASELOAD STATISTICS BY COUNTY
CIRCUIT COURTS OF ILLINOIS
CALENDAR YEAR 2018**

CIRCUIT	COUNTY		CRIMINAL						QUASI-CRIMINAL						
			FELONY	MISDEMEANOR	DUI	TOTAL CRIMINAL CASES	TOTAL * ALL CASES	CRIMINAL AS % OF ALL CASES	TRAFFIC	CONSERVATION CASES	ORDNANCE CASES	CIVIL LAW	TOTAL OF QUASI-CRIMINAL	TOTAL * ALL CASES	QUASI-CRIM AS % OF ALL CASES
10th.....	MARSHALL	New Filed	50	50	34	134	1,121	12.0	534	19	17	72	642	1,121	57.3
		Reinstated	0	0	0	0	2	0.0	0	0	0	0	0	2	0.0
		Disposed Of	37	43	32	112	1,352	8.3	710	27	21	62	820	1,352	60.7
		End Pending	51	127	45	223	1,099	20.3	566	7	7	18	598	1,099	54.4
10th.....	PEORIA	New Filed	798	1,642	370	2,810	30,624	9.2	16,468	53	1,232	111	17,864	30,624	58.3
		Reinstated	7	1	0	8	83	9.6	7	1	67	0	75	83	90.4
		Disposed Of	809	1,656	409	2,874	31,116	9.2	16,234	119	1,270	106	17,729	31,116	57.0
		End Pending	829	939	645	2,413	29,210	8.3	17,668	12	355	13	18,048	29,210	61.8
10th.....	PUTNAM	New Filed	7	29	14	50	914	5.5	571	77	3	4	655	914	71.7
		Reinstated	0	0	0	0	2	0.0	0	0	0	0	0	2	0.0
		Disposed Of	11	35	18	64	856	7.5	572	59	3	4	638	856	74.5
		End Pending	11	74	14	99	616	16.1	226	30	1	0	257	616	41.7
10th.....	STARK	New Filed	32	18	9	59	841	7.0	588	7	0	12	607	841	72.2
		Reinstated	0	0	0	0	3	0.0	0	0	0	0	0	3	0.0
		Disposed Of	19	20	5	44	757	5.8	531	6	3	7	547	757	72.3
		End Pending	33	21	12	66	463	14.3	197	1	1	5	204	463	44.1
10th.....	TAZEWELL	New Filed	860	954	449	2,263	25,619	8.8	17,867	48	770	82	18,767	25,619	73.3
		Reinstated	1	1	59	61	199	30.7	136	0	0	0	136	199	68.3
		Disposed Of	643	894	521	2,058	24,253	8.5	18,321	33	782	46	19,182	24,253	79.1
		End Pending	652	342	524	1,518	14,126	10.7	4,423	32	153	29	4,637	14,126	32.8
10th Circuit	CIRCUIT TOTAL	New Filed	1,747	2,693	876	5,316	59,119	9.0	36,028	204	2,022	281	38,535	59,119	65.2
		Reinstated	8	2	59	69	289	23.9	143	1	67	0	211	289	73.0
		Disposed Of	1,519	2,648	985	5,152	58,334	8.8	36,368	244	2,079	225	38,916	58,334	66.7
		End Pending	1,576	1,503	1,240	4,319	45,514	9.5	23,080	82	517	65	23,744	45,514	52.2
11th.....	FORD	New Filed	99	94	48	241	2,668	9.0	1,670	7	39	99	1,815	2,668	68.0
		Reinstated	0	0	0	0	0	0.0	0	0	0	0	0	0	0.0
		Disposed Of	71	64	38	173	2,406	7.2	1,668	6	35	73	1,782	2,406	74.1
		End Pending	192	191	72	455	4,915	9.3	3,124	8	34	88	3,254	4,915	66.2
11th.....	LIVINGSTON	New Filed	385	300	120	805	7,587	10.6	4,952	10	81	267	5,310	7,587	70.0
		Reinstated	0	0	0	0	1	0.0	0	0	0	0	0	1	0.0
		Disposed Of	269	264	95	628	7,407	8.5	4,912	11	66	272	5,261	7,407	71.0
		End Pending	431	249	109	789	6,449	12.2	4,186	7	431	22	4,646	6,449	72.0
11th.....	LOGAN	New Filed	251	186	103	540	6,211	8.7	3,597	39	209	140	3,985	6,211	64.2
		Reinstated	0	0	0	0	1	0.0	0	0	0	0	0	1	0.0
		Disposed Of	202	163	91	456	5,846	7.8	3,318	25	209	176	3,728	5,846	63.8
		End Pending	246	361	79	686	6,072	11.3	3,285	18	35	29	3,367	6,072	55.5

* TOTAL OF ALL CASES IN ALL CATEGORIES: CIVIL; DOMESTIC RELATIONS; CRIMINAL; QUASI-CRIMINAL; AND JUVENILE

**CRIMINAL AND QUASI-CRIMINAL
CASELOAD STATISTICS BY COUNTY
CIRCUIT COURTS OF ILLINOIS
CALENDAR YEAR 2018**

CIRCUIT	COUNTY		CRIMINAL						QUASI-CRIMINAL						
			FELONY	MISDEMEANOR	DUI	TOTAL CRIMINAL CASES	TOTAL * ALL CASES	CRIMINAL AS % OF ALL CASES	TRAFFIC	CONSERVATION CASES	ORDNANCE CASES	CIVIL LAW	TOTAL OF QUASI-CRIMINAL	TOTAL * ALL CASES	QUASI-CRIM AS % OF ALL CASES
11th.....	MCLEAN	New Filed	1,320	1,513	787	3,620	35,336	10.2	23,257	14	755	552	24,578	35,336	69.6
		Reinstated	44	163	49	256	1,177	21.8	374	0	4	2	380	1,177	32.3
		Disposed Of	1,358	1,791	765	3,914	36,611	10.7	23,984	26	818	565	25,393	36,611	69.4
		End Pending	1,009	590	552	2,151	17,544	12.3	9,054	1	309	37	9,401	17,544	53.6
11th.....	WOODFORD	New Filed	213	157	78	448	4,173	10.7	2,426	21	11	240	2,698	4,173	64.7
		Reinstated	0	0	0	0	0	0.0	0	0	0	0	0	0	0.0
		Disposed Of	182	140	74	396	4,587	8.6	2,984	22	21	236	3,263	4,587	71.1
		End Pending	170	193	66	429	6,709	6.4	3,394	41	30	28	3,493	6,709	52.1
11th Circuit	CIRCUIT TOTAL	New Filed	2,268	2,250	1,136	5,654	55,975	10.1	35,902	91	1,095	1,298	38,386	55,975	68.6
		Reinstated	44	163	49	256	1,179	21.7	374	0	4	2	380	1,179	32.2
		Disposed Of	2,082	2,422	1,063	5,567	56,857	9.8	36,866	90	1,149	1,322	39,427	56,857	69.3
		End Pending	2,048	1,584	878	4,510	41,689	10.8	23,043	75	839	204	24,161	41,689	58.0
12th.....	WILL	New Filed	2,472	2,715	1,339	6,526	122,330	5.3	83,417	98	3,586	452	87,553	122,330	71.6
		Reinstated	43	28	25	96	3,654	2.6	2,812	1	124	10	2,947	3,654	80.7
		Disposed Of	2,270	2,883	1,477	6,630	125,755	5.3	86,129	101	3,744	485	90,459	125,755	71.9
		End Pending	3,171	2,539	2,722	8,432	81,942	10.3	54,688	31	4,288	83	59,090	81,942	72.1
12th Circuit	CIRCUIT TOTAL	New Filed	2,472	2,715	1,339	6,526	122,330	5.3	83,417	98	3,586	452	87,553	122,330	71.6
		Reinstated	43	28	25	96	3,654	2.6	2,812	1	124	10	2,947	3,654	80.7
		Disposed Of	2,270	2,883	1,477	6,630	125,755	5.3	86,129	101	3,744	485	90,459	125,755	71.9
		End Pending	3,171	2,539	2,722	8,432	81,942	10.3	54,688	31	4,288	83	59,090	81,942	72.1
13th.....	BUREAU	New Filed	140	335	100	575	4,487	12.8	2,367	154	32	77	2,630	4,487	58.6
		Reinstated	0	0	0	0	2	0.0	0	0	0	0	0	2	0.0
		Disposed Of	130	319	90	539	4,391	12.3	2,246	181	24	60	2,511	4,391	57.2
		End Pending	99	300	119	518	4,617	11.2	2,407	30	44	48	2,529	4,617	54.8
13th.....	GRUNDY	New Filed	215	348	218	781	10,419	7.5	6,785	53	375	3	7,216	10,419	69.3
		Reinstated	0	0	0	0	47	0.0	0	0	0	0	0	47	0.0
		Disposed Of	202	331	182	715	10,035	7.1	6,535	56	375	5	6,971	10,035	69.5
		End Pending	236	178	159	573	3,682	15.6	1,510	3	68	3	1,584	3,682	43.0
13th.....	LASALLE	New Filed	618	886	514	2,018	20,389	9.9	10,435	793	720	493	12,441	20,389	61.0
		Reinstated	43	45	12	100	807	12.4	435	3	62	0	500	807	62.0
		Disposed Of	576	1,003	538	2,117	20,958	10.1	10,739	812	771	486	12,808	20,958	61.1
		End Pending	378	320	281	979	11,076	8.8	7,146	64	24	64	7,298	11,076	65.9
13th Circuit	CIRCUIT TOTAL	New Filed	973	1,569	832	3,374	35,295	9.6	19,587	1,000	1,127	573	22,287	35,295	63.1
		Reinstated	43	45	12	100	856	11.7	435	3	62	0	500	856	58.4
		Disposed Of	908	1,653	810	3,371	35,384	9.5	19,520	1,049	1,170	551	22,290	35,384	63.0
		End Pending	713	798	559	2,070	19,375	10.7	11,063	97	136	115	11,411	19,375	58.9

* TOTAL OF ALL CASES IN ALL CATEGORIES: CIVIL; DOMESTIC RELATIONS; CRIMINAL; QUASI-CRIMINAL; AND JUVENILE

**CRIMINAL AND QUASI-CRIMINAL
CASELOAD STATISTICS BY COUNTY
CIRCUIT COURTS OF ILLINOIS
CALENDAR YEAR 2018**

CIRCUIT	COUNTY		CRIMINAL						QUASI-CRIMINAL						
			FELONY	MISDEMEANOR	DUI	TOTAL CRIMINAL CASES	TOTAL * ALL CASES	CRIMINAL AS % OF ALL CASES	TRAFFIC	CONSERVATION CASES	ORDNANCE CASES	CIVIL LAW	TOTAL OF QUASI-CRIMINAL	TOTAL * ALL CASES	QUASI-CRIM AS % OF ALL CASES
14th.....	HENRY	New Filed	429	393	181	1,003	8,524	11.8	5,556	23	152	205	5,936	8,524	69.6
		Reinstated	0	0	0	0	0	0.0	0	0	0	0	0	0	0.0
		Disposed Of	364	364	170	898	8,038	11.2	5,348	25	158	177	5,708	8,038	71.0
		End Pending	536	626	347	1,509	11,054	13.7	6,980	17	88	80	7,165	11,054	64.8
14th.....	MERCER	New Filed	124	91	68	283	1,715	16.5	775	23	105	0	903	1,715	52.7
		Reinstated	0	0	0	0	0	0.0	0	0	0	0	0	0	0.0
		Disposed Of	128	80	66	274	1,328	20.6	787	30	122	0	939	1,328	70.7
		End Pending	107	93	48	248	3,637	6.8	292	4	107	0	403	3,637	11.1
14th.....	ROCK ISLAND	New Filed	1,153	1,337	493	2,983	27,331	10.9	15,637	86	628	62	16,413	27,331	60.1
		Reinstated	0	0	1	1	9	11.1	0	0	0	0	0	9	0.0
		Disposed Of	895	1,237	519	2,651	26,312	10.1	15,122	81	433	58	15,694	26,312	59.6
		End Pending	1,167	2,025	723	3,915	36,345	10.8	21,096	77	1,805	16	22,994	36,345	63.3
14th.....	WHITESIDE	New Filed	390	258	137	785	9,462	8.3	4,951	54	129	144	5,278	9,462	55.8
		Reinstated	1	0	0	1	11	9.1	0	0	2	0	2	11	18.2
		Disposed Of	371	245	165	781	9,747	8.0	5,101	45	127	132	5,405	9,747	55.5
		End Pending	506	429	202	1,137	9,484	12.0	6,265	33	99	28	6,425	9,484	67.7
14th Circuit	CIRCUIT TOTAL	New Filed	2,096	2,079	879	5,054	47,032	10.7	26,919	186	1,014	411	28,530	47,032	60.7
		Reinstated	1	0	1	2	20	10.0	0	0	2	0	2	20	10.0
		Disposed Of	1,758	1,926	920	4,604	45,425	10.1	26,358	181	840	367	27,746	45,425	61.1
		End Pending	2,316	3,173	1,320	6,809	60,520	11.3	34,633	131	2,099	124	36,987	60,520	61.1
15th.....	CARROLL	New Filed	102	204	44	350	2,399	14.6	1,392	53	68	22	1,535	2,399	64.0
		Reinstated	0	0	0	0	0	0.0	0	0	0	0	0	0	0.0
		Disposed Of	76	175	49	300	2,045	14.7	1,273	40	46	12	1,371	2,045	67.0
		End Pending	95	326	59	480	2,186	22.0	953	73	34	14	1,074	2,186	49.1
15th.....	JO DAVIESS	New Filed	135	181	81	397	4,563	8.7	3,059	93	350	4	3,506	4,563	76.8
		Reinstated	0	0	0	0	0	0.0	0	0	0	0	0	0	0.0
		Disposed Of	109	174	110	393	4,445	8.8	3,008	66	350	4	3,428	4,445	77.1
		End Pending	95	82	45	222	2,808	7.9	1,974	32	99	0	2,105	2,808	75.0
15th.....	LEE	New Filed	279	178	148	605	7,146	8.5	4,557	45	160	108	4,870	7,146	68.2
		Reinstated	0	0	0	0	3	0.0	0	0	0	0	0	3	0.0
		Disposed Of	266	163	150	579	6,957	8.3	4,465	38	160	130	4,793	6,957	68.9
		End Pending	365	346	123	834	6,341	13.2	4,020	23	41	49	4,133	6,341	65.2
15th.....	OGLE	New Filed	232	362	163	757	9,395	8.1	6,543	51	138	341	7,073	9,395	75.3
		Reinstated	0	0	0	0	0	0.0	0	0	0	0	0	0	0.0
		Disposed Of	183	326	152	661	9,099	7.3	6,319	60	157	296	6,832	9,099	75.1
		End Pending	341	783	259	1,383	9,932	13.9	7,074	60	126	80	7,340	9,932	73.9

* TOTAL OF ALL CASES IN ALL CATEGORIES: CIVIL; DOMESTIC RELATIONS; CRIMINAL; QUASI-CRIMINAL; AND JUVENILE

**CRIMINAL AND QUASI-CRIMINAL
CASELOAD STATISTICS BY COUNTY
CIRCUIT COURTS OF ILLINOIS
CALENDAR YEAR 2018**

CIRCUIT	COUNTY		CRIMINAL						QUASI-CRIMINAL						
			FELONY	MISDEMEANOR	DUI	TOTAL CRIMINAL CASES	TOTAL * ALL CASES	CRIMINAL AS % OF ALL CASES	TRAFFIC	CONSERVATION CASES	ORDNANCE CASES	CIVIL LAW	TOTAL OF QUASI-CRIMINAL	TOTAL * ALL CASES	QUASI-CRIM AS % OF ALL CASES
15th.....	STEPHENSON	New Filed	390	966	169	1,525	11,555	13.2	7,525	36	723	11	8,295	11,555	71.8
		Reinstated	0	0	0	0	1	0.0	0	0	0	0	0	1	0.0
		Disposed Of	340	927	142	1,409	11,059	12.7	7,167	16	706	13	7,902	11,059	71.5
		End Pending	351	633	145	1,129	6,727	16.8	4,013	28	345	2	4,388	6,727	65.2
15th Circuit	CIRCUIT TOTAL	New Filed	1,138	1,891	605	3,634	35,058	10.4	23,076	278	1,439	486	25,279	35,058	72.1
		Reinstated	0	0	0	0	4	0.0	0	0	0	0	0	4	0.0
		Disposed Of	974	1,765	603	3,342	33,605	9.9	22,232	220	1,419	455	24,326	33,605	72.4
		End Pending	1,247	2,170	631	4,048	27,994	14.5	18,034	216	645	145	19,040	27,994	68.0
16th.....	KANE	New Filed	2,505	3,406	1,655	7,566	89,521	8.5	63,063	63	2,532	278	65,936	89,521	73.7
		Reinstated	13	28	29	70	1,403	5.0	395	0	36	0	431	1,403	30.7
		Disposed Of	2,097	3,295	1,416	6,808	50,555	13.5	30,904	33	1,755	162	32,854	50,555	65.0
		End Pending	4,592	3,567	2,807	10,966	118,521	9.3	59,916	64	6,064	412	66,456	118,521	56.1
16th Circuit	CIRCUIT TOTAL	New Filed	2,505	3,406	1,655	7,566	89,521	8.5	63,063	63	2,532	278	65,936	89,521	73.7
		Reinstated	13	28	29	70	1,403	5.0	395	0	36	0	431	1,403	30.7
		Disposed Of	2,097	3,295	1,416	6,808	50,555	13.5	30,904	33	1,755	162	32,854	50,555	65.0
		End Pending	4,592	3,567	2,807	10,966	118,521	9.3	59,916	64	6,064	412	66,456	118,521	56.1
17th.....	BOONE	New Filed	440	427	260	1,127	14,375	7.8	10,410	12	275	686	11,383	14,375	79.2
		Reinstated	0	1	0	1	10	10.0	1	0	0	0	1	10	10.0
		Disposed Of	442	479	299	1,220	14,772	8.3	10,759	3	287	631	11,680	14,772	79.1
		End Pending	505	885	422	1,812	13,451	13.5	10,560	9	73	89	10,731	13,451	79.8
17th.....	WINNEBAGO	New Filed	3,360	3,629	1,395	8,384	60,464	13.9	35,192	135	709	766	36,802	60,464	60.9
		Reinstated	5	2	0	7	273	2.6	0	0	0	0	0	273	0.0
		Disposed Of	3,166	3,294	1,485	7,945	59,595	13.3	35,135	152	679	768	36,734	59,595	61.6
		End Pending	4,246	7,190	2,177	13,613	75,188	18.1	38,385	186	497	174	39,242	75,188	52.2
17th Circuit	CIRCUIT TOTAL	New Filed	3,800	4,056	1,655	9,511	74,839	12.7	45,602	147	984	1,452	48,185	74,839	64.4
		Reinstated	5	3	0	8	283	2.8	1	0	0	0	1	283	0.4
		Disposed Of	3,608	3,773	1,784	9,165	74,367	12.3	45,894	155	966	1,399	48,414	74,367	65.1
		End Pending	4,751	8,075	2,599	15,425	88,639	17.4	48,945	195	570	263	49,973	88,639	56.4
18th.....	DUPAGE	New Filed	2,926	4,374	4,489	11,789	179,328	6.6	135,673	643	5,366	460	142,142	179,328	79.3
		Reinstated	792	1,275	646	2,713	11,696	23.2	8,033	33	263	10	8,339	11,696	71.3
		Disposed Of	3,186	5,595	5,263	14,044	192,933	7.3	144,966	743	5,976	481	152,166	192,933	78.9
		End Pending	2,697	2,705	3,382	8,784	53,702	16.4	26,941	75	2,766	69	29,851	53,702	55.6
18th Circuit	CIRCUIT TOTAL	New Filed	2,926	4,374	4,489	11,789	179,328	6.6	135,673	643	5,366	460	142,142	179,328	79.3
		Reinstated	792	1,275	646	2,713	11,696	23.2	8,033	33	263	10	8,339	11,696	71.3
		Disposed Of	3,186	5,595	5,263	14,044	192,933	7.3	144,966	743	5,976	481	152,166	192,933	78.9
		End Pending	2,697	2,705	3,382	8,784	53,702	16.4	26,941	75	2,766	69	29,851	53,702	55.6

* TOTAL OF ALL CASES IN ALL CATEGORIES: CIVIL; DOMESTIC RELATIONS; CRIMINAL; QUASI-CRIMINAL; AND JUVENILE

**CRIMINAL AND QUASI-CRIMINAL
CASELOAD STATISTICS BY COUNTY
CIRCUIT COURTS OF ILLINOIS
CALENDAR YEAR 2018**

CIRCUIT	COUNTY		CRIMINAL						QUASI-CRIMINAL						
			FELONY	MISDEMEANOR	DUI	TOTAL CRIMINAL CASES	TOTAL * ALL CASES	CRIMINAL AS % OF ALL CASES	TRAFFIC	CONSERVATION CASES	ORDINANCE CASES	CIVIL LAW	TOTAL OF QUASI-CRIMINAL CASES	TOTAL * ALL CASES	QUASI-CRIM AS % OF ALL CASES
19th.....	LAKE	New Filed	2,968	3,509	2,091	8,568	127,130	6.7	92,597	334	3,312	322	96,565	127,130	76.0
		Reinstated	300	265	107	672	4,118	16.3	2,314	5	47	5	2,371	4,118	57.6
		Disposed Of	2,409	4,639	2,184	9,232	131,524	7.0	94,327	365	3,361	354	98,407	131,524	74.8
		End Pending	1,718	1,564	1,241	4,523	38,743	11.7	19,449	48	1,005	87	20,589	38,743	53.1
19th Circuit	CIRCUIT TOTAL	New Filed	2,968	3,509	2,091	8,568	127,130	6.7	92,597	334	3,312	322	96,565	127,130	76.0
		Reinstated	300	265	107	672	4,118	16.3	2,314	5	47	5	2,371	4,118	57.6
		Disposed Of	2,409	4,639	2,184	9,232	131,524	7.0	94,327	365	3,361	354	98,407	131,524	74.8
		End Pending	1,718	1,564	1,241	4,523	38,743	11.7	19,449	48	1,005	87	20,589	38,743	53.1
20th.....	MONROE	New Filed	222	229	156	607	5,599	10.8	3,913	32	223	3	4,171	5,599	74.5
		Reinstated	0	1	0	1	6	16.7	0	0	0	0	0	6	0.0
		Disposed Of	155	196	143	494	4,771	10.4	3,337	34	194	7	3,572	4,771	74.9
		End Pending	240	246	113	599	4,894	12.2	3,324	7	156	7	3,494	4,894	71.4
20th.....	PERRY	New Filed	223	173	55	451	3,756	12.0	1,851	105	490	105	2,551	3,756	67.9
		Reinstated	0	0	0	0	0	0.0	0	0	0	0	0	0	0.0
		Disposed Of	175	156	62	393	3,429	11.5	1,823	111	483	90	2,507	3,429	73.1
		End Pending	164	89	44	297	3,507	8.5	991	45	143	21	1,200	3,507	34.2
20th.....	RANDOLPH	New Filed	242	295	50	587	4,302	13.6	1,888	63	276	0	2,227	4,302	51.8
		Reinstated	0	0	0	0	4	0.0	0	0	0	0	0	4	0.0
		Disposed Of	213	254	28	495	4,019	12.3	1,809	62	281	0	2,152	4,019	53.5
		End Pending	198	154	53	405	2,850	14.2	771	9	123	0	903	2,850	31.7
20th.....	ST. CLAIR	New Filed	1,954	4,618	819	7,391	59,720	12.4	35,850	97	2,895	0	38,842	59,720	65.0
		Reinstated	580	0	0	580	580	100.0	0	0	0	0	0	580	0.0
		Disposed Of	2,165	4,432	953	7,550	60,726	12.4	36,293	97	2,851	0	39,241	60,726	64.6
		End Pending	1,586	9,156	2,032	12,774	57,042	22.4	29,425	116	6,076	0	35,617	57,042	62.4
20th.....	WASHINGTON	New Filed	120	151	40	311	2,406	12.9	1,435	19	16	47	1,517	2,406	63.1
		Reinstated	0	0	0	0	0	0.0	0	0	0	0	0	0	0.0
		Disposed Of	97	161	45	303	2,284	13.3	1,478	19	20	39	1,556	2,284	68.1
		End Pending	100	105	29	234	2,843	8.2	1,642	8	8	17	1,675	2,843	58.9
20th Circuit	CIRCUIT TOTAL	New Filed	2,761	5,466	1,120	9,347	75,783	12.3	44,937	316	3,900	155	49,308	75,783	65.1
		Reinstated	580	1	0	581	590	98.5	0	0	0	0	0	590	0.0
		Disposed Of	2,805	5,199	1,231	9,235	75,229	12.3	44,740	323	3,829	136	49,028	75,229	65.2
		End Pending	2,288	9,750	2,271	14,309	71,136	20.1	36,153	185	6,506	45	42,889	71,136	60.3
21st.....	IROQUOIS	New Filed	188	269	56	513	5,129	10.0	3,157	10	70	94	3,331	5,129	64.9
		Reinstated	0	0	0	0	1	0.0	0	0	0	0	0	1	0.0
		Disposed Of	143	252	72	467	4,645	10.1	2,880	15	63	75	3,033	4,645	65.3
		End Pending	278	502	159	939	10,363	9.1	7,672	49	189	39	7,949	10,363	76.7

* TOTAL OF ALL CASES IN ALL CATEGORIES: CIVIL; DOMESTIC RELATIONS; CRIMINAL; QUASI-CRIMINAL; AND JUVENILE

**CRIMINAL AND QUASI-CRIMINAL
CASELOAD STATISTICS BY COUNTY
CIRCUIT COURTS OF ILLINOIS
CALENDAR YEAR 2018**

CIRCUIT	COUNTY		CRIMINAL						QUASI-CRIMINAL						
			FELONY	MISDEMEANOR	DUI	TOTAL CRIMINAL CASES	TOTAL * ALL CASES	CRIMINAL AS % OF ALL CASES	TRAFFIC	CONSERVATION CASES	ORDNANCE CASES	CIVIL LAW	TOTAL OF QUASI-CRIMINAL	TOTAL * ALL CASES	QUASI-CRIM AS % OF ALL CASES
21st.....	KANKAKEE	New Filed	824	861	312	1,997	22,478	8.9	13,896	67	836	111	14,910	22,478	66.3
		Reinstated	0	0	0	0	0	0.0	0	0	0	0	0	0	0.0
		Disposed Of	459	537	111	1,107	16,369	6.8	9,061	43	647	63	9,814	16,369	60.0
		End Pending	1,421	4,752	1,547	7,720	54,066	14.3	30,321	213	1,115	94	31,743	54,066	58.7
21st Circuit	CIRCUIT TOTAL	New Filed	1,012	1,130	368	2,510	27,607	9.1	17,053	77	906	205	18,241	27,607	66.1
		Reinstated	0	0	0	0	1	0.0	0	0	0	0	0	1	0.0
		Disposed Of	602	789	183	1,574	21,014	7.5	11,941	58	710	138	12,847	21,014	61.1
		End Pending	1,699	5,254	1,706	8,659	64,429	13.4	37,993	262	1,304	133	39,692	64,429	61.6
22nd.....	MCHENRY	New Filed	1,244	1,754	925	3,923	58,229	6.7	41,543	257	2,436	472	44,708	58,229	76.8
		Reinstated	71	67	37	175	2,050	8.5	1,246	6	31	1	1,284	2,050	62.6
		Disposed Of	1,413	1,855	973	4,241	60,156	7.1	42,258	289	2,406	412	45,365	60,156	75.4
		End Pending	1,083	1,312	814	3,209	17,067	18.8	8,901	22	652	128	9,703	17,067	56.9
22nd Circuit	CIRCUIT TOTAL	New Filed	1,244	1,754	925	3,923	58,229	6.7	41,543	257	2,436	472	44,708	58,229	76.8
		Reinstated	71	67	37	175	2,050	8.5	1,246	6	31	1	1,284	2,050	62.6
		Disposed Of	1,413	1,855	973	4,241	60,156	7.1	42,258	289	2,406	412	45,365	60,156	75.4
		End Pending	1,083	1,312	814	3,209	17,067	18.8	8,901	22	652	128	9,703	17,067	56.9
23rd.....	DEKALB	New Filed	813	1,330	466	2,609	19,240	13.6	11,765	29	604	331	12,729	19,240	66.2
		Reinstated	60	77	8	145	810	17.9	606	0	58	1	665	810	82.1
		Disposed Of	748	1,228	459	2,435	20,279	12.0	12,743	23	747	334	13,847	20,279	68.3
		End Pending	1,462	1,851	561	3,874	12,848	30.2	6,225	16	519	117	6,877	12,848	53.5
23rd.....	KENDALL	New Filed	495	718	245	1,458	12,968	11.2	7,081	20	5	129	7,235	12,968	55.8
		Reinstated	10	5	0	15	218	6.9	0	0	0	2	2	218	0.9
		Disposed Of	521	721	238	1,480	13,236	11.2	7,102	20	4	152	7,278	13,236	55.0
		End Pending	551	857	269	1,677	7,419	22.6	2,966	0	1	38	3,005	7,419	40.5
23rd Circuit	CIRCUIT TOTAL	New Filed	1,308	2,048	711	4,067	32,208	12.6	18,846	49	609	460	19,964	32,208	62.0
		Reinstated	70	82	8	160	1,028	15.6	606	0	58	3	667	1,028	64.9
		Disposed Of	1,269	1,949	697	3,915	33,515	11.7	19,845	43	751	486	21,125	33,515	63.0
		End Pending	2,013	2,708	830	5,551	20,267	27.4	9,191	16	520	155	9,882	20,267	48.8
	DOWNSTATE TOTAL	New Filed	53,254	60,957	24,830	139,041	1,464,022	9.5	944,924	6,012	44,205	12,412	1,007,553	1,464,022	68.8
		Reinstated	2,750	2,061	1,010	5,821	29,422	19.8	16,949	49	744	150	17,892	29,422	60.8
		Disposed Of	49,157	60,870	26,239	136,266	1,431,190	9.5	922,172	6,303	44,015	11,632	984,122	1,431,190	68.8
		End Pending	57,886	74,066	31,259	163,211	1,309,118	12.5	688,704	3,345	40,588	4,064	736,701	1,309,118	56.3
Cook	COOK	New Filed	21,675	95,142	7,260	124,077	940,753	13.2	420,886	2,354	151,646	4,425	579,311	940,753	61.6
		Reinstated	0	0	0	0	13,581	0.0	0	0	0	0	0	13,581	0.0
		Disposed Of	19,499	48,790	6,345	74,634	737,147	10.1	337,313	2,090	77,982	188	417,573	737,147	56.6
		End Pending	24,624	123,782	16,334	164,740	1,463,995	11.3	800,501	5,365	87,357	9,623	902,846	1,463,995	61.7
	STATE TOTAL	New Filed	74,929	156,099	32,090	263,118	2,404,775	10.9	1,365,810	8,366	195,851	16,837	1,586,864	2,404,775	66.0
		Reinstated	2,750	2,061	1,010	5,821	43,003	13.5	16,949	49	744	150	17,892	43,003	41.6
		Disposed Of	68,656	109,660	32,584	210,900	2,168,337	9.7	1,259,485	8,393	121,997	11,820	1,401,695	2,168,337	64.6
		End Pending	82,510	197,848	47,593	327,951	2,773,113	11.8	1,489,205	8,710	127,945	13,687	1,639,547	2,773,113	59.1

* TOTAL OF ALL CASES IN ALL CATEGORIES: CIVIL; DOMESTIC RELATIONS; CRIMINAL; QUASI-CRIMINAL; AND JUVENILE

**JUVENILE CASELOAD STATISTICS BY COUNTY
CIRCUIT COURTS OF ILLINOIS
CALENDAR YEAR 2018**

CIRCUIT	COUNTY		ABUSE & NEGLECT	DELIN- QUENT	OTHER **	TOTAL JUVENILE	TOTAL * ALL CASES	JUVENILE AS % OF ALL CASES	CIRCUIT	COUNTY		ABUSE & NEGLECT	DELIN- QUENT	OTHER **	TOTAL JUVENILE	TOTAL * ALL CASES	JUVENILE AS % OF ALL CASES
1st	ALEXANDER	New Filed	0	11	9	20	3,672	0.5	1st Circuit	CIRCUIT TOTAL	New Filed	333	243	54	630	64,166	1.0
		Reinstated	0	0	0	0	0	0.0			Reinstated	0	0	0	0	98	0.0
		Disposed Of	0	1	3	4	2,560	0.2			Disposed Of	207	222	29	458	59,587	0.8
		End Pending	62	158	239	459	37,579	1.2			End Pending	917	715	409	2041	139,311	1.5
1st	JACKSON	New Filed	30	77	2	109	9,919	1.1	2nd	CRAWFORD	New Filed	22	26	0	48	3,035	1.6
		Reinstated	0	0	0	0	7	0.0			Reinstated	0	0	0	0	7	0.0
		Disposed Of	33	87	3	123	10,163	1.2			Disposed Of	15	23	0	38	2,972	1.3
		End Pending	60	24	8	92	3,479	2.6			End Pending	83	154	2	239	3,217	7.4
1st	JOHNSON	New Filed	10	12	0	22	3,296	0.7	2nd	EDWARDS	New Filed	3	17	0	20	1,198	1.7
		Reinstated	0	0	0	0	1	0.0			Reinstated	0	0	0	0	0	0.0
		Disposed Of	1	17	0	18	3,042	0.6			Disposed Of	5	17	0	22	1,117	2.0
		End Pending	19	4	0	23	8,476	0.3			End Pending	6	11	0	17	609	2.8
1st	MASSAC	New Filed	23	23	3	49	9,679	0.5	2nd	FRANKLIN	New Filed	81	67	7	155	6,441	2.4
		Reinstated	0	0	0	0	2	0.0			Reinstated	0	0	0	0	0	0.0
		Disposed Of	10	20	1	31	8,432	0.4			Disposed Of	66	67	9	142	5,498	2.6
		End Pending	71	56	10	137	6,023	2.3			End Pending	161	61	15	237	10,939	2.2
1st	POPE	New Filed	6	6	0	12	1,093	1.1	2nd	GALLATIN	New Filed	4	9	0	13	1,076	1.2
		Reinstated	0	0	0	0	0	0.0			Reinstated	0	0	0	0	0	0.0
		Disposed Of	1	1	0	2	1,061	0.2			Disposed Of	0	3	0	3	1,010	0.3
		End Pending	9	12	0	21	626	3.4			End Pending	28	22	0	50	1,210	4.1
1st	PULASKI	New Filed	13	5	0	18	10,420	0.2	2nd	HAMILTON	New Filed	10	19	0	29	1,041	2.8
		Reinstated	0	0	0	0	0	0.0			Reinstated	0	0	0	0	0	0.0
		Disposed Of	0	0	0	0	9,785	0.0			Disposed Of	0	2	0	2	1,005	0.2
		End Pending	129	193	55	377	63,013	0.6			End Pending	31	80	0	111	830	13.4
1st	SALINE	New Filed	85	55	3	143	4,931	2.9	2nd	HARDIN	New Filed	3	1	0	4	678	0.6
		Reinstated	0	0	0	0	4	0.0			Reinstated	0	0	0	0	0	0.0
		Disposed Of	67	66	6	139	4,568	3.0			Disposed Of	0	1	0	1	634	0.2
		End Pending	147	39	11	197	5,489	3.6			End Pending	9	11	0	20	851	2.4
1st	UNION	New Filed	61	15	0	76	4,478	1.7	2nd	JEFFERSON	New Filed	131	60	0	191	7,547	2.5
		Reinstated	0	0	0	0	0	0.0			Reinstated	0	0	0	0	12	0.0
		Disposed Of	0	0	0	0	4,101	0.0			Disposed Of	58	37	0	95	7,053	1.3
		End Pending	202	197	43	442	5,326	8.3			End Pending	301	244	87	632	9,555	6.6
1st	WILLIAMSON	New Filed	105	39	37	181	16,678	1.1	2nd	LAWRENCE	New Filed	19	7	0	26	1,839	1.4
		Reinstated	0	0	0	0	84	0.0			Reinstated	0	0	0	0	0	0.0
		Disposed Of	95	30	16	141	15,875	0.9			Disposed Of	0	7	0	7	1,677	0.4
		End Pending	218	32	43	293	9,300	3.2			End Pending	127	48	0	175	3,052	5.7

* TOTAL OF ALL CASES IN ALL CATEGORIES: CIVIL; DOMESTIC RELATIONS; CRIMINAL; QUASI-CRIMINAL; AND JUVENILE

** INCLUDES ADDICTED MINORS, MINORS REQUIRING AUTHORITATIVE INTERVENTION, AND TRUANTS.

**JUVENILE CASELOAD STATISTICS BY COUNTY
CIRCUIT COURTS OF ILLINOIS
CALENDAR YEAR 2018**

CIRCUIT	COUNTY		ABUSE & NEGLECT	DELIN- QUENT	OTHER **	TOTAL JUVENILE	TOTAL * ALL CASES	JUVENILE AS % OF ALL CASES	CIRCUIT	COUNTY		ABUSE & NEGLECT	DELIN- QUENT	OTHER **	TOTAL JUVENILE	TOTAL * ALL CASES	JUVENILE AS % OF ALL CASES
2nd	RICHLAND	New Filed	45	86	0	131	2,887	4.5	4th	CLAY	New Filed	19	18	0	37	1,857	2.0
		Reinstated	0	0	0	0	0	0.0			Reinstated	0	0	0	0	0	0.0
		Disposed Of	29	92	0	121	2,837	4.3			Disposed Of	8	22	0	30	1,776	1.7
		End Pending	87	66	0	153	1,993	7.7			End Pending	23	15	3	41	845	4.9
2nd	WABASH	New Filed	27	30	0	57	1,938	2.9	4th	CLINTON	New Filed	14	51	9	74	3,845	1.9
		Reinstated	0	0	0	0	0	0.0			Reinstated	0	0	0	0	0	0.0
		Disposed Of	10	11	0	21	1,839	1.1			Disposed Of	12	43	5	60	3,747	1.6
		End Pending	79	37	2	118	2,099	5.6			End Pending	50	25	15	90	3,112	2.9
2nd	WAYNE	New Filed	54	19	0	73	2,477	2.9	4th	EFFINGHAM	New Filed	41	62	1	104	7,666	1.4
		Reinstated	0	0	0	0	1	0.0			Reinstated	0	0	0	0	111	0.0
		Disposed Of	15	14	0	29	2,527	1.1			Disposed Of	21	68	1	90	7,271	1.2
		End Pending	128	44	0	172	6,240	2.8			End Pending	152	296	3	451	9,797	4.6
2nd	WHITE	New Filed	18	85	4	107	3,060	3.5	4th	FAYETTE	New Filed	54	35	0	89	5,641	1.6
		Reinstated	0	0	0	0	0	0.0			Reinstated	7	6	0	13	145	9.0
		Disposed Of	10	86	3	99	2,972	3.3			Disposed Of	42	46	1	89	5,426	1.6
		End Pending	35	77	2	114	6,716	1.7			End Pending	40	37	1	78	5,286	1.5
2nd Circuit	CIRCUIT TOTAL	New Filed	417	426	11	854	33,217	2.6	4th	JASPER	New Filed	8	17	0	25	1,636	1.5
		Reinstated	0	0	0	0	20	0.0			Reinstated	0	0	0	0	0	0.0
		Disposed Of	208	360	12	580	31,141	1.9			Disposed Of	6	9	1	16	1,608	1.0
		End Pending	1,075	855	108	2,038	47,311	4.3			End Pending	20	14	3	37	923	4.0
3rd	BOND	New Filed	18	23	0	41	7,201	0.6	4th	MARION	New Filed	128	88	19	235	7,498	3.1
		Reinstated	0	0	0	0	0	0.0			Reinstated	0	0	0	0	22	0.0
		Disposed Of	0	10	1	11	7,243	0.2			Disposed Of	52	101	14	167	8,346	2.0
		End Pending	164	81	45	290	10,775	2.7			End Pending	173	29	23	225	4,163	5.4
3rd	MADISON	New Filed	349	358	17	724	67,997	1.1	4th	MONTGOMERY	New Filed	32	35	0	67	7,753	0.9
		Reinstated	0	0	0	0	490	0.0			Reinstated	0	0	0	0	4	0.0
		Disposed Of	341	303	12	656	64,450	1.0			Disposed Of	21	36	0	57	7,784	0.7
		End Pending	156	253	18	427	63,358	0.7			End Pending	66	29	0	95	6,342	1.5
3rd Circuit	CIRCUIT TOTAL	New Filed	367	381	17	765	75,198	1.0	4th	SHELBY	New Filed	30	34	0	64	1,936	3.3
		Reinstated	0	0	0	0	490	0.0			Reinstated	0	0	0	0	0	0.0
		Disposed Of	341	313	13	667	71,693	0.9			Disposed Of	7	29	0	36	2,227	1.6
		End Pending	320	334	63	717	74,133	1.0			End Pending	80	64	0	144	2,440	5.9
4th	CHRISTIAN	New Filed	88	39	0	127	5,730	2.2	4th Circuit	CIRCUIT TOTAL	New Filed	414	379	29	822	43,562	1.9
		Reinstated	0	0	0	0	22	0.0			Reinstated	7	6	0	13	304	4.3
		Disposed Of	51	38	0	89	5,720	1.6			Disposed Of	220	392	22	634	43,905	1.4
		End Pending	155	21	1	177	4,677	3.8			End Pending	759	530	49	1,338	37,585	3.6

* TOTAL OF ALL CASES IN ALL CATEGORIES: CIVIL; CRIMINAL; TRAFFIC, CONSERVATION, AND ORDINANCE; AND JUVENILE.

** INCLUDES ADDICTED MINORS, MINORS REQUIRING AUTHORITATIVE INTERVENTION, AND TRUANTS.

**JUVENILE CASELOAD STATISTICS BY COUNTY
CIRCUIT COURTS OF ILLINOIS
CALENDAR YEAR 2018**

CIRCUIT	COUNTY		ABUSE & NEGLECT	DELIN- QUENT	OTHER **	TOTAL JUVENILE	TOTAL * ALL CASES	JUVENILE AS % OF ALL CASES	CIRCUIT	COUNTY		ABUSE & NEGLECT	DELIN- QUENT	OTHER **	TOTAL JUVENILE	TOTAL * ALL CASES	JUVENILE AS % OF ALL CASES
5th	CLARK	New Filed	0	10	0	10	3,240	0.3	6th	MACON	New Filed	294	208	0	502	21,698	2.3
		Reinstated	0	0	0	0	2	0.0			Reinstated	0	0	0	0	2	0.0
		Disposed Of	0	0	0	0	2,458	0.0			Disposed Of	222	173	0	395	20,874	1.9
		End Pending	33	75	0	108	4,469	2.4			End Pending	573	386	9	968	14,533	6.7
5th	COLES	New Filed	80	37	2	119	9,224	1.3	6th	MOULTRIE	New Filed	19	21	0	40	2,258	1.8
		Reinstated	0	0	0	0	0	0.0			Reinstated	0	0	0	0	11	0.0
		Disposed Of	0	0	0	0	7,481	0.0			Disposed Of	5	9	0	14	2,003	0.7
		End Pending	347	530	49	926	21,342	4.3			End Pending	22	26	0	48	995	4.8
5th	CUMBERLAND	New Filed	7	13	0	20	1,540	1.3	6th	PIATT	New Filed	46	12	0	58	1,945	3.0
		Reinstated	0	0	0	0	0	0.0			Reinstated	0	0	0	0	0	0.0
		Disposed Of	0	5	0	5	1,327	0.4			Disposed Of	25	10	0	35	1,732	2.0
		End Pending	77	127	15	219	5,285	4.1			End Pending	46	6	0	52	2,703	1.9
5th	EDGAR	New Filed	21	37	0	58	2,586	2.2	6th Circuit	CIRCUIT TOTAL	New Filed	484	471	17	972	63,725	1.5
		Reinstated	0	0	0	0	0	0.0			Reinstated	8	22	2	32	1,258	2.5
		Disposed Of	0	0	0	0	2,067	0.0			Disposed Of	353	394	15	762	60,869	1.3
		End Pending	37	100	0	137	4,108	3.3			End Pending	1,321	1,020	136	2,477	68,945	3.6
5th	VERMILION	New Filed	141	166	2	309	12,954	2.4	7th	GREENE	New Filed	17	14	0	31	2,431	1.3
		Reinstated	0	0	0	0	0	0.0			Reinstated	0	0	0	0	31	0.0
		Disposed Of	53	128	19	200	10,006	2.0			Disposed Of	13	12	0	25	2,479	1.0
		End Pending	333	631	157	1,121	22,868	4.9			End Pending	32	10	0	42	954	4.4
5th Circuit	CIRCUIT TOTAL	New Filed	249	263	4	516	29,544	1.7	7th	JERSEY	New Filed	30	44	0	74	5,173	1.4
		Reinstated	0	0	0	0	2	0.0			Reinstated	0	0	0	0	0	0.0
		Disposed Of	53	133	19	205	23,339	0.9			Disposed Of	13	28	0	41	4,987	0.8
		End Pending	827	1,463	221	2,511	58,072	4.3			End Pending	84	44	1	129	2,957	4.4
6th	CHAMPAIGN	New Filed	96	185	15	296	30,882	1.0	7th	MACOUPIN	New Filed	55	25	2	82	10,118	0.8
		Reinstated	8	22	2	32	1,236	2.6			Reinstated	0	0	0	0	3	0.0
		Disposed Of	90	173	13	276	29,765	0.9			Disposed Of	30	31	3	64	9,787	0.7
		End Pending	613	311	113	1,037	43,476	2.4			End Pending	228	188	72	488	11,171	4.4
6th	DEWITT	New Filed	11	19	1	31	3,505	0.9	7th	MORGAN	New Filed	25	29	0	54	5,012	1.1
		Reinstated	0	0	0	0	0	0.0			Reinstated	0	0	0	0	5	0.0
		Disposed Of	0	1	0	1	3,283	0.0			Disposed Of	7	8	0	15	4,596	0.3
		End Pending	56	286	13	355	4,246	8.4			End Pending	60	22	0	82	3,058	2.7
6th	DOUGLAS	New Filed	18	26	1	45	3,437	1.3	7th	SANGAMON	New Filed	271	218	14	503	51,902	1.0
		Reinstated	0	0	0	0	9	0.0			Reinstated	0	0	0	0	11	0.0
		Disposed Of	11	28	2	41	3,212	1.3			Disposed Of	505	397	21	923	65,409	1.4
		End Pending	11	5	1	17	2,992	0.6			End Pending	842	372	75	1,289	67,316	1.9

* TOTAL OF ALL CASES IN ALL CATEGORIES: CIVIL; CRIMINAL; TRAFFIC, CONSERVATION, AND ORDINANCE; AND JUVENILE.

** INCLUDES ADDICTED MINORS, MINORS REQUIRING AUTHORITATIVE INTERVENTION, AND TRUANTS.

**JUVENILE CASELOAD STATISTICS BY COUNTY
CIRCUIT COURTS OF ILLINOIS
CALENDAR YEAR 2018**

CIRCUIT	COUNTY		ABUSE & NEGLECT	DELIN- QUENT	OTHER **	TOTAL JUVENILE	TOTAL * ALL CASES	JUVENILE AS % OF ALL CASES	CIRCUIT	COUNTY		ABUSE & NEGLECT	DELIN- QUENT	OTHER **	TOTAL JUVENILE	TOTAL * ALL CASES	JUVENILE AS % OF ALL CASES
7th	SCOTT	New Filed	7	7	0	14	1,005	1.4	8th	SCHUYLER	New Filed	6	6	0	12	1,792	0.7
		Reinstated	0	0	0	0	1	0.0			Reinstated	0	0	0	0	0	0.0
		Disposed Of	0	0	0	0	855	0.0			Disposed Of	3	4	0	7	1,780	0.4
		End Pending	25	88	0	113	1,127	10.0			End Pending	12	3	1	16	1,328	1.2
7th Circuit	CIRCUIT TOTAL	New Filed	405	337	16	758	75,641	1.0	8th Circuit	CIRCUIT TOTAL	New Filed	173	152	3	328	28,509	1.2
		Reinstated	0	0	0	0	51	0.0			Reinstated	0	0	0	0	23	0.0
		Disposed Of	568	476	24	1,068	88,113	1.2			Disposed Of	128	148	12	288	27,396	1.1
		End Pending	1,271	724	148	2,143	86,583	2.5			End Pending	493	546	60	1,099	21,597	5.1
8th	ADAMS	New Filed	85	78	2	165	13,599	1.2	9th	FULTON	New Filed	58	37	6	101	6,033	1.7
		Reinstated	0	0	0	0	1	0.0			Reinstated	0	0	0	0	5	0.0
		Disposed Of	79	96	12	187	13,174	1.4			Disposed Of	16	18	3	37	5,549	0.7
		End Pending	214	103	9	326	8,104	4.0			End Pending	128	141	12	281	3,838	7.3
8th	BROWN	New Filed	5	2	0	7	944	0.7	9th	HANCOCK	New Filed	24	17	1	42	2,604	1.6
		Reinstated	0	0	0	0	0	0.0			Reinstated	0	0	0	0	0	0.0
		Disposed Of	0	0	0	0	903	0.0			Disposed Of	17	18	3	38	2,808	1.4
		End Pending	12	5	0	17	631	2.7			End Pending	14	4	0	18	2,129	0.8
8th	CALHOUN	New Filed	4	1	0	5	900	0.6	9th	HENDERSON	New Filed	3	8	0	11	3,446	0.3
		Reinstated	0	0	0	0	0	0.0			Reinstated	0	0	0	0	0	0.0
		Disposed Of	2	1	0	3	879	0.3			Disposed Of	8	14	0	22	3,538	0.6
		End Pending	3	1	0	4	412	1.0			End Pending	4	1	0	5	1,434	0.3
8th	CASS	New Filed	32	16	0	48	2,022	2.4	9th	KNOX	New Filed	54	101	0	155	11,477	1.4
		Reinstated	0	0	0	0	13	0.0			Reinstated	0	0	0	0	0	0.0
		Disposed Of	25	11	0	36	1,905	1.9			Disposed Of	43	105	0	148	10,641	1.4
		End Pending	41	16	0	57	1,404	4.1			End Pending	108	74	0	182	9,351	1.9
8th	MASON	New Filed	15	22	0	37	4,024	0.9	9th	MCDONOUGH	New Filed	46	30	0	76	4,238	1.8
		Reinstated	0	0	0	0	0	0.0			Reinstated	0	0	0	0	0	0.0
		Disposed Of	13	34	0	47	3,819	1.2			Disposed Of	46	31	0	77	4,627	1.7
		End Pending	90	27	0	117	3,433	3.4			End Pending	101	103	6	210	6,539	3.2
8th	MENARD	New Filed	6	6	0	12	1,131	1.1	9th	WARREN	New Filed	19	35	0	54	3,208	1.7
		Reinstated	0	0	0	0	8	0.0			Reinstated	0	0	0	0	0	0.0
		Disposed Of	6	2	0	8	1,189	0.7			Disposed Of	0	0	0	0	3,331	0.0
		End Pending	18	2	0	20	657	3.0			End Pending	73	109	1	183	2,752	6.6
8th	PIKE	New Filed	20	21	1	42	4,097	1.0	9th Circuit	CIRCUIT TOTAL	New Filed	204	228	7	439	31,006	1.4
		Reinstated	0	0	0	0	1	0.0			Reinstated	0	0	0	0	5	0.0
		Disposed Of	0	0	0	0	3,747	0.0			Disposed Of	130	186	6	322	30,494	1.1
		End Pending	103	389	50	542	5,628	9.6			End Pending	428	432	19	879	26,043	3.4

* TOTAL OF ALL CASES IN ALL CATEGORIES: CIVIL; DOMESTIC RELATIONS; CRIMINAL; QUASI-CRIMINAL; AND JUVENILE

** INCLUDES ADDICTED MINORS, MINORS REQUIRING AUTHORITATIVE INTERVENTION, AND TRUANTS.

**JUVENILE CASELOAD STATISTICS BY COUNTY
CIRCUIT COURTS OF ILLINOIS
CALENDAR YEAR 2018**

CIRCUIT	COUNTY		ABUSE & NEGLECT	DELIN- QUENT	OTHER **	TOTAL JUVENILE	TOTAL * ALL CASES	JUVENILE AS % OF ALL CASES	CIRCUIT	COUNTY		ABUSE & NEGLECT	DELIN- QUENT	OTHER **	TOTAL JUVENILE	TOTAL * ALL CASES	JUVENILE AS % OF ALL CASES
10th	MARSHALL	New Filed	0	6	0	6	1,121	0.5	11th	MCLEAN	New Filed	116	169	0	285	35,336	0.8
		Reinstated	0	0	0	0	2	0.0			Reinstated	14	4	0	18	1,177	1.5
		Disposed Of	0	0	0	0	1,352	0.0			Disposed Of	104	189	0	293	36,611	0.8
		End Pending	9	37	9	55	1,099	5.0			End Pending	250	264	0	514	17,544	2.9
10th	PEORIA	New Filed	465	404	9	878	30,624	2.9	11th	WOODFORD	New Filed	43	26	0	69	4,173	1.7
		Reinstated	0	0	0	0	83	0.0			Reinstated	0	0	0	0	0	0.0
		Disposed Of	430	372	11	813	31,116	2.6			Disposed Of	16	27	1	44	4,587	1.0
		End Pending	1,072	145	15	1,232	29,210	4.2			End Pending	128	76	0	204	6,709	3.0
10th	PUTNAM	New Filed	0	10	0	10	914	1.1	11th Circuit	CIRCUIT	New Filed	267	294	2	563	55,975	1.0
		Reinstated	0	0	0	0	2	0.0		TOTAL	Reinstated	14	4	0	18	1,179	1.5
		Disposed Of	0	1	0	1	856	0.1			Disposed Of	175	251	1	427	56,857	0.8
		End Pending	1	25	4	30	616	4.9			End Pending	585	613	16	1,214	41,689	2.9
10th	STARK	New Filed	1	3	0	4	841	0.5	12th	WILL	New Filed	212	404	9	625	122,330	0.5
		Reinstated	0	0	0	0	3	0.0			Reinstated	15	7	0	22	3,654	0.6
		Disposed Of	0	5	0	5	757	0.7			Disposed Of	216	515	17	748	125,755	0.6
		End Pending	3	9	5	17	463	3.7			End Pending	397	602	8	1,007	81,942	1.2
10th	TAZEWELL	New Filed	216	121	74	411	25,619	1.6	12th Circuit	CIRCUIT	New Filed	212	404	9	625	122,330	0.5
		Reinstated	0	0	0	0	199	0.0		TOTAL	Reinstated	15	7	0	22	3,654	0.6
		Disposed Of	63	80	2	145	24,253	0.6			Disposed Of	216	515	17	748	125,755	0.6
		End Pending	511	259	85	855	14,126	6.1			End Pending	397	602	8	1,007	81,942	1.2
10th Circuit	CIRCUIT	New Filed	682	544	83	1,309	59,119	2.2	13th	BUREAU	New Filed	17	35	1	53	4,487	1.2
	TOTAL	Reinstated	0	0	0	0	289	0.0			Reinstated	0	0	0	0	2	0.0
		Disposed Of	493	458	13	964	58,334	1.7			Disposed Of	1	0	0	1	4,391	0.0
		End Pending	1,596	475	118	2,189	45,514	4.8			End Pending	57	226	11	294	4,617	6.4
11th	FORD	New Filed	11	27	0	38	2,668	1.4	13th	GRUNDY	New Filed	10	52	0	62	10,419	0.6
		Reinstated	0	0	0	0	0	0.0			Reinstated	0	0	0	0	47	0.0
		Disposed Of	6	6	0	12	2,406	0.5			Disposed Of	14	70	0	84	10,035	0.8
		End Pending	21	77	2	100	4,915	2.0			End Pending	25	157	0	182	3,682	4.9
11th	LIVINGSTON	New Filed	39	43	2	84	7,587	1.1	13th	LASALLE	New Filed	35	179	8	222	20,389	1.1
		Reinstated	0	0	0	0	1	0.0			Reinstated	0	0	0	0	807	0.0
		Disposed Of	4	11	0	15	7,407	0.2			Disposed Of	35	167	8	210	20,958	1.0
		End Pending	71	62	12	145	6,449	2.2			End Pending	22	62	6	90	11,076	0.8
11th	LOGAN	New Filed	58	29	0	87	6,211	1.4	13th Circuit	CIRCUIT	New Filed	62	266	9	337	35,295	1.0
		Reinstated	0	0	0	0	1	0.0		TOTAL	Reinstated	0	0	0	0	856	0.0
		Disposed Of	45	18	0	63	5,846	1.1			Disposed Of	50	237	8	295	35,384	0.8
		End Pending	115	134	2	251	6,072	4.1			End Pending	104	445	17	566	19,375	2.9

* TOTAL OF ALL CASES IN ALL CATEGORIES: CIVIL; DOMESTIC RELATIONS; CRIMINAL; QUASI-CRIMINAL; AND JUVENILE

** INCLUDES ADDICTED MINORS, MINORS REQUIRING AUTHORITATIVE INTERVENTION, AND TRUANTS.

**JUVENILE CASELOAD STATISTICS BY COUNTY
CIRCUIT COURTS OF ILLINOIS
CALENDAR YEAR 2018**

CIRCUIT	COUNTY		ABUSE & NEGLECT	DELIN- QUENT	OTHER **	TOTAL JUVENILE	TOTAL * ALL CASES	JUVENILE AS % OF ALL CASES	CIRCUIT	COUNTY		ABUSE & NEGLECT	DELIN- QUENT	OTHER **	TOTAL JUVENILE	TOTAL * ALL CASES	JUVENILE AS % OF ALL CASES
14th	HENRY	New Filed	43	33	2	78	8,524	0.9	15th	STEPHENSON	New Filed	41	75	1	117	11,555	1.0
		Reinstated	0	0	0	0	0	0.0			Reinstated	0	0	0	0	1	0.0
		Disposed Of	11	10	1	22	8,038	0.3			Disposed Of	42	66	2	110	11,059	1.0
		End Pending	92	230	44	366	11,054	3.3			End Pending	96	138	2	236	6,727	3.5
14th	MERCER	New Filed	8	22	0	30	1,715	1.7	15th Circuit	CIRCUIT	New Filed	100	173	2	275	35,058	0.8
		Reinstated	0	0	0	0	0	0.0		TOTAL	Reinstated	0	0	0	0	4	0.0
		Disposed Of	0	2	0	2	1,328	0.2			Disposed Of	105	134	4	243	33,605	0.7
		End Pending	55	84	6	145	3,637	4.0			End Pending	247	429	57	733	27,994	2.6
14th	ROCK ISLAND	New Filed	98	212	0	310	27,331	1.1	16th	KANE	New Filed	70	387	14	471	89,521	0.5
		Reinstated	0	0	0	0	9	0.0			Reinstated	3	9	0	12	1,403	0.9
		Disposed Of	69	170	1	240	26,312	0.9			Disposed Of	74	262	2	338	50,555	0.7
		End Pending	310	491	7	808	36,345	2.2			End Pending	31	257	26	314	118,521	0.3
14th	WHITESIDE	New Filed	56	31	10	97	9,462	1.0	16th Circuit	CIRCUIT	New Filed	70	387	14	471	89,521	0.5
		Reinstated	0	0	0	0	11	0.0		TOTAL	Reinstated	3	9	0	12	1,403	0.9
		Disposed Of	32	51	10	93	9,747	1.0			Disposed Of	74	262	2	338	50,555	0.7
		End Pending	128	10	0	138	9,484	1.5			End Pending	31	257	26	314	118,521	0.3
14th Circuit	CIRCUIT	New Filed	205	298	12	515	47,032	1.1	17th	BOONE	New Filed	15	119	11	145	14,375	1.0
	TOTAL	Reinstated	0	0	0	0	20	0.0			Reinstated	0	0	0	0	10	0.0
		Disposed Of	112	233	12	357	45,425	0.8			Disposed Of	15	112	21	148	14,772	1.0
		End Pending	585	815	57	1,457	60,520	2.4			End Pending	38	157	8	203	13,451	1.5
15th	CARROLL	New Filed	10	6	0	16	2,399	0.7	17th	WINNEBAGO	New Filed	472	375	24	871	60,464	1.4
		Reinstated	0	0	0	0	0	0.0		TOTAL	Reinstated	1	0	1	2	273	0.7
		Disposed Of	3	5	0	8	2,045	0.4			Disposed Of	390	353	28	771	59,595	1.3
		End Pending	31	16	0	47	2,186	2.2			End Pending	1,172	1,428	150	2,750	75,188	3.7
15th	JO DAVIESS	New Filed	11	8	0	19	4,563	0.4	17th Circuit	CIRCUIT	New Filed	487	494	35	1,016	74,839	1.4
		Reinstated	0	0	0	0	0	0.0		TOTAL	Reinstated	1	0	1	2	283	0.7
		Disposed Of	9	6	0	15	4,445	0.3			Disposed Of	405	465	49	919	74,367	1.2
		End Pending	16	3	0	19	2,808	0.7			End Pending	1,210	1,585	158	2,953	88,639	3.3
15th	LEE	New Filed	27	31	0	58	7,146	0.8	18th	DUPAGE	New Filed	33	416	22	471	179,328	0.3
		Reinstated	0	0	0	0	3	0.0			Reinstated	6	75	0	81	11,696	0.7
		Disposed Of	31	24	2	57	6,957	0.8			Disposed Of	78	527	29	634	192,933	0.3
		End Pending	10	40	4	54	6,341	0.9			End Pending	118	441	9	568	53,702	1.1
15th	OGLE	New Filed	11	53	1	65	9,395	0.7	18th Circuit	CIRCUIT	New Filed	33	416	22	471	179,328	0.3
		Reinstated	0	0	0	0	0	0.0		TOTAL	Reinstated	6	75	0	81	11,696	0.7
		Disposed Of	20	33	0	53	9,099	0.6			Disposed Of	78	527	29	634	192,933	0.3
		End Pending	94	232	51	377	9,932	3.8			End Pending	118	441	9	568	53,702	1.1

* TOTAL OF ALL CASES IN ALL CATEGORIES: CIVIL; DOMESTIC RELATIONS; CRIMINAL; QUASI-CRIMINAL; AND JUVENILE

** INCLUDES ADDICTED MINORS, MINORS REQUIRING AUTHORITATIVE INTERVENTION, AND TRUANTS.

**JUVENILE CASELOAD STATISTICS BY COUNTY
CIRCUIT COURTS OF ILLINOIS
CALENDAR YEAR 2018**

CIRCUIT	COUNTY		ABUSE & NEGLECT	DELIN- QUENT	OTHER **	TOTAL JUVENILE	TOTAL * ALL CASES	JUVENILE AS % OF ALL CASES	CIRCUIT	COUNTY		ABUSE & NEGLECT	DELIN- QUENT	OTHER **	TOTAL JUVENILE	TOTAL * ALL CASES	JUVENILE AS % OF ALL CASES
19th	LAKE	New Filed	231	541	38	810	127,130	0.6	21st	KANKAKEE	New Filed	43	205	14	262	22,478	1.2
		Reinstated	3	29	0	32	4,118	0.8			Reinstated	0	0	0	0	0	0.0
		Disposed Of	193	646	33	872	131,524	0.7			Disposed Of	36	255	3	294	16,369	1.8
		End Pending	494	686	28	1,208	38,743	3.1			End Pending	127	355	21	503	54,066	0.9
19th Circuit	CIRCUIT TOTAL	New Filed	231	541	38	810	127,130	0.6	21st Circuit	CIRCUIT TOTAL	New Filed	64	234	14	312	27,607	1.1
		Reinstated	3	29	0	32	4,118	0.8			Reinstated	0	0	0	0	1	0.0
		Disposed Of	193	646	33	872	131,524	0.7			Disposed Of	38	275	3	316	21,014	1.5
		End Pending	494	686	28	1,208	38,743	3.1			End Pending	171	400	32	603	64,429	0.9
20th	MONROE	New Filed	8	17	0	25	5,599	0.4	22nd	MCHENRY	New Filed	85	192	4	281	58,229	0.5
		Reinstated	0	0	0	0	6	0.0			Reinstated	0	5	0	5	2,050	0.2
		Disposed Of	0	1	0	1	4,771	0.0			Disposed Of	78	204	12	294	60,156	0.5
		End Pending	21	34	3	58	4,894	1.2			End Pending	153	254	0	407	17,067	2.4
20th	PERRY	New Filed	28	19	1	48	3,756	1.3	22nd Circuit	CIRCUIT TOTAL	New Filed	85	192	4	281	58,229	0.5
		Reinstated	0	0	0	0	0	0.0			Reinstated	0	5	0	5	2,050	0.2
		Disposed Of	3	6	1	10	3,429	0.3			Disposed Of	78	204	12	294	60,156	0.5
		End Pending	107	60	14	181	3,507	5.2			End Pending	153	254	0	407	17,067	2.4
20th	RANDOLPH	New Filed	43	35	0	78	4,302	1.8	23rd	DEKALB	New Filed	59	129	10	198	19,240	1.0
		Reinstated	0	0	0	0	4	0.0			Reinstated	0	0	0	0	810	0.0
		Disposed Of	23	42	0	65	4,019	1.6			Disposed Of	38	166	5	209	20,279	1.0
		End Pending	72	28	1	101	2,850	3.5			End Pending	154	268	63	485	12,848	3.8
20th	ST. CLAIR	New Filed	256	275	11	542	59,720	0.9	23rd	KENDALL TOTAL	New Filed	24	286	9	319	12,968	2.5
		Reinstated	0	0	0	0	580	0.0			Reinstated	0	9	0	9	218	4.1
		Disposed Of	139	196	5	340	60,726	0.6			Disposed Of	25	261	17	303	13,236	2.3
		End Pending	237	325	27	589	57,042	1.0			End Pending	46	470	19	535	7,419	7.2
20th	WASHINGTON	New Filed	25	39	4	68	2,406	2.8	23rd Circuit	CIRCUIT TOTAL	New Filed	83	415	19	517	32,208	1.6
		Reinstated	0	0	0	0	0	0.0			Reinstated	0	9	0	9	1,028	0.9
		Disposed Of	0	0	0	0	2,284	0.0			Disposed Of	63	427	22	512	33,515	1.5
		End Pending	63	111	17	191	2,843	6.7			End Pending	200	738	82	1,020	20,267	5.0
20th Circuit	CIRCUIT TOTAL	New Filed	360	385	16	761	75,783	1.0		DOWNSTATE TOTAL	New Filed	5,987	7,923	437	14,347	1,464,022	1.0
		Reinstated	0	0	0	0	590	0.0			Reinstated	57	166	3	226	29,422	0.8
		Disposed Of	165	245	6	416	75,229	0.6			Disposed Of	4,453	7,503	363	12,319	1,431,190	0.9
		End Pending	500	558	62	1,120	71,136	1.6			End Pending	13,802	14,917	1,883	30,602	1,309,118	2.3
21st	IROQUOIS	New Filed	21	29	0	50	5,129	1.0	COOK COUNTY TOTAL	COOK TOTAL	New Filed	1,207	1,946	0	3,153	940,753	0.3
		Reinstated	0	0	0	0	1	0.0			Reinstated	0	0	0	0	13,581	0.0
		Disposed Of	2	20	0	22	4,645	0.5			Disposed Of	1,508	2,550	0	4,058	737,147	0.6
		End Pending	44	45	11	100	10,363	1.0			End Pending	2,274	16,987	0	19,261	1,463,995	1.3
* TOTAL OF ALL CASES IN ALL CATEGORIES: CIVIL; DOMESTIC RELATIONS; CRIMINAL; QUASI-CRIMINAL; AND JUVENILE									TOTAL		New Filed	7,194	9,869	437	17,500	2,404,775	0.7
** INCLUDES ADDICTED MINORS, MINORS REQUIRING AUTHORITATIVE INTERVENTION, AND TRUANTS.											Reinstated	57	166	3	226	43,003	0.5
											Disposed Of	5,961	10,053	363	16,377	2,168,337	0.8
											End Pending	16,076	31,904	1,883	49,863	2,773,113	1.8

**AGE OF PENDING CASES BY CASE CATEGORY
DOWNSTATE CIRCUITS
AS OF DECEMBER 31, 2018**

CASE CATEGORY	2018 NO. PENDING & % OF TOTAL PENDING CASES		2017 NO. PENDING & % OF TOTAL PENDING CASES		2016 NO. PENDING & % OF TOTAL PENDING CASES		2015 NO. PENDING & % OF TOTAL PENDING CASES		2014 NO. PENDING & % OF TOTAL PENDING CASES		BEFORE 2014 NO. PENDING & % OF TOTAL PENDING CASES		TOTAL PENDING CASES	% PENDING MORE THAN 12 MONTHS
	NO.	%	NO.	%	NO.	%	NO.	%	NO.	%	NO.	%		
ADOPTION	895	30.4	391	13.3	228	7.8	241	8.2	161	5.5	1,024	34.8	2,940	69.6
ARBITRATION	3,142	54.5	877	15.2	486	8.4	220	3.8	185	3.2	851	14.8	5,761	45.5
CHANCERY	9,286	42.3	3,238	14.7	1,681	7.7	1,091	5.0	803	3.7	5,865	26.7	21,964	57.7
DISSOLUTION OF MARRIAGE	11,026	36.5	3,830	12.7	2,401	8.0	1,936	6.4	1,365	4.5	9,636	31.9	30,194	63.5
EMINENT DOMAIN	92	22.7	58	14.3	52	12.8	16	4.0	41	10.1	146	36.0	405	77.3
FAMILY	7,626	18.5	3,980	9.6	3,711	9.0	3,396	8.2	2,480	6.0	20,116	48.7	41,309	81.5
LAW > \$50,000	9,513	30.7	6,333	20.5	4,088	13.2	2,635	8.5	1,615	5.2	6,753	21.8	30,937	69.3
LAW = < \$50,000	7,498	22.5	3,038	9.1	2,386	7.2	1,937	5.8	2,261	6.8	16,232	48.7	33,352	77.5
MUNICIPAL CORPORATION	25	8.3	16	5.3	67	22.3	23	7.6	2	0.7	168	55.8	301	91.7
MENTAL HEALTH	382	25.7	199	13.4	70	4.7	134	9.0	109	7.3	594	39.9	1,488	74.3
MISCELLANEOUS REMEDY	8,447	26.5	4,498	14.1	3,985	12.5	2,978	9.4	2,533	8.0	9,404	29.5	31,845	73.5
ORDER OF PROTECTION	3,621	28.2	1,562	12.1	903	7.0	1,057	8.2	1,369	10.6	4,349	33.8	12,861	71.8
PROBATE	13,683	15.5	9,390	10.7	6,797	7.7	5,912	6.7	4,868	5.5	47,429	53.8	88,079	84.5
SMALL CLAIMS	25,304	36.6	7,679	11.1	4,965	7.2	3,874	5.6	3,595	5.2	23,728	34.3	69,145	63.4
TAX	1,421	17.7	726	9.1	625	7.8	565	7.0	453	5.6	4,229	52.7	8,019	82.3
CONTEMPT OF COURT	278	31.9	137	15.7	88	10.1	51	5.8	32	3.7	286	32.8	872	68.1
CRIMINAL FELONY	31,557	54.5	9,782	16.9	4,139	7.2	2,190	3.8	1,527	2.6	8,691	15.0	57,886	45.5
CRIMINAL MISDEMEANOR	27,762	37.5	8,298	11.2	5,241	7.1	3,898	5.3	2,847	3.8	26,020	35.1	74,066	62.5
JUVENILE	328	17.4	161	8.6	125	6.6	100	5.3	105	5.6	1,064	56.5	1,883	82.6
JUVENILE ABUSE/NEGLECT	4,922	35.7	2,650	19.2	1,668	12.1	1,037	7.5	726	5.3	2,799	20.3	13,802	64.3
JUVENILE DELINQUENT	4,953	33.2	2,606	17.5	1,668	11.2	1,253	8.4	738	4.9	3,699	24.8	14,917	66.8
CONSERVATION VIOLATION	1,040	31.1	235	7.0	172	5.1	103	3.1	66	2.0	1,729	51.7	3,345	68.9
DRIVING UNDER INFLUENCE	13,339	42.7	3,864	12.4	2,224	7.1	1,281	4.1	881	2.8	9,670	30.9	31,259	57.3
ORDINANCE VIOLATION	8,974	22.1	3,159	7.8	1,764	4.3	2,361	5.8	1,584	3.9	22,746	56.0	40,588	77.9
TRAFFIC CASES	219,409	31.9	69,503	10.1	29,069	4.2	20,373	3.0	17,231	2.5	333,119	48.4	688,704	68.1
CIVIL LAW VIOLATION *	2,816	69.3	929	22.9	316	7.8	0	0.0	0	0.0	0	0.0	4,064	30.7
TOTALS	417,339	31.9	147,139	11.2	78,919	6.0	58,662	4.5	47,577	3.6	560,350	42.8	1,309,986	68.1

* New case category in 2016

**LAW CASE DISPOSITIONS BY CIRCUIT
CIRCUIT COURTS OF ILLINOIS
CALENDAR YEAR 2018**

Circuit	Total Law Cases Disposed of			Number of Law Jury Cases Terminated By Verdict		
	Law Over \$50,000	Law \$50,000 Or Less	Total	Law Over \$50,000	Law \$50,000 Or Less	Total
1st	385	1,347	1,732	43	2	45
2nd	204	595	799	17	1	18
3rd	1,763	1,210	2,973	8	0	8
4th	204	707	911	7	0	7
5th	84	898	982	4	0	4
6th	330	2,187	2,517	16	1	17
7th	279	2,099	2,378	5	0	5
8th	105	464	569	10	2	12
9th	123	576	699	2	0	2
10th	470	2,406	2,876	6	0	6
11th	226	1,341	1,567	13	0	13
12th	1,021	2,973	3,994	11	1	12
13th	300	1,182	1,482	4	0	4
14th	228	1,147	1,375	3	0	3
15th	130	562	692	7	0	7
16th	295	974	1,269	21	0	21
17th	419	2,321	2,740	7	0	7
18th	1,408	3,311	4,719	22	0	22
19th	1,047	2,584	3,631	19	0	19
20th	639	2,694	3,333	16	5	21
21st	146	970	1,116	6	0	6
22nd	431	836	1,267	10	2	12
23rd	244	1,263	1,507	1	0	1
DOWNSTATE TOTAL .	10,481	34,647	45,128	258	14	272
COOK COUNTY	11,928	101,782	113,710	454	141	595
STATE TOTAL	22,409	136,429	158,838	712	155	867

**LAW CASE DISPOSITIONS BY COUNTY
CIRCUIT COURTS OF ILLINOIS
CALENDAR YEAR 2018**

CIRCUIT	COUNTY	TOTAL LAW CASES			LAW JURY CASES					
		DISPOSED OF			NO. TERMINATED BY VERDICT			AVERAGE TIME IN MONTHS		
		LAW OVER \$50,000	LAW \$50,000 OR LESS	TOTAL	LAW OVER \$50,000	LAW \$50,000 OR LESS	TOTAL	LAW OVER \$50,000	LAW \$50,000 OR LESS	ALL LAW JURY VERDICTS
1st.....	ALEXANDER	0	0	0	0	0	0	0.0	0.0	0.0
	JACKSON	104	561	665	36	1	37	37.4	17.7	36.9
	JOHNSON	8	21	29	0	0	0	0.0	0.0	0.0
	MASSAC	13	62	75	0	0	0	0.0	0.0	0.0
	POPE	5	4	9	0	0	0	0.0	0.0	0.0
	PULASKI	3	6	9	0	0	0	0.0	0.0	0.0
	SALINE	42	137	179	3	0	3	53.4	0.0	53.4
	UNION	28	48	76	0	0	0	0.0	0.0	0.0
	WILLIAMSON	182	508	690	4	1	5	44.2	15.6	38.5
1st.....	CIRCUIT TOTAL	385	1,347	1,732	43	2	45	39.2	24.1	32.4
2nd.....	CRAWFORD	12	44	56	0	0	0	0.0	0.0	0.0
	EDWARDS	1	11	12	0	0	0	0.0	0.0	0.0
	FRANKLIN	66	175	241	12	1	13	39.6	3.6	36.8
	GALLATIN	1	18	19	0	0	0	0.0	0.0	0.0
	HAMILTON	6	15	21	1	0	1	36.7	0.0	36.7
	HARDIN	1	9	10	0	0	0	0.0	0.0	0.0
	JEFFERSON	74	178	252	3	0	3	16.3	0.0	16.3
	LAWRENCE	7	34	41	0	0	0	0.0	0.0	0.0
	RICHLAND	13	32	45	0	0	0	0.0	0.0	0.0
	WABASH	2	20	22	0	0	0	0.0	0.0	0.0
	WAYNE	9	22	31	1	0	1	12.5	0.0	12.5
	WHITE	12	37	49	0	0	0	0.0	0.0	0.0
2nd.....	CIRCUIT TOTAL	204	595	799	17	1	18	33.7	24.1	32.4
3rd.....	BOND	3	10	13	0	0	0	0.0	0.0	0.0
	MADISON	1,760	1,200	2,960	8	0	8	34.5	0.0	34.5
3rd.....	CIRCUIT TOTAL	1,763	1,210	2,973	8	0	8	34.5	24.1	32.4
4th.....	CHRISTIAN	23	112	135	0	0	0	0.0	0.0	0.0
	CLAY	5	27	32	1	0	1	19.3	0.0	19.3
	CLINTON	34	99	133	1	0	1	17.5	0.0	17.5
	EFFINGHAM	45	90	135	1	0	1	54.0	0.0	54.0
	FAYETTE	11	36	47	4	0	4	31.1	0.0	31.1
	JASPER	6	15	21	0	0	0	0.0	0.0	0.0
	MARION	57	201	258	0	0	0	0.0	0.0	0.0
	MONTGOMERY	14	88	102	0	0	0	0.0	0.0	0.0
	SHELBY	9	39	48	0	0	0	0.0	0.0	0.0
4th.....	CIRCUIT TOTAL	204	707	911	7	0	7	30.7	24.1	32.4
5th.....	CLARK	4	33	37	0	0	0	0.0	0.0	0.0
	COLES	19	332	351	1	0	1	15.4	0.0	15.4
	CUMBERLAND	6	16	22	1	0	1	14.9	0.0	14.9
	EDGAR	7	15	22	0	0	0	0.0	0.0	0.0
	VERMILION	48	502	550	2	0	2	25.8	0.0	25.8
5th.....	CIRCUIT TOTAL	84	898	982	4	0	4	20.5	24.1	32.4

**LAW CASE DISPOSITIONS BY COUNTY
CIRCUIT COURTS OF ILLINOIS
CALENDAR YEAR 2018**

CIRCUIT	COUNTY	TOTAL LAW CASES			LAW JURY CASES					
		DISPOSED OF			NO. TERMINATED BY VERDICT			AVERAGE TIME IN MONTHS		
		LAW OVER \$50,000	LAW \$50,000 OR LESS	TOTAL	LAW OVER \$50,000	LAW \$50,000 OR LESS	TOTAL	LAW OVER \$50,000	LAW \$50,000 OR LESS	ALL LAW JURY VERDICTS
6th.....	CHAMPAIGN	171	1,124	1,295	5	1	6	45.3	43.7	45.0
	DEWITT	16	36	52	3	0	3	52.5	0.0	52.5
	DOUGLAS	19	59	78	0	0	0	0.0	0.0	0.0
	MACON	114	910	1,024	6	0	6	31.7	0.0	31.7
	MOULTRIE	4	33	37	0	0	0	0.0	0.0	0.0
	PIATT	6	25	31	2	0	2	24.4	0.0	24.4
6th.....	CIRCUIT TOTAL	330	2,187	2,517	16	1	17	38.9	24.1	32.4
7th.....	GREENE	7	66	73	0	0	0	0.0	0.0	0.0
	JERSEY	30	68	98	0	0	0	0.0	0.0	0.0
	MACOUPIN	22	165	187	0	0	0	0.0	0.0	0.0
	MORGAN	20	171	191	1	0	1	49.5	0.0	49.5
	SANGAMON	198	1,615	1,813	4	0	4	67.6	0.0	67.6
	SCOTT	2	14	16	0	0	0	0.0	0.0	0.0
7th.....	CIRCUIT TOTAL	279	2,099	2,378	5	0	5	64.0	24.1	32.4
8th.....	ADAMS	57	320	377	1	0	1	15.6	0.0	15.6
	BROWN	4	8	12	0	0	0	0.0	0.0	0.0
	CALHOUN	1	4	5	1	0	1	37.4	0.0	37.4
	CASS	9	30	39	1	0	1	77.3	0.0	77.3
	MASON	7	28	35	4	1	5	21.1	29.4	22.8
	MENARD	6	23	29	0	1	1	0.0	40.3	40.3
	PIKE	13	37	50	3	0	3	17.9	0.0	17.9
	SCHUYLER	8	14	22	0	0	0	0.0	0.0	0.0
8th.....	CIRCUIT TOTAL	105	464	569	10	2	12	26.8	24.1	32.4
9th.....	FULTON	30	104	134	0	0	0	0.0	0.0	0.0
	HANCOCK	18	28	46	1	0	1	45.7	0.0	45.7
	HENDERSON	6	9	15	0	0	0	0.0	0.0	0.0
	KNOX	48	296	344	1	0	1	28.1	0.0	28.1
	MCDONOUGH	15	96	111	0	0	0	0.0	0.0	0.0
	WARREN	6	43	49	0	0	0	0.0	0.0	0.0
9th.....	CIRCUIT TOTAL	123	576	699	2	0	2	36.9	24.1	32.4
10th....	MARSHALL	6	42	48	0	0	0	0.0	0.0	0.0
	PEORIA	347	2,081	2,428	4	0	4	64.2	0.0	64.2
	PUTNAM	2	9	11	0	0	0	0.0	0.0	0.0
	STARK	5	9	14	0	0	0	0.0	0.0	0.0
	TAZEWELL	110	265	375	2	0	2	80.2	0.0	80.2
10th....	CIRCUIT TOTAL	470	2,406	2,876	6	0	6	69.5	24.1	32.4
11th....	FORD	4	14	18	0	0	0	0.0	0.0	0.0
	LIVINGSTON	47	178	225	4	0	4	40.6	0.0	40.6
	LOGAN	17	77	94	0	0	0	0.0	0.0	0.0
	MCLEAN	142	1,005	1,147	6	0	6	47.0	0.0	47.0
	WOODFORD	16	67	83	3	0	3	42.7	0.0	42.7
11th....	CIRCUIT TOTAL	226	1,341	1,567	13	0	13	44.0	24.1	32.4

**LAW CASE DISPOSITIONS BY COUNTY
CIRCUIT COURTS OF ILLINOIS
CALENDAR YEAR 2018**

CIRCUIT	COUNTY	TOTAL LAW CASES			LAW JURY CASES					
		DISPOSED OF			NO. TERMINATED BY VERDICT			AVERAGE TIME IN MONTHS		
		LAW OVER \$50,000	LAW \$50,000 OR LESS	TOTAL	LAW OVER \$50,000	LAW \$50,000 OR LESS	TOTAL	LAW OVER \$50,000	LAW \$50,000 OR LESS	ALL LAW JURY VERDICTS
12th....	WILL	1,021	2,973	3,994	11	1	12	41.2	17.7	39.3
12th....	CIRCUIT TOTAL	1,021	2,973	3,994	11	1	12	41.2	24.1	32.4
13th....	BUREAU	36	96	132	3	0	3	16.4	0.0	16.4
	GRUNDY	60	197	257	0	0	0	0.0	0.0	0.0
	LASALLE	204	889	1,093	1	0	1	25.0	0.0	25.0
13th....	CIRCUIT TOTAL	300	1,182	1,482	4	0	4	18.6	24.1	32.4
14th....	HENRY	13	125	138	0	0	0	0.0	0.0	0.0
	MERCER	1	10	11	0	0	0	0.0	0.0	0.0
	ROCK ISLAND	169	795	964	2	0	2	27.8	0.0	27.8
	WHITESIDE	45	217	262	1	0	1	40.1	0.0	40.1
14th....	CIRCUIT TOTAL	228	1,147	1,375	3	0	3	31.9	24.1	32.4
15th....	CARROLL	13	26	39	0	0	0	0.0	0.0	0.0
	JO DAVIESS	27	42	69	1	0	1	26.4	0.0	26.4
	LEE	22	130	152	1	0	1	49.3	0.0	49.3
	OGLE	40	129	169	3	0	3	71.7	0.0	71.7
	STEPHENSON	28	235	263	2	0	2	14.1	0.0	14.1
15th....	CIRCUIT TOTAL	130	562	692	7	0	7	45.6	24.1	32.4
16th....	KANE	295	974	1,269	21	0	21	35.2	0.0	35.2
	CIRCUIT TOTAL	295	974	1,269	21	0	21	35.2	24.1	32.4
17th....	BOONE	37	99	136	1	0	1	61.9	0.0	61.9
	WINNEBAGO	382	2,222	2,604	6	0	6	54.9	0.0	54.9
17th....	CIRCUIT TOTAL	419	2,321	2,740	7	0	7	55.9	24.1	32.4
18th....	DU PAGE	1,408	3,311	4,719	22	0	22	45.6	0.0	45.6
18th....	CIRCUIT TOTAL	1,408	3,311	4,719	22	0	22	45.6	24.1	32.4
19th....	LAKE	1,047	2,584	3,631	19	0	19	23.2	0.0	23.2
19th....	CIRCUIT TOTAL	1,047	2,584	3,631	19	0	19	23.2	24.1	32.4
20th....	MONROE	33	75	108	0	0	0	0.0	0.0	0.0
	PERRY	17	56	73	2	0	2	27.4	0.0	27.4
	RANDOLPH	37	90	127	2	5	7	36.1	10.9	18.1
	ST. CLAIR	544	2,436	2,980	12	0	12	52.7	0.0	52.7
	WASHINGTON	8	37	45	0	0	0	0.0	0.0	0.0
20th....	CIRCUIT TOTAL	639	2,694	3,333	16	5	21	47.4	24.1	32.4
21st....	IROQUOIS	24	76	100	1	0	1	19.8	0.0	19.8
	KANKAKEE	122	894	1,016	5	0	5	64.9	0.0	64.9
21st....	CIRCUIT TOTAL	146	970	1,116	6	0	6	57.4	24.1	32.4
22nd...	MCHENRY	431	836	1,267	10	2	12	37.2	3.4	31.6
22nd...	CIRCUIT TOTAL	431	836	1,267	10	2	12	37.2	24.1	32.4
23rd...	DEKALB	137	588	725	1	0	1	53.1	0.0	53.1
	KENDALL	107	675	782	0	0	0	0.0	0.0	0.0
23rd...	CIRCUIT TOTAL	244	1,263	1,507	1	0	1	53.1	24.1	32.4
	DOWNSTATE TOTAL	10,481	34,647	45,128	258	14	272	39.3	16.4	38.2
COOK	COOK COUNTY	11,928	101,782	113,710	454	141	595	30.1	22.4	28.2
	STATE TOTAL	22,409	136,429	158,838	712	155	867	33.4	21.9	31.4

**TIME LAPSE: CASE FILING TO DATE OF VERDICT
LAW JURY VERDICTS OVER \$50,000
CIRCUIT COURTS OF ILLINOIS
CALENDAR YEAR 2018**

COUNTY	LAW JURY VERDICTS OVER \$50,000	AVG. TIME LAPSE IN MONTHS BETWEEN DATE OF FILING AND DATE OF VERDICT	COUNTY	LAW JURY VERDICTS OVER \$50,000	AVG. TIME LAPSE IN MONTHS BETWEEN DATE OF FILING AND DATE OF VERDICT	COUNTY	LAW JURY VERDICTS OVER \$50,000	AVG. TIME LAPSE IN MONTHS BETWEEN DATE OF FILING AND DATE OF VERDICT
ADAMS	1	15.6	HARDIN	0	0	MORGAN	1	49.5
ALEXANDER	0	0	HENDERSON	0	0	MOULTRIE	0	0
BOND	0	0	HENRY	0	0	OGLE	3	71.7
BOONE	1	61.9	IROQUOIS	1	19.8	PEORIA	4	64.2
BROWN	0	0	JACKSON	36	37.4	PERRY	2	27.4
BUREAU	3	16.4	JASPER	0	0	PIATT	2	24.4
CALHOUN	1	37.4	JEFFERSON	3	16.3	PIKE	3	17.9
CARROLL	0	0	JERSEY	0	0	POPE	0	0
CASS	1	77.3	JO DAVIESS	1	26.4	PULASKI	0	0
CHAMPAIGN	5	45.3	JOHNSON	0	0	PUTNAM	0	0
CHRISTIAN	0	0	KANE	21	35.2	RANDOLPH	2	36.1
CLARK	0	0	KANKAKEE	5	64.9	RICHLAND	0	0
CLAY	1	19.3	KENDALL	0	0	ROCK ISLAND	2	27.8
CLINTON	1	17.5	KNOX	1	28.1	SALINE	3	53.4
COLES	1	15.4	LAKE	1	25	SANGAMON	4	67.6
COOK	454	30.1	LASALLE	19	23.2	SCHUYLER	0	0
CRAWFORD	0	0	LAWRENCE	0	0	SCOTT	0	0
CUMBERLAND	1	14.9	LEE	1	49.3	SHELBY	0	0
DEKALB	1	53.1	LIVINGSTON	4	40.6	ST. CLAIR	12	52.7
DEWITT	3	52.5	LOGAN	0	0	STARK	0	0
DOUGLAS	0	0	MACON	6	31.7	STEPHENSON	2	14.1
DUPAGE	22	45.6	MACOUPIN	0	0	TAZEWELL	2	80.2
EDGAR	0	0	MADISON	8	34.5	UNION	0	0
EDWARDS	0	0	MARION	0	0	VERMILION	2	25.8
EFFINGHAM	1	54	MARSHALL	0	0	WABASH	0	0
FAYETTE	4	31.1	MASON	4	21.1	WARREN	0	0
FORD	0	0	MASSAC	0	0	WASHINGTON	0	0
FRANKLIN	12	39.6	MCDONOUGH	0	0	WAYNE	1	12.5
FULTON	0	0	MCHENRY	10	37.2	WHITE	0	0
GALLATIN	0	0	MCLEAN	6	47	WHITESIDE	1	40.1
GREENE	0	0	MENARD	0	0	WILL	11	41.2
GRUNDY	0	0	MERCER	0	0	WILLIAMSON	4	44.2
HAMILTON	1	36.7	MONROE	0	0	WINNEBAGO	6	54.9
HANCOCK	1	45.7	MONTGOMERY	0	0	WOODFORD	3	42.7

**FELONY DISPOSITIONS AND SENTENCES BY COUNTY
CIRCUIT COURTS OF ILLINOIS
CALENDAR YEAR 2018**

CIRCUIT	COUNTY	TOTAL NUMBER OF DEFENDANTS	TOTAL CONVICTED	CONVICTED OF FELONIES			FOUND NOT GUILTY		REMAINING BALANCE *	SENTENCES			
				PLEA OF GUILTY	CON- VICTED BY COURT	CON- VICTED BY JURY	BENCH TRIAL	JURY TRIAL		STATE IMPRISONMENT	PROBATION	OTHER	TOTAL SENTENCES
1st.....	ALEXANDER	46	33	31	0	2	0	0	13	11	20	2	33
	JACKSON	629	265	257	0	8	1	4	359	71	136	58	265
	JOHNSON	59	34	34	0	0	0	1	24	17	16	1	34
	MASSAC	163	84	83	1	0	0	0	79	34	44	6	84
	POPE	36	25	25	0	0	0	0	11	9	14	2	25
	PULASKI	60	21	21	0	0	0	0	39	5	8	8	21
	SALINE	386	193	189	0	4	0	0	193	63	128	2	193
	UNION	218	116	115	0	1	4	0	98	37	52	27	116
	WILLIAMSON	574	225	220	1	4	2	1	346	61	115	49	225
1st.....	CIRCUIT TOTAL	2,171	996	975	2	19	7	6	1,162	308	533	155	996
2nd.....	CRAWFORD	190	125	125	0	0	0	2	63	42	77	6	125
	EDWARDS	63	49	47	0	2	0	0	14	16	28	5	49
	FRANKLIN	404	282	280	2	0	0	1	121	77	170	35	282
	GALLATIN	56	34	34	0	0	0	0	22	18	11	5	34
	HAMILTON	71	53	53	0	0	0	0	18	19	26	8	53
	HARDIN	48	26	26	0	0	0	0	22	9	11	6	26
	JEFFERSON	509	358	352	0	6	1	0	150	116	157	85	358
	LAWRENCE	140	104	102	0	2	0	0	36	46	49	9	104
	RICHLAND	281	124	124	0	0	0	0	157	43	66	15	124
	WABASH	145	114	113	1	0	0	0	31	19	69	26	114
	WAYNE	179	92	79	12	1	0	0	87	29	52	11	92
	WHITE	241	181	181	0	0	0	0	60	71	53	57	181
2nd.....	CIRCUIT TOTAL	2,327	1,542	1,516	15	11	1	3	781	505	769	268	1,542
3rd.....	BOND	159	129	129	0	0	0	0	30	35	70	24	129
	MADISON	3,209	1,451	1,450	0	1	0	2	1,756	399	870	182	1,451
3rd.....	CIRCUIT TOTAL	3,368	1,580	1,579	0	1	0	2	1,786	434	940	206	1,580
4th.....	CHRISTIAN	265	145	143	0	2	0	1	119	45	95	5	145
	CLAY	125	97	97	0	0	0	1	27	33	60	4	97
	CLINTON	216	175	175	0	0	1	1	39	63	99	13	175
	EFFINGHAM	357	217	215	0	2	0	3	137	45	145	27	217
	FAYETTE	261	139	138	1	0	0	1	121	49	85	5	139
	JASPER	73	34	34	0	0	0	0	39	6	23	5	34
	MARION	440	250	250	0	0	2	0	188	68	174	8	250
	MONTGOMERY	278	204	204	0	0	0	2	72	88	91	25	204
	SHELBY	104	60	60	0	0	0	0	44	24	28	8	60
4th.....	CIRCUIT TOTAL	2,119	1,321	1,316	1	4	3	9	786	421	800	100	1,321
5th.....	CLARK	134	109	107	2	0	0	0	25	29	73	7	109
	COLES	560	410	408	0	2	2	1	147	104	300	6	410
	CUMBERLAND	79	42	41	1	0	0	0	37	9	27	6	42
	EDGAR	226	141	139	0	2	0	0	85	42	88	11	141
	VERMILION	732	493	476	1	16	0	5	234	215	233	45	493
5th.....	CIRCUIT TOTAL	1,731	1,195	1,171	4	20	2	6	528	399	721	75	1,195

* INCLUDES SUCH DISPOSITIONS AS TRANSFERS TO INACTIVE/FUGITIVE WARRANT CALENDAR, EXTRADITION PROCEEDINGS, AND DISMISSED ON MOTION OF STATE.

**FELONY DISPOSITIONS AND SENTENCES BY COUNTY
CIRCUIT COURTS OF ILLINOIS
CALENDAR YEAR 2018**

CIRCUIT	COUNTY	TOTAL NUMBER OF DEFENDANTS	TOTAL CONVICTED	CONVICTED OF FELONIES			FOUND NOT GUILTY		REMAINING BALANCE *	SENTENCES			
				PLEA OF GUILTY	CON- VICTED BY COURT	CON- VICTED BY JURY	BENCH TRIAL	JURY TRIAL		STATE IMPRISONMENT	PROBATION	OTHER	TOTAL SENTENCES
6th.....	CHAMPAIGN	1,604	947	737	200	10	3	8	646	211	554	182	947
	DEWITT	115	72	72	0	0	1	1	41	24	42	6	72
	DOUGLAS	121	68	67	0	1	0	0	53	23	40	5	68
	MACON	1,740	1,094	1,063	13	18	2	10	634	355	696	43	1,094
	MOULTRIE	50	29	27	2	0	0	0	21	13	15	1	29
	PIATT	66	35	35	0	0	0	0	31	6	26	3	35
6th.....	CIRCUIT TOTAL	3,696	2,245	2,001	215	29	6	19	1,426	632	1,373	240	2,245
7th.....	GREENE	175	90	90	0	0	0	0	85	33	53	4	90
	JERSEY	248	181	180	1	0	0	0	67	68	67	46	181
	MACOUPIN	323	297	296	0	1	0	0	26	89	191	17	297
	MORGAN	196	119	119	0	0	0	0	77	35	81	3	119
	SANGAMON	1,480	654	653	0	1	0	4	822	274	319	61	654
	SCOTT	20	8	8	0	0	0	0	12	1	3	4	8
7th.....	CIRCUIT TOTAL	2,442	1,349	1,346	1	2	0	4	1,089	500	714	135	1,349
8th.....	ADAMS	878	620	617	0	3	0	6	252	181	417	22	620
	BROWN	26	14	14	0	0	0	0	12	3	8	3	14
	CALHOUN	38	28	28	0	0	0	0	10	12	13	3	28
	CASS	130	64	64	0	0	2	3	61	21	43	0	64
	MASON	186	125	123	2	0	0	1	60	37	71	17	125
	MENARD	40	18	18	0	0	1	0	21	6	11	1	18
	PIKE	189	157	155	0	2	0	0	32	53	98	6	157
	SCHUYLER	42	33	33	0	0	0	0	9	6	19	8	33
8th.....	CIRCUIT TOTAL	1,529	1,059	1,052	2	5	3	10	457	319	680	60	1,059
9th.....	FULTON	190	109	109	0	0	0	1	80	34	55	20	109
	HANCOCK	129	91	90	0	1	0	0	38	40	44	7	91
	HENDERSON	103	49	49	0	0	0	0	54	20	26	3	49
	KNOX	722	263	262	0	1	4	1	454	68	195	0	263
	MCDONOUGH	264	166	165	1	0	0	2	96	32	91	43	166
	WARREN	192	96	96	0	0	0	1	95	25	56	15	96
9th.....	CIRCUIT TOTAL	1,600	774	771	1	2	4	5	817	219	467	88	774
10th....	MARSHALL	37	19	18	0	1	0	0	18	8	9	2	19
	PEORIA	809	606	556	15	35	4	12	187	252	351	3	606
	PUTNAM	11	10	9	0	1	0	0	1	2	8	0	10
	STARK	19	11	9	1	1	0	0	8	4	6	1	11
	TAZEWELL	510	383	379	0	4	0	5	122	126	235	22	383
10th....	CIRCUIT TOTAL	1,386	1,029	971	16	42	4	17	336	392	609	28	1,029
11th....	FORD	71	46	46	0	0	0	0	25	13	31	2	46
	LIVINGSTON	269	229	205	10	14	4	2	34	99	114	16	229
	LOGAN	185	158	158	0	0	1	0	26	71	68	19	158
	MCLEAN	1,358	910	890	10	10	7	6	435	241	612	57	910
	WOODFORD	183	129	129	0	0	0	2	52	30	94	5	129
11th....	CIRCUIT TOTAL	2,066	1,472	1,428	20	24	12	10	572	454	919	99	1,472

* INCLUDES SUCH DISPOSITIONS AS TRANSFERS TO INACTIVE/FUGITIVE WARRANT CALENDAR, EXTRADITION PROCEEDINGS, AND DISMISSED ON MOTION OF STATE.

**FELONY DISPOSITIONS AND SENTENCES BY COUNTY
CIRCUIT COURTS OF ILLINOIS
CALENDAR YEAR 2018**

CIRCUIT	COUNTY	TOTAL NUMBER OF DEFENDANTS	TOTAL CONVICTED	CONVICTED OF FELONIES			FOUND NOT GUILTY		REMAINING BALANCE *	SENTENCES			
				PLEA OF GUILTY	CON- VICTED BY COURT	CON- VICTED BY JURY	BENCH TRIAL	JURY TRIAL		STATE IMPRISONMENT	PROBATION	OTHER	TOTAL SENTENCES
12th....	WILL	2,270	1,771	1,741	21	9	29	4	466	638	929	204	1,771
12th....	CIRCUIT TOTAL	2,270	1,771	1,741	21	9	29	4	466	638	929	204	1,771
13th....	BUREAU	128	115	114	1	0	3	0	10	66	28	21	115
	GRUNDY	208	147	141	4	2	0	0	61	55	60	32	147
	LASALLE	563	448	437	6	5	4	1	110	168	195	85	448
13th....	CIRCUIT TOTAL	899	710	692	11	7	7	1	181	289	283	138	710
14th....	HENRY	433	291	277	9	5	5	0	137	76	140	75	291
	MERCER	128	69	69	0	0	0	0	59	22	41	6	69
	ROCK ISLAND	895	622	620	1	1	2	1	270	157	364	101	622
	WHITESIDE	371	275	267	3	5	2	3	91	106	163	6	275
14th....	CIRCUIT TOTAL	1,827	1,257	1,233	13	11	9	4	557	361	708	188	1,257
15th....	CARROLL	76	49	46	1	2	0	1	26	12	33	4	49
	JO DAVIESS	106	56	55	0	1	0	1	49	18	23	15	56
	LEE	252	182	179	2	1	0	0	70	73	90	19	182
	OGLE	183	111	109	1	1	0	2	70	27	65	19	111
	STEPHENSON	340	292	284	7	1	1	1	46	99	169	24	292
15th....	CIRCUIT TOTAL	957	690	673	11	6	1	5	261	229	380	81	690
16th....	KANE	2,774	1,538	1,390	89	59	39	27	1,170	704	795	39	1,538
16th....	CIRCUIT TOTAL	2,774	1,538	1,390	89	59	39	27	1,170	704	795	39	1,538
17th....	BOONE	442	373	367	3	3	2	1	66	115	207	51	373
	WINNEBAGO	3,035	1,736	1,692	27	17	2	11	1,286	366	1,116	254	1,736
17th....	CIRCUIT TOTAL	3,477	2,109	2,059	30	20	4	12	1,352	481	1,323	305	2,109
18th....	DU PAGE	3,186	1,882	1,819	51	12	1	33	1,270	469	799	614	1,882
18th....	CIRCUIT TOTAL	3,186	1,882	1,819	51	12	1	33	1,270	469	799	614	1,882
19th....	LAKE	3,167	1,463	1,445	7	11	6	7	1,691	347	917	199	1,463
19th....	CIRCUIT TOTAL	3,167	1,463	1,445	7	11	6	7	1,691	347	917	199	1,463
20th....	MONROE	155	110	106	3	1	0	0	45	47	56	7	110
	PERRY	175	117	117	0	0	0	0	58	29	68	20	117
	RANDOLPH	213	136	131	4	1	3	1	73	48	75	13	136
	ST. CLAIR	2,165	1,060	1,050	4	6	2	13	1,090	303	736	21	1,060
	WASHINGTON	97	59	59	0	0	0	0	38	10	22	27	59
20th....	CIRCUIT TOTAL	2,805	1,482	1,463	11	8	5	14	1,304	437	957	88	1,482
21st....	IROQUOIS	143	83	82	0	1	0	0	60	27	47	9	83
	KANKAKEE	460	302	287	6	9	5	6	147	129	123	50	302
21st....	CIRCUIT TOTAL	603	385	369	6	10	5	6	207	156	170	59	385
22nd....	MCHENRY	1,345	622	611	6	5	9	2	712	189	300	133	622
22nd....	CIRCUIT TOTAL	1,345	622	611	6	5	9	2	712	189	300	133	622
23rd....	DEKALB	712	417	404	7	6	6	16	273	114	118	185	417
	KENDALL	408	328	319	3	6	5	1	74	37	197	94	328
23rd....	CIRCUIT TOTAL	1,120	745	723	10	12	11	17	347	151	315	279	745
	DOWNSTATE TOTAL	48,865	29,216	28,344	543	329	168	223	19,258	9,034	16,401	3,781	29,216
COOK	COOK COUNTY	48,855	16,000	13,663	2,221	116	589	76	32,190	7,875	3,958	4,167	16,000
	STATE TOTAL	97,720	45,216	42,007	2,764	445	757	299	51,448	16,909	20,359	7,948	45,216

* INCLUDES SUCH DISPOSITIONS AS TRANSFERS TO INACTIVE/FUGITIVE WARRANT CALENDAR, EXTRADITION PROCEEDINGS, AND DISMISSED ON MOTION OF STATE.

FINANCIAL SUMMARY OF THE CIRCUIT COURTS OF ILLINOIS

The amounts reported on the following pages are for FY 2018. In most counties, FY18 ended 11/30/2018. Those counties with different fiscal years are as follows:

Calhoun	FY18 ended 08/30/2018
DeKalb	FY18 ended 12/31/2018
Douglas	FY18 ended 12/31/2018
Greene	FY18 ended 12/31/2018
Macoupin	FY18 ended 08/31/2018
Massac	FY18 ended 12/31/2018
McLean	FY18 ended 12/31/2018
Morgan	FY18 ended 08/31/2018
Peoria	FY18 ended 12/31/2018
St. Clair	FY18 ended 12/31/2018
Shelby	FY18 ended 08/31/2018
Stephenson	FY18 ended 12/31/2018
Winnebago	FY18 ended 09/30/2018

Beginning in October of 1999, employers began sending child support payments to the State Disbursement Unit rather than to circuit clerks for processing and disbursement to recipients. The amounts reported by circuit clerks under the heading "Maintenance and Child Support Payments" include payments processed and disbursed by the State Disbursement Unit.

**CIRCUIT CLERK
FEES AND OTHER REVENUE BY COUNTY
DECEMBER 1, 2017 - NOVEMBER 30, 2018**

CIRCUIT	COUNTY	FEES AND OTHER REVENUE OF CLERK'S OFFICE									
		CLERK'S FEES AND COSTS	COURT AUTOMA- TION FUND	MAINTENANCE AND CHILD SUPPORT	DOCUMENT STORAGE FUND	OPERATION AND ADMIN. FUND	CLERK'S E-CITATION FUND	INTEREST ON INVESTED FUNDS	DHFS IV-D CONTR. & INCENT.	OTHER	TOTAL FEES AND OTHER REVENUE
1st.....	Alexander	30,307	29,160	150	29,310	5,052	0	489	7,715	0	102,183
	Jackson	301,321	92,896	35,170	92,613	7,289	5,076	5,706	3,808	0	543,879
	Johnson	62,567	19,600	0	19,537	2,531	0	85	1,522	0	105,842
	Massac	76,153	105,917	0	106,017	3,463	0	1,160	1,681	1,852	296,243
	Pope	30,026	10,884	0	12,018	1,784	0	0	84	0	54,796
	Pulaski	61,028	43,773	39	43,352	1,215	0	1,077	651	0	151,135
	Saline	118,688	45,269	13,267	45,149	3,233	0	121	5,694	0	231,422
	Union	128,766	71,022	1,169	67,626	2,650	1,654	410	2,572	0	275,869
	Williamson	489,038	89,275	557	83,917	9,552	474	584	5,040	0	678,437
1st.....	Circuit Total	1,297,894	507,796	50,353	499,539	36,768	7,203	9,632	28,767	1,852	2,439,805
2nd.....	Crawford	95,912	17,207	4,884	10,723	3,038	487	2,055	0	0	134,305
	Edwards	28,481	12,631	4,381	12,627	1,715	369	132	1,690	0	62,026
	Franklin	310,991	73,015	0	72,526	6,188	0	221	5,171	0	468,112
	Gallatin	36,891	9,814	2,201	9,728	669	0	140	0	624	60,067
	Hamilton	41,910	10,353	3,348	10,340	1,267	0	624	1,366	0	69,208
	Hardin	19,514	6,044	36	5,465	519	0	22	168	51	31,818
	Jefferson	196,552	76,361	3,999	75,341	13,324	213	23,220	1,659	0	390,670
	Lawrence	79,357	24,863	9,876	24,736	1,355	0	11	924	0	141,122
	Richland	72,577	26,565	9,885	26,271	2,734	0	183	0	0	138,216
	Wabash	69,206	18,624	9,411	18,475	3,448	0	108	1,816	0	121,087
	Wayne	77,081	18,959	6,533	18,796	2,871	42	145	2,257	0	126,683
	White	88,669	31,646	5,962	30,415	2,302	570	119	2,012	0	161,695
2nd.....	Circuit Total	1,117,142	326,081	60,516	315,443	39,428	1,680	26,980	17,064	675	1,905,009
3rd.....	Bond	118,523	32,991	360	33,004	7,402	6,587	1,848	1,239	0	201,953
	Madison	4,485,174	354,033	84,941	1,059,007	59,810	48,574	48,171	39,156	35,435	6,214,303
3rd.....	Circuit Total	4,603,697	387,024	85,301	1,092,011	67,212	55,161	50,019	40,395	35,435	6,416,256
4th.....	Christian	159,689	42,294	11,919	41,877	7,012	1,819	879	5,236	0	270,725
	Clay	75,000	22,915	8,216	21,615	406	657	1,218	7,724	0	137,751
	Clinton	188,398	29,506	18,369	38,481	5,399	2,688	1,204	3,416	0	287,462
	Effingham	181,408	48,268	795	58,506	10,193	2,453	3,397	4,100	0	309,119
	Fayette	145,736	50,902	3,620	49,031	7,816	2,863	700	0	0	260,669
	Jasper	52,355	17,060	72	16,619	2,385	756	374	210	0	89,831
	Marion	211,689	49,887	43,132	62,740	6,157	1,983	0	7,724	0	383,313
	Montgomery	208,114	42,665	15,239	42,599	9,816	5,614	1,090	7,880	0	333,017
	Shelby	75,047	24,376	7,267	15,302	3,276	779	125	1,092	0	127,265
4th.....	Circuit Total	1,297,437	327,874	108,629	346,771	52,460	19,612	8,988	37,382	0	2,199,153
5th.....	Clark	92,807	38,456	0	38,069	3,033	2,497	187	1,899	23	176,970
	Coles	261,269	81,345	9,113	81,084	5,888	4,221	1,323	4,926	0	449,169
	Cumberland	52,094	12,683	3,810	12,053	3,032	711	603	0	0	84,985
	Edgar	94,037	24,849	3,166	24,634	3,199	1,794	1,932	2,352	0	155,962
	Vermilion	1,276,964	132,487	53,385	131,985	11,473	4,765	1,804	6,226	0	1,619,090
5th.....	Circuit Total	1,777,171	289,820	69,473	287,824	26,624	13,988	5,849	15,403	23	2,486,176

**CIRCUIT CLERK
FEES AND OTHER REVENUE BY COUNTY
DECEMBER 1, 2017 - NOVEMBER 30, 2018**

CIRCUIT	COUNTY	FEES AND OTHER REVENUE OF CLERK'S OFFICE									
		CLERK'S FEES AND COSTS	COURT AUTOMA- TION FUND	MAINTENANCE AND CHILD SUPPORT	DOCUMENT STORAGE FUND	OPERATION AND ADMIN. FUND	CLERK'S E-CITATION FUND	INTEREST ON INVESTED FUNDS	DHFS IV-D CONTR. & INCENT.	OTHER	TOTAL FEES AND OTHER REVENUE
6th.....	Champaign	769,426	234,361	48,414	233,753	23,967	6,263	19,347	30,408	101,501	1,467,440
	DeWitt	98,444	20,352	6,762	20,470	6,545	1,611	0	0	0	154,186
	Douglas	95,550	32,474	6,756	31,880	5,678	1,401	246	3,089	0	177,073
	Macon	918,345	259,245	45,850	257,347	38,211	3,377	8,362	23,988	0	1,554,725
	Moultrie	71,650	23,535	7,739	23,416	3,638	1,101	83	1,618	0	132,780
	Piatt	56,650	14,205	3,648	14,220	6,269	663	67	1,795	0	97,517
6th.....	Circuit Total	2,010,064	584,173	119,169	581,086	84,308	14,416	28,105	60,898	101,501	3,583,720
7th.....	Greene	41,481	6,369	5,504	6,415	2,904	0	5	3,152	0	65,830
	Jersey	201,099	32,888	2,820	32,616	5,084	3,710	319	2,900	351	281,787
	Macoupin	325,601	89,005	11,895	88,571	14,346	1,191	777	5,805	0	537,191
	Morgan	154,548	51,123	16,398	54,765	4,889	1,929	625	6,345	0	290,622
	Sangamon	1,619,316	403,985	59,094	444,540	50,524	37,986	82,107	24,297	0	2,721,848
	Scott	22,054	15,605	3,135	15,726	1,103	389	0	2,903	0	60,914
7th.....	Circuit Total	2,364,098	598,975	98,846	642,634	78,850	45,204	83,833	45,401	351	3,958,192
8th.....	Adams	505,183	136,675	36	128,751	16,804	5,480	4,273	10,766	0	807,968
	Brown	28,116	9,228	1,991	9,585	790	783	211	1,648	0	52,352
	Calhoun	31,505	13,399	1,297	13,320	1,315	969	66	0	0	61,870
	Cass	72,174	5,925	10,050	5,925	3,091	1,113	303	1,722	0	100,303
	Mason	109,197	27,441	3,773	27,313	10,721	6,140	1,145	3,047	0	188,777
	Menard	56,579	18,160	234	17,688	853	0	104	1,534	0	95,150
	Pike	152,772	46,351	17,755	46,442	10,289	2,584	0	2,534	0	278,727
	Schuyler	62,435	20,225	6,833	20,240	3,938	941	0	2,131	0	116,743
8th.....	Circuit Total	1,017,963	277,403	41,969	269,264	47,799	18,010	6,101	23,382	0	1,701,891
9th.....	Fulton	209,644	61,865	22,173	62,294	3,494	2,558	3,314	2,646	118	368,104
	Hancock	75,526	31,514	36	30,943	10,449	1,387	556	735	0	151,146
	Henderson	38,719	30,163	2,934	29,960	4,107	1,625	0	252	0	107,759
	Knox	268,964	91,239	11,045	91,133	6,581	3,262	0	6,258	0	478,482
	McDonough	211,274	61,752	6,130	61,576	8,849	4,098	1,277	3,192	0	358,149
	Warren	99,979	33,178	18,728	32,665	4,664	2,193	49	1,828	0	193,283
9th.....	Circuit Total	904,106	309,711	61,046	308,571	38,145	15,121	5,196	14,911	118	1,656,923
10th.....	Marshall	58,401	8,146	6,615	8,121	1,709	549	68	1,282	0	84,891
	Peoria	1,356,178	451,848	33,435	453,374	48,667	12,868	0	29,279	0	2,385,650
	Putnam	29,476	8,644	1,746	8,574	1,321	174	52	1,480	0	51,467
	Stark	22,813	8,392	3,156	8,232	1,231	195	45	1,009	0	45,072
	Tazewell	734,912	426,454	23,984	426,614	35,806	13,908	11,492	9,781	38,101	1,721,051
10th.....	Circuit Total	2,201,779	903,484	68,935	904,915	88,734	27,694	11,658	42,831	38,101	4,288,131
11th.....	Ford	71,535	20,485	0	29,256	4,256	1,277	677	2,253	0	129,739
	Livingston	173,186	71,266	3,283	51,329	9,964	8,807	1,163	3,470	0	322,468
	Logan	144,149	47,877	17,581	47,877	14,974	2,077	272	5,213	0	280,020
	McLean	1,020,734	481,517	52,884	357,795	30,758	53,717	10,677	8,484	0	2,016,566
	Woodford	141,923	41,393	1,170	41,281	10,174	2,682	0	3,731	0	242,352
11th.....	Circuit Total	1,551,526	662,538	74,917	527,537	70,126	68,559	12,790	23,151	0	2,991,145

**CIRCUIT CLERK
FEES AND OTHER REVENUE BY COUNTY
DECEMBER 1, 2017 - NOVEMBER 30, 2018**

CIRCUIT	COUNTY	FEES AND OTHER REVENUE OF CLERK'S OFFICE									TOTAL FEES AND OTHER REVENUE
		CLERK'S FEES AND COSTS	COURT AUTOMATION FUND	MAINTENANCE AND CHILD SUPPORT	DOCUMENT STORAGE FUND	OPERATION AND ADMIN FUND	CLERK'S E-CITATION FUND	INTEREST ON INVESTED FUNDS	DHFS IV-D CONTR. & INCENT.	OTHER	
12th.....	Will	5,552,669	1,099,688	122,601	1,075,892	305,633	82,055	72,193	33,306	0	8,344,037
12th.....	Circuit Total	5,552,669	1,099,688	122,601	1,075,892	305,633	82,055	72,193	33,306	0	8,344,037
13th.....	Bureau	249,257	59,571	16,441	59,106	6,659	249	965	6,011	0	398,259
	Grundy	341,671	61,885	17,401	61,829	13,274	7,860	5,298	3,743	0	512,961
	LaSalle	688,055	161,708	12,100	161,403	25,200	9,503	28,225	11,571	0	1,097,766
13th.....	Circuit Total	1,278,983	283,164	45,942	282,338	45,133	17,612	34,488	21,325	0	2,008,986
14th.....	Henry	320,127	113,827	6,475	113,137	7,709	0	11,978	6,662	0	579,914
	Mercer	72,459	13,210	100	15,304	2,722	0	529	2,257	0	106,581
	Rock Island	1,216,784	201,193	115,288	201,618	23,978	6,232	96,194	20,370	600	1,882,257
	Whiteside	447,336	173,212	0	173,018	7,690	4,798	0	7,229	0	813,281
14th.....	Circuit Total	2,056,706	501,442	121,863	503,076	42,098	11,030	108,701	36,518	600	3,382,033
15th.....	Carroll	72,500	21,367	10,019	21,308	1,603	938	3,162	2,047	8	132,952
	Jo Daviess	91,792	44,651	0	38,590	3,736	2,245	17	588	0	181,620
	Lee	218,492	108,281	10,199	108,217	7,577	3,222	875	1,617	0	458,480
	Ogle	266,785	90,547	36	89,545	10,689	5,300	1,694	3,494	6,543	474,632
	Stephenson	302,945	108,878	13,143	109,294	9,627	0	0	4,030	0	547,917
15th.....	Circuit Total	952,514	373,724	33,397	366,953	33,232	11,705	5,749	11,776	6,551	1,795,600
16th.....	Kane	3,442,270	1,535,050	95,635	1,469,955	182,790	119,127	4,659	20,160	0	6,869,645
16th.....	Circuit Total	3,442,270	1,535,050	95,635	1,469,955	182,790	119,127	4,659	20,160	0	6,869,645
17th.....	Boone	343,421	120,768	9,026	133,476	24,433	7,731	1,848	3,941	0	644,644
	Winnebago	2,033,013	551,990	63,613	854,185	46,509	42,895	11,833	38,834	0	3,642,872
17th.....	Circuit Total	2,376,434	672,758	72,639	987,661	70,941	50,626	13,681	42,775	0	4,287,516
18th.....	DuPage	6,410,131	2,417,734	281,804	2,489,939	742,826	175,263	32,743	0	0	12,550,439
18th.....	Circuit Total	6,410,131	2,417,734	281,804	2,489,939	742,826	175,263	32,743	0	0	12,550,439
19th.....	Lake	4,176,444	1,440,743	59,726	1,359,539	219,131	71,383	6,367	0	0	7,333,334
19th.....	Circuit Total	4,176,444	1,440,743	59,726	1,359,539	219,131	71,383	6,367	0	0	7,333,334
20th.....	Monroe	135,758	20,471	330	19,999	7,054	3,262	603	714	0	188,192
	Perry	110,415	29,907	9,706	29,660	3,686	2,277	0	1,365	0	187,016
	Randolph	142,461	60,379	10,150	56,339	3,934	3,051	135	1,932	0	278,382
	St. Clair	3,104,004	995,147	73,437	993,351	75,316	34,973	36,138	37,050	0	5,349,416
	Washington	68,819	23,541	3,775	23,125	4,822	1,482	80	1,331	767	127,741
20th.....	Circuit Total	3,561,457	1,129,445	97,398	1,122,475	94,812	45,045	36,956	42,392	767	6,130,747
21st.....	Iroquois	139,670	45,944	8,168	45,125	5,760	2,089	256	3,596	0	250,607
	Kankakee	715,349	258,791	23,252	256,799	30,916	22,420	1,758	9,303	12,512	1,331,100
21st.....	Circuit Total	855,019	304,735	31,420	301,924	36,676	24,508	2,014	12,899	12,512	1,581,707
22nd.....	McHenry	1,976,796	520,297	82,478	494,896	94,584	30,986	220,158	10,059	0	3,430,255
22nd.....	Circuit Total	1,976,796	520,297	82,478	494,896	94,584	30,986	220,158	10,059	0	3,430,255
23rd.....	DeKalb	384,883	256,884	13,139	244,765	31,973	14,809	32,522	8,657	0	987,631
	Kendall	537,038	203,274	51,631	133,928	18,089	6,639	140	2,730	0	953,469
	Circuit Total	921,921	460,158	64,770	378,693	50,062	21,449	32,662	11,387	0	1,941,101
	Downstate Total	53,704,222	15,913,817	1,948,828	16,608,936	2,548,373	947,437	819,521	592,185	198,485	93,281,803
Cook	Cook County	54,824,202	10,770,470	1,275,136	9,989,252	587,024	233,708	101,514	1,284,782	0	79,066,088
	State Total	108,528,424	26,684,287	3,223,964	26,598,188	3,135,397	1,181,145	921,035	1,876,967	198,485	172,347,891

**CIRCUIT CLERK
COST OF OPERATING BY COUNTY
DECEMBER 1, 2017 - NOVEMBER 30, 2018**

COST OF OPERATING CLERK'S OFFICE												
CIRCUIT	COUNTY	CLERK'S SALARY	ALL OTHER PERSONNEL SALARIES	FULL TIME STAFF	PART TIME STAFF	AUTOMATION EXPENSES *	MAINTENANCE AND CHILD SUPPORT EXPENSES *	COURT DOCUMENT STORAGE EXPENSES *	OPERATION & ADMIN. FUND EXPENSES	E-CITATION EXPENSES	OTHER OFFICE EXPENSES	TOTAL COST OF OPERATING EXPENSES
1st.....	Alexander	39,500	81,000	2	0	49,200	20,358	59,276	1,500	10	0	250,845
	Jackson	66,069	553,653	13	4	97,728	14,876	165,106	7,375	0	370,206	1,275,014
	Johnson	46,306	105,073	4	0	16,942	0	8,143	767	0	5,060	182,292
	Massac	45,883	136,864	4	0	20,051	2,439	7,006	1,069	0	11,811	225,123
	Pope	41,625	26,554	1	0	11,110	2,566	12,231	673	0	2,718	97,479
	Pulaski	55,776	76,567	4	0	87,239	0	0	0	0	18,154	237,736
	Saline	61,200	192,451	6	0	13,686	11,776	74,528	2,193	0	14,409	370,244
	Union	60,231	227,998	7	0	21,136	27,847	9,943	0	0	6,285	353,441
	Williamson	84,429	643,087	21	4	65,816	18	4,432	19,434	0	35,465	852,682
1st.....	Circuit Total	501,019	2,043,246	62	8	382,909	79,883	340,668	33,012	10	464,108	3,844,855
2nd.....	Crawford	58,804	150,770	5	1	20,096	7,439	0	0	0	15,226	252,334
	Edwards	35,800	37,276	1	2	9,063	5,503	6,488	32	0	5,305	99,469
	Franklin	66,838	328,081	8	4	16,849	0	0	0	0	24,527	436,296
	Gallatin	47,110	28,653	1	0	2,375	0	2,383	1,009	0	9,613	91,144
	Hamilton	39,057	67,170	2	1	5,414	15,696	2,995	1,212	0	5,240	136,786
	Hardin	26,826	19,909	1	0	6,325	1,587	3,373	60	0	4,755	62,835
	Jefferson	54,050	188,737	9	3	92,910	0	136,335	0	15,201	0	487,234
	Lawrence	38,538	96,586	4	0	23,721	0	2,717	2,940	0	8,429	172,931
	Richland	46,134	107,599	4	0	16,671	6,446	8,290	1,270	0	2,298	188,709
	Wabash	36,000	75,734	3	0	20,398	19,644	21,055	2,380	0	7,650	182,862
	Wayne	48,425	126,434	4	1	10,612	0	12,878	3,363	0	6,128	207,840
	White	48,124	126,153	4	1	20,852	4,584	2,366	7,339	0	5,421	214,839
	2nd.....	Circuit Total	545,706	1,353,102	46	13	245,287	60,902	198,884	19,605	15,201	94,592
3rd.....	Bond	59,800	165,879	5	4	59,977	0	29,996	13,378	7,210	25,806	362,047
	Madison	112,627	3,945,243	80	1	244,448	0	382,136	41,349	44,424	178,621	4,948,850
3rd.....	Circuit Total	172,427	4,111,123	85	5	304,425	0	412,132	54,728	51,634	204,427	5,310,896
4th.....	Christian	62,797	218,740	9	1	60,021	10,804	49,034	3,296	0	69,701	474,394
	Clay	56,533	69,258	3	0	16,427	1,304	3,991	0	0	13,573	161,086
	Clinton	70,805	196,605	5	0	16,518	0	1,179	1,263	0	14,072	300,442
	Effingham	63,454	381,422	11	1	16,884	0	4,832	15,413	0	488	482,494
	Fayette	56,000	142,774	6	0	0	0	0	0	0	23,001	221,775
	Jasper	52,000	59,547	1	1	22,475	0	9,296	0	0	11,336	154,654
	Marion	63,000	285,316	9	3	26,667	2,096	100,226	7,027	0	44,966	529,300
	Montgomery	66,297	191,195	8	0	56,751	0	32,049	18,496	0	6,054	370,842
	Shelby	56,430	148,506	4	0	11,393	6,894	6,408	5,657	0	12,087	247,375
4th.....	Circuit Total	547,316	1,693,364	56	6	227,135	21,099	207,019	51,152	0	195,277	2,942,363
5th.....	Clark	53,186	125,127	4	3	17,193	0	8,168	6,122	4,818	10,764	225,379
	Coles	64,480	341,514	11	3	21,148	902	13,171	0	0	20,512	461,727
	Cumberland	43,294	80,610	3	0	14,791	218	22,594	2,578	711	4,069	168,867
	Edgar	46,852	136,043	5	3	22,661	0	21,571	72	0	13,955	241,155
	Vermilion	70,710	647,520	25	3	82,765	9,974	11,781	178,624	5,625	36,381	1,043,380
5th.....	Circuit Total	278,522	1,330,814	48	12	158,559	11,094	77,286	187,396	11,154	85,682	2,140,508

* Includes expenditures paid from the County General Fund

**CIRCUIT CLERK
COST OF OPERATING BY COUNTY
DECEMBER 1, 2017 - NOVEMBER 30, 2018**

COST OF OPERATING CLERKS OFFICE												
CIRCUIT	COUNTY	CLERK'S SALARY	ALL OTHER PERSONNEL SALARIES	FULL TIME STAFF	PART TIME STAFF	AUTOMATION EXPENSES *	MAINTENANCE AND CHILD SUPPORT EXPENSES*	COURT DOCUMENT STORAGE EXPENSES *	OPERATION & ADMIN. FUND EXPENSES	E-CITATION EXPENSES	OTHER OFFICE EXPENSES	TOTAL COST OF OPERATING EXPENSES
6th.....	Champaign	93,709	1,417,690	37	4	211,848	15,000	162,229	53,034	37,614	46,597	2,037,721
	DeWitt	56,000	90,471	5	1	21,620	15,939	10,239	6,048	0	5,945	206,263
	Douglas	65,952	170,991	5	2	39,421	19,494	9,434	1,755	0	5,386	312,433
	Macon	83,859	1,153,492	31	0	63,204	10,016	58,172	34,091	300	350,296	1,753,430
	Moultrie	55,423	116,350	5	0	34,229	15,334	25,556	3,953	1,072	0	251,918
	Piatt	51,785	195,267	6	0	10,690	0	27,873	1,060	0	22,516	309,190
6th.....	Circuit Total	406,727	3,144,261	89	7	381,012	75,784	293,504	99,940	38,986	430,740	4,870,955
7th.....	Greene	59,776	79,198	3	0	10,470	0	11,743	1,843	0	4,320	167,351
	Jersey	56,689	177,193	5	0	32,874	0	54,845	4,266	0	6,542	332,409
	Macoupin	63,728	400,694	9	0	96,285	163	30,734	0	0	27,839	619,445
	Morgan	67,000	241,844	9	1	23,797	0	26,303	0	0	7,592	366,536
	Sangamon	102,920	1,997,004	57	18	487,757	21,850	193,146	38,609	58,827	844,820	3,744,934
	Scott	43,808	29,900	2	0	0	0	0	0	0	5,835	79,543
7th.....	Circuit Total	393,921	2,925,832	85	19	651,183	22,014	316,774	44,717	58,827	896,949	5,310,218
8th.....	Adams	59,696	550,800	14	0	49,649	0	2,390	6,958	0	53,439	722,932
	Brown	33,000	45,520	2	1	0	0	10,794	0	0	0	89,314
	Calhoun	36,860	32,368	1	1	7,123	0	33,949	450	0	5,224	115,974
	Cass	78,726	126,396	4	1	28,601	10,050	12,940	3,091	1,856	4,472	266,132
	Mason	71,327	140,634	4	0	19,104	0	0	1,478	0	13,395	245,937
	Menard	66,575	103,214	3	1	8,493	0	5,671	0	0	5,905	189,858
	Pike	51,113	170,927	6	0	63,771	0	13,164	0	0	12,547	311,524
	Schuyler	46,799	92,561	3	0	23,964	0	7,539	0	0	10,893	181,756
8th.....	Circuit Total	444,096	1,262,420	37	4	200,705	10,050	86,448	11,978	1,856	105,875	2,123,427
9th.....	Fulton	61,851	416,547	10	0	34,179	1,980	15,404	4,095	0	42,671	576,728
	Hancock	51,840	131,864	4	0	31,287	0	1,187	0	0	10,991	227,169
	Henderson	49,793	103,917	2	3	17,197	0	3,798	0	0	11,972	186,678
	Knox	71,521	615,104	18	0	85,616	520	4,914	3,950	0	20,000	801,626
	McDonough	54,840	363,356	11	2	72,607	1,491	21,511	0	0	33,923	547,729
	Warren	51,695	143,437	4	0	19,424	0	27,020	2,527	0	11,186	255,289
9th.....	Circuit Total	341,540	1,774,225	49	5	260,310	3,991	73,836	10,572	0	130,743	2,595,218
10th.....	Marshall	55,009	115,456	3	0	7,641	6,358	8,325	2,920	0	8,103	203,815
	Peoria	95,522	1,553,644	36	0	77,550	9,948	345,115	3,745	14,000	303,311	2,402,836
	Putnam	49,355	67,347	2	0	35,489	3,846	10,014	891	0	3,430	170,374
	Stark	40,000	22,810	0	2	504	3,598	14,997	43	0	3,724	85,678
	Tazewell	90,342	1,295,230	38	2	520,924	0	486,552	6,022	7,930	9,113	2,416,114
10th.....	Circuit Total	330,228	3,054,487	79	4	642,109	23,753	865,005	13,621	21,930	327,682	5,278,816
11th.....	Ford	55,000	80,729	3	2	0	0	529	0	0	55,139	191,397
	Livingston	68,351	256,621	10	2	37,144	0	32,310	1,195	0	21,321	416,943
	Logan	65,000	402,025	9	3	68,340	0	32,196	298	0	28,401	596,261
	McLean	100,606	1,808,426	46	27	189,250	31,113	110,455	40,837	0	404,571	2,685,258
	Woodford	62,358	249,226	7	1	39,349	1,169	14,724	6,025	0	31,684	404,537
11th.....	Circuit Total	351,315	2,797,027	75	35	334,083	32,282	190,217	48,355	0	541,116	4,294,396

*Includes expenditures paid from the County General Fund

**CIRCUIT CLERK
COST OF OPERATING BY COUNTY
DECEMBER 1, 2017 - NOVEMBER 30, 2018**

COST OF OPERATING CLERK'S OFFICE												
CIRCUIT	COUNTY	CLERK'S SALARY	ALL OTHER PERSONNEL SALARIES	FULL TIME STAFF	PART TIME STAFF	AUTOMATION EXPENSES *	MAINTENANCE AND CHILD SUPPORT EXPENSES*	COURT DOCUMENT STORAGE EXPENSES *	OPERATION & ADMIN. FUND EXPENSES	E-CITATION EXPENSES	OTHER OFFICE EXPENSES	TOTAL COST OF OPERATING EXPENSES
12th....	Will	93,000	5,820,842	145	1	755,827	52,494	485,425	78,975	108,967	3,129,629	10,525,160
12th....	Circuit Total	93,000	5,820,842	145	1	755,827	52,494	485,425	78,975	108,967	3,129,629	10,525,160
13th....	Bureau	63,808	211,090	9	0	27,698	0	16,362	100	0	10,899	329,957
	Grundy	78,613	262,536	8	0	39,189	149	30,259	12,253	0	2,085	425,084
	LaSalle	66,000	1,295,858	28	5	124,435	4,878	137,630	35,063	0	6,066	1,669,930
13th....	Circuit Total	208,421	1,769,484	45	5	191,322	5,027	184,251	47,416	0	19,050	2,424,971
14th....	Henry	71,509	327,025	13	3	30,220	3,925	81,656	4,259	0	144,379	662,974
	Mercer	51,599	81,711	3	0	34,528	576	6,611	426	0	11,665	187,118
	Rock Island	83,500	1,442,643	38	4	682,486	25,098	206,790	1,999	0	0	2,442,517
	Whiteside	78,000	334,725	11	2	62,445	0	56,142	5,363	0	596	537,272
14th....	Circuit Total	284,608	2,186,105	65	9	809,680	29,600	351,201	12,046	0	156,641	3,829,882
15th....	Carroll	56,275	61,261	3	0	9,852	24,689	14,083	5,891	0	13,804	185,856
	Jo Daviess	64,561	149,360	5	0	54,426	10,000	10,026	3,999	0	15,241	307,614
	Lee	63,051	333,483	9	1	123,637	13,896	86,664	0	0	102,440	723,171
	Ogle	80,765	499,739	12	0	62,867	12,250	81,151	7,285	25,660	19,090	788,807
	Stephenson	60,077	418,246	14	0	62,205	13,958	53,582	17,103	0	11,278	636,450
15th....	Circuit Total	324,729	1,462,090	43	1	312,986	74,793	245,508	34,278	25,660	161,853	2,641,897
16th....	Kane	90,655	5,818,534	105	0	461,874	4,892	67,849	5,304	3,516	76,036	6,528,661
16th....	Circuit Total	90,655	5,818,534	105	0	461,874	4,892	67,849	5,304	3,516	76,036	6,528,661
17th....	Boone	72,661	710,107	20	2	62,367	0	24,042	25,415	0	22,338	916,930
	Winnebago	92,580	2,996,018	83	5	436,355	28,473	582,692	0	0	226,789	4,362,909
17th....	Circuit Total	165,241	3,706,126	103	7	498,722	28,473	606,735	25,415	0	249,127	5,279,839
18th....	DuPage	167,401	6,956,117	163	0	2,199,372	275,862	2,272,948	590,575	37,686	460,342	12,960,303
18th....	Circuit Total	167,401	6,956,117	163	0	2,199,372	275,862	2,272,948	590,575	37,686	460,342	12,960,303
19th....	Lake	127,874	5,407,920	134	3	318,353	0	215,715	0	0	2,640,698	8,710,560
19th....	Circuit Total	127,874	5,407,920	134	3	318,353	0	215,715	0	0	2,640,698	8,710,560
20th....	Monroe	72,688	189,316	5	0	58,652	0	69,911	3,442	0	22,765	416,774
	Perry	58,500	126,479	5	0	4,144	442	6,837	545	0	15,673	212,621
	Randolph	66,000	289,658	6	0	27,530	10,150	2,974	3,931	0	25,754	425,998
	St. Clair	97,338	2,433,221	64	0	98,987	8,322	193,663	0	125,279	13,267	2,970,078
	Washington	56,700	88,210	3	0	19,410	0	3,868	1,997	0	3,996	174,181
20th....	Circuit Total	351,226	3,126,884	83	0	208,724	18,914	277,254	9,915	125,279	81,454	4,199,651
21st....	Iroquois	56,957	168,981	7	0	15,738	15,581	12,337	13,456	0	0	283,050
	Kankakee	77,386	1,065,620	33	0	102,677	1,454	44,861	1,503	0	14,231	1,307,733
21st....	Circuit Total	134,343	1,234,600	40	0	118,415	17,036	57,199	14,958	0	14,231	1,590,783
22nd....	McHenry	104,750	2,001,701	55	0	326,000	60,000	216,628	54,133	49,325	23,400	2,835,937
22nd....	Circuit Total	104,750	2,001,701	55	0	326,000	60,000	216,628	54,133	49,325	23,400	2,835,937
23rd....	DeKalb	105,997	955,585	20	16	101,602	484	121,109	3,219	6,998	501,627	1,796,621
	Kendall	90,097	817,124	25	4	286,485	17,359	19,633	2,860	0	33,806	1,267,365
	Circuit Total	196,094	1,772,709	45	20	388,087	17,843	140,742	6,079	6,998	535,433	3,063,986
	Downstate Total	6,561,158	66,753,011	1,737	164	10,377,077	925,795	8,183,240	1,454,168	557,028	11,025,084	105,836,562
Cook	Cook County	105,000	67,756,851	1,334	0	8,858,074	3,587,594	6,667,879	701,202	0	26,808,515	114,485,115
	State Total	6,666,158	134,509,862	3,071	164	19,235,151	4,513,389	14,851,119	2,155,370	557,028	37,833,599	220,321,677

*Includes expenditures paid from the County General Fund

**CIRCUIT CLERK
DISBURSEMENT OF FUNDS BY COUNTY
DECEMBER 1, 2017 - NOVEMBER 30, 2018**

CIRCUIT	COUNTY	MAINTENANCE AND CHILD SUPPORT PAYMENTS	FINES, PENALTIES, ASSESSMENTS AND FORFEITURES MUNICIPALITIES (CITIES, VILLAGES, TOWNS & PARK DISTRICTS)					TOTAL MUNICIPALITIES*
			ALL EXCEPT DRUG FINES	DRUG FINES	CRIME LAB & CRIME LAB DUI	OTHER		
1st.....	Alexander	720,950	47,617	0	0	2,786	50,403	
	Jackson	4,732,927	278,538	204	0	51,287	330,028	
	Johnson	975,334	13,856	110	0	1,240	15,207	
	Massac	1,567,862	65,038	0	0	11,057	76,095	
	Pope	228,211	1,341	125	0	0	1,466	
	Pulaski	490,187	482,965	0	0	2,838	485,803	
	Saline	2,925,021	58,379	0	0	5,950	64,329	
	Union	1,481,495	25,369	98	0	5,543	31,009	
	Williamson	8,133,527	292,953	2,826	0	27,893	325,020	
1st.....	Circuit Total	21,255,513	1,266,056	3,362	0	108,593	1,379,359	
2nd.....	Crawford	2,219,132	88,027	23,482	0	16,011	127,604	
	Edwards	667,023	9,852	0	0	1,809	11,661	
	Franklin	4,228,900	89,536	0	0	15,208	104,743	
	Gallatin	523,705	4,651	0	0	778	5,429	
	Hamilton	1,006,521	9,099	75	0	2,388	12,012	
	Hardin	268,981	5,231	0	0	614	5,845	
	Jefferson	4,924,057	154,344	0	0	27,414	182,322	
	Lawrence	1,581,771	31,162	0	0	7,383	38,545	
	Richland	2,028,663	48,647	101	0	10,418	59,165	
	Wabash	1,639,586	48,868	97	0	9,899	58,864	
	Wayne	1,615,333	23,367	0	0	1,939	25,404	
	White	1,615,215	38,695	805	0	5,391	44,891	
2nd.....	Circuit Total	22,318,887	551,478	24,560	0	99,250	676,485	
3rd.....	Bond	1,444,292	37,985	0	0	5,500	43,485	
	Madison	27,810,839	348,591	6,935	0	211,706	582,970	
3rd.....	Circuit Total	29,255,131	386,576	6,935	0	217,206	626,454	
4th.....	Christian	3,838,824	120,949	1,577	0	13,938	136,464	
	Clay	1,593,237	31,526	0	0	4,181	40,155	
	Clinton	2,660,313	108,106	5,552	0	12,806	126,464	
	Effingham	3,370,959	83,759	225	0	13,052	97,362	
	Fayette	2,020,411	112,398	42	0	15,342	127,782	
	Jasper	627,948	18,901	0	0	3,136	22,037	
	Marion	5,000,443	116,466	85	0	22,346	138,896	
	Montgomery	2,795,388	99,129	0	0	13,531	113,627	
	Shelby	2,446,455	29,251	0	0	3,382	32,634	
4th.....	Circuit Total	24,353,977	720,486	7,481	0	101,714	835,421	
5th.....	Clark	1,446,297	77,321	0	0	5,812	83,133	
	Coles	4,876,188	209,553	3,332	4,799	45,345	302,508	
	Cumberland	2,054,887	36,988	0	0	8,042	45,782	
	Edgar	66,387	94,841	0	0	7,927	102,769	
	Vermilion	10,539,167	138,332	0	0	21,455	159,997	
5th.....	Circuit Total	18,982,926	557,035	3,332	4,799	88,582	694,189	

*Includes Drug Task Force

**CIRCUIT CLERK
DISBURSEMENT OF FUNDS BY COUNTY
DECEMBER 1, 2017 - NOVEMBER 30, 2018**

CIRCUIT	COUNTY	MAINTENANCE AND CHILD SUPPORT PAYMENTS	FINES, PENALTIES, ASSESSMENTS AND FORFEITURES					TOTAL MUNICIPALITIES*
			MUNICIPALITIES (CITIES, VILLAGES, TOWNS & PARK DISTRICTS)					
			ALL EXCEPT DRUG FINES	DRUG FINES	CRIME LAB & CRIME LAB DUI	OTHER		
6th.....	Champaign	16,662,417	1,041,475	11,916	0	1,400	1,054,791	
	DeWitt	2,938,942	73,605	43	0	6,627	82,863	
	Douglas	1,958,199	109,488	1,402	0	4,882	117,199	
	Macon	16,295,303	202,633	11,302	1,297	80,496	296,172	
	Moultrie	1,799,919	20,578	10	0	7,127	27,715	
	Piatt	232,109	13,222	0	0	1,367	16,784	
6th.....	Circuit Total	39,886,889	1,461,001	24,672	1,297	101,899	1,595,523	
7th.....	Greene	1,499,924	40,816	0	0	10,071	50,913	
	Jersey	1,854,518	118,199	0	0	17,268	135,466	
	Macoupin	4,274,298	144,276	0	19,292	16,230	179,798	
	Morgan	4,451,535	60,635	196	0	12,418	73,248	
	Sangamon	26,359,619	520,433	7,497	2,843	201,465	732,238	
	Scott	430,686	3,550	0	0	613	4,163	
7th.....	Circuit Total	38,870,580	887,908	7,693	22,135	258,065	1,175,826	
8th.....	Adams	9,202,924	320,123	1,620	6,248	48,695	379,158	
	Brown	737,926	23,228	38	0	2,730	26,340	
	Calhoun	330,750	4,177	0	0	210	4,532	
	Cass	1,004,967	32,298	0	0	6,656	38,954	
	Mason	1,550,586	109,719	2,170	0	11,229	123,118	
	Menard	1,421,071	27,932	59	0	2,777	31,624	
	Pike	1,830,348	19,993	0	1,076	899	22,459	
	Schuyler	1,129,798	15,389	226	0	2,364	17,979	
8th.....	Circuit Total	17,208,371	552,860	4,112	7,324	75,560	644,165	
9th.....	Fulton	5,112,440	122,411	1,104	6,798	4,886	135,199	
	Hancock	1,957,090	58,203	0	0	7,871	66,074	
	Henderson	833,219	76,480	22	0	8,064	84,566	
	Knox	7,489,843	161,996	2,103	0	25,055	189,859	
	McDonough	3,410,464	183,563	9,464	0	32,998	227,388	
	Warren	2,289,363	61,704	1,335	68	18,158	81,372	
9th.....	Circuit Total	21,092,417	664,356	14,028	6,866	97,032	784,458	
10th.....	Marshall	1,358,995	17,315	94	0	1,604	19,013	
	Peoria	23,323,369	413,333	3,800	51,182	63,933	532,248	
	Putnam	549,004	13,056	400	0	1,883	20,988	
	Stark	590,008	5,519	658	0	273	6,450	
	Tazewell	18,210,537	803,282	3,191	0	0	806,657	
10th.....	Circuit Total	44,031,913	1,252,505	8,143	51,182	67,692	1,385,356	
11th.....	Ford	1,203,946	45,649	3	0	9,434	55,086	
	Livingston	5,338,562	178,665	493	0	29,712	208,919	
	Logan	3,097,688	114,090	509	0	18,881	133,480	
	McLean	20,366,003	787,092	34,118	460	144,759	971,537	
	Woodford	4,566,468	120,259	10	0	17,854	138,123	
11th.....	Circuit Total	34,572,668	1,245,756	35,133	460	220,641	1,507,145	

*Includes Drug Task Force

**CIRCUIT CLERK
DISBURSEMENT OF FUNDS BY COUNTY
DECEMBER 1, 2017 - NOVEMBER 30, 2018**

CIRCUIT	COUNTY	MAINTENANCE AND CHILD SUPPORT PAYMENTS	FINES, PENALTIES, ASSESSMENTS AND FORFEITURES MUNICIPALITIES (CITIES, VILLAGES, TOWNS & PARK DISTRICTS)					TOTAL MUNICIPALITIES*
			ALL EXCEPT DRUG FINES	DRUG FINES	CRIME LAB & CRIME LAB DUI	OTHER		
12th.....	Will	86,512,587	3,152,120	75,290	4,298	492,339	3,734,992	
12th.....	Circuit Total	86,512,587	3,152,120	75,290	4,298	492,339	3,734,992	
13th.....	Bureau	4,111,700	31,453	0	0	13,861	107,670	
	Grundy	7,103,743	122,601	2,011	0	40,069	168,464	
	LaSalle	14,676,391	236,393	8,406	0	101,576	347,649	
13th.....	Circuit Total	25,891,834	390,447	10,417	0	155,506	623,783	
14th.....	Henry	6,334,805	177,388	2,044	626	24,583	206,232	
	Mercer	1,658,377	16,126	0	0	3,611	19,737	
	Rock Island	20,023,612	603,279	27,148	429	105,485	741,964	
	Whiteside	8,820,823	203,915	7,591	0	31,392	251,492	
14th.....	Circuit Total	36,837,617	1,000,708	36,784	1,055	165,071	1,219,425	
15th.....	Carroll	1,200,274	46,454	173	0	10,058	56,684	
	Jo Daviess	1,120,742	89,189	294	0	12,766	102,249	
	Lee	4,095,151	168,591	3,167	10,257	7,140	189,155	
	Ogle	6,026,828	203,735	947	0	23,826	229,108	
	Stephenson	4,590,128	235,257	2,214	23,651	13,184	274,697	
15th.....	Circuit Total	17,033,122	743,226	6,794	33,908	66,975	851,893	
16th.....	Kane	53,178,711	2,008,136	26,193	0	583,867	2,618,760	
16th.....	Circuit Total	53,178,711	2,008,136	26,193	0	583,867	2,618,760	
17th.....	Boone	5,499,138	363,069	2,183	0	49,130	414,383	
	Winnebago	32,960,082	1,381,569	32,337	0	91,038	1,507,445	
17th.....	Circuit Total	38,459,219	1,744,638	34,521	0	140,169	1,921,828	
18th.....	DuPage	86,406,378	7,917,630	0	0	0	7,942,487	
18th.....	Circuit Total	86,406,378	7,917,630	0	0	0	7,942,487	
19th.....	Lake	54,121,894	5,071,898	8,260	0	0	5,089,767	
19th.....	Circuit Total	54,121,894	5,071,898	8,260	0	0	5,089,767	
20th.....	Monroe	3,634,792	187,726	0	0	44,522	232,256	
	Perry	2,725,902	77,223	350	0	13,032	128,335	
	Randolph	854,577	74,653	2,811	0	11,346	88,848	
	St. Clair	31,982,734	323,389	3,918	0	270,350	600,971	
	Washington	1,320,392	34,143	3,170	0	7,902	47,112	
20th.....	Circuit Total	40,518,396	697,134	10,248	0	347,151	1,097,522	
21st.....	Iroquois	2,139,150	27,369	305	0	6,366	34,040	
	Kankakee	12,171,455	438,859	0	94	94,613	541,077	
21st.....	Circuit Total	14,310,605	466,228	305	94	100,979	575,117	
22nd.....	McHenry	35,229,358	1,935,130	10,113	0	257,193	2,205,966	
22nd.....	Circuit Total	35,229,358	1,935,130	10,113	0	257,193	2,205,966	
23rd.....	DeKalb	10,379,021	388,294	9,973	7,319	15,400	421,248	
	Kendall	15,121,676	158,617	2,690	0	61,382	242,225	
23rd.....	Circuit Total	25,500,698	546,911	12,663	7,319	76,782	663,473	
	Downstate Total	825,829,692	35,220,223	371,037	140,737	3,822,265	39,849,394	
Cook	Cook County	355,632,507	8,307,982	7,744	0	2,654,223	10,969,949	
	State Total	1,181,462,199	43,528,205	378,781	140,737	6,476,488	50,819,343	

*Includes Drug Task Force

**CIRCUIT CLERK
DISBURSEMENT OF FUNDS BY COUNTY
DECEMBER 1, 2017 - NOVEMBER 30, 2018**

CIRCUIT	COUNTY	FINES, PENALTIES, ASSESSMENTS AND FORFEITURES (CONTINUED)							
		TOWNSHIPS	COUNTY						
		TOTAL TOWNSHIPS *	CRIMINAL CASES	TRAFFIC CASES	DRUG FINES	CRIME LAB	CRIME LAB DUI	OTHER **	TOTAL COUNTY
1st.....	Alexander	0	10,142	147,841	0	0	0	52,313	210,296
	Jackson	6,045	93,465	72,127	272	0	0	192,204	358,067
	Johnson	0	39,881	133,471	102	0	0	64,963	238,416
	Massac	0	60,929	224,881	0	0	0	368,687	654,497
	Pope	4,229	14,077	39,179	125	0	0	15,393	68,774
	Pulaski	0	37,762	376,403	0	0	0	314,922	729,088
	Saline	0	252,904	87,651	0	0	0	30,611	371,166
	Union	0	87,395	64,965	161	0	0	28,365	180,886
	Williamson	0	115,323	275,318	4,945	0	0	127,784	523,371
1st.....	Circuit Total	10,274	711,878	1,421,835	5,604	0	0	1,195,242	3,334,559
2nd.....	Crawford	412	58,753	29,158	819	0	0	32,680	121,409
	Edwards	0	33,531	41,463	0	0	0	17,891	92,885
	Franklin	0	277,420	101,264	0	0	0	58,396	437,080
	Gallatin	0	36,163	25,564	55	0	0	9,187	70,969
	Hamilton	0	31,210	37,418	71	0	0	6,207	74,906
	Hardin	0	21,920	17,086	0	0	0	4,626	43,632
	Jefferson	67	127,594	83,296	0	0	0	62,597	273,487
	Lawrence	0	88,948	40,549	1,853	0	0	14,280	145,630
	Richland	0	49,772	38,318	44	0	0	30,626	118,760
	Wabash	0	66,556	23,094	200	0	0	27,134	116,984
	Wayne	0	28,165	105,633	153	150	0	38,564	172,665
	White	0	73,087	82,300	2,390	0	0	35,646	193,423
2nd.....	Circuit Total	479	893,119	625,143	5,585	150	0	337,834	1,861,831
3rd.....	Bond	1,027	67,749	328,205	0	300	0	183,687	579,941
	Madison	6,307	134,790	236,167	19,502	0	0	479,589	870,049
3rd.....	Circuit Total	7,334	202,539	564,373	19,502	300	0	663,276	1,449,990
4th.....	Christian	1,725	30,905	88,809	5,064	0	0	68,098	192,877
	Clay	1,985	137,778	50,723	190	9,325	0	18,979	216,995
	Clinton	50	79,756	66,454	8,577	8,308	0	47,357	210,451
	Effingham	399	94,361	237,606	2,219	25,425	0	89,954	449,565
	Fayette	0	138,303	131,430	44	0	0	82,812	352,589
	Jasper	0	33,642	35,652	0	0	0	23,612	92,906
	Marion	50	131,357	94,014	127	0	0	57,999	283,497
	Montgomery	1,813	162,878	278,116	6,601	12,028	0	84,329	543,951
	Shelby	0	33,033	42,378	218	0	0	16,151	91,781
4th.....	Circuit Total	6,022	842,013	1,025,182	23,040	55,086	0	489,291	2,434,613
5th.....	Clark	100	27,391	95,824	0	0	0	34,779	157,994
	Coles	177	154,529	133,050	6,222	2,807	999	70,579	368,186
	Cumberland	0	33,488	45,347	0	0	0	27,483	106,319
	Edgar	0	71,360	39,309	731	0	0	9,751	121,151
	Vermilion	5,099	99,791	81,080	1,591	0	0	62,015	244,477
5th.....	Circuit Total	5,376	386,559	394,611	8,544	2,807	999	204,608	998,128

* Includes Drug Fines

** Includes Percentage Distribution to County General Corporate Fund & Boating Fines paid to County

**CIRCUIT CLERK
DISBURSEMENT OF FUNDS BY COUNTY
DECEMBER 1, 2017 - NOVEMBER 30, 2018**

CIRCUIT	COUNTY	FINES, PENALTIES, ASSESSMENTS AND FORFEITURES (CONTINUED)							
		TOWNSHIPS	COUNTY						
		TOTAL TOWNSHIPS *	CRIMINAL CASES	TRAFFIC CASES	DRUG FINES	CRIME LAB	CRIME LAB DUI	OTHER **	TOTAL COUNTY
6th.....	Champaign	3,025	73,664	521,540	0	0	0	34,906	630,109
	DeWitt	0	53,228	157,550	4,213	0	0	63,918	278,909
	Douglas	50	31,065	103,932	5,713	0	0	39,458	180,168
	Macon	4,347	127,532	75,310	18,881	168	0	116,779	338,670
	Moultrie	100	35,276	105,281	8	100	0	36,822	177,486
	Piatt	200	13,118	78,820	10,389	760	0	43,939	147,025
6th.....	Circuit Total	7,722	333,882	1,042,432	39,204	1,028	0	335,821	1,752,367
7th.....	Greene	0	19,203	17,752	733	0	0	52,020	89,708
	Jersey	0	68,241	96,083	0	0	0	36,908	201,232
	Macoupin	500	149,115	388,016	0	0	38,336	135,383	710,849
	Morgan	0	74,460	36,283	1,905	0	0	95,899	208,548
	Sangamon	8,923	28,285	313,374	8,807	0	0	260,154	610,621
	Scott	0	7,155	26,288	0	0	0	15,864	49,307
7th.....	Circuit Total	9,423	346,459	877,796	11,446	0	38,336	596,227	1,870,264
8th.....	Adams	50	84,502	100,838	2,230	332	0	91,239	279,140
	Brown	50	13,240	35,900	275	0	0	17,342	66,758
	Calhoun	0	30,353	55,048	0	0	0	23,892	109,293
	Cass	0	52,337	36,340	0	0	0	13,706	102,382
	Mason	0	85,514	69,269	4,320	0	0	65,618	224,720
	Menard	0	29,919	31,561	2,205	0	0	8,271	71,955
	Pike	0	133,835	209,771	21,697	34,629	0	42,709	442,640
	Schuyler	200	28,161	54,474	301	0	0	23,959	106,895
8th.....	Circuit Total	300	457,860	593,200	31,027	34,961	0	286,735	1,403,784
9th.....	Fulton	0	125,455	2,610	4,016	0	0	402,656	534,737
	Hancock	0	48,193	88,059	2,033	0	61	26,600	164,946
	Henderson	0	34,255	67,591	525	0	0	140,784	243,155
	Knox	0	132,622	171,271	789	0	0	127,228	431,909
	McDonough	10,667	216,237	85,898	5,452	0	0	94,448	402,034
	Warren	0	88,223	105,162	5,560	3,628	0	39,735	242,308
9th.....	Circuit Total	10,667	644,985	520,589	18,375	3,628	61	831,451	2,019,090
10th.....	Marshall	0	32,221	32,996	0	0	0	43,074	108,290
	Peoria	2,184	208,662	237,681	0	0	16,322	494,249	956,914
	Putnam	0	9,432	39,743	4,511	0	0	17,699	71,384
	Stark	450	7,749	24,441	133	0	0	15,174	47,497
	Tazewell	665	77,366	214,505	13,445	0	0	125,434	430,751
10th.....	Circuit Total	3,300	335,430	549,365	18,089	0	16,322	695,631	1,614,837
11th.....	Ford	1,165	38,879	81,388	11	8,728	0	33,766	162,771
	Livingston	85,184	72,147	206,541	859	0	0	98,998	378,545
	Logan	416	92,077	110,290	1,330	0	0	169,390	373,088
	McLean	18,805	209,078	464,338	41,222	0	0	593,212	1,307,850
	Woodford	0	111,101	130,756	3,771	0	0	60,657	306,285
11th.....	Circuit Total	105,571	523,282	993,313	47,193	8,728	0	956,023	2,528,538

* Includes Drug Fines

** Includes Percentage Distribution to County General Corporate Fund & Boating Fines paid to County

**CIRCUIT CLERK
DISBURSEMENT OF FUNDS BY COUNTY
DECEMBER 1, 2017 - NOVEMBER 30, 2018**

CIRCUIT	COUNTY	FINES, PENALTIES, ASSESSMENTS AND FORFEITURES (CONTINUED)							
		TOWNSHIPS	COUNTY						
		TOTAL TOWNSHIPS *	CRIMINAL CASES	TRAFFIC CASES	DRUG FINES	CRIME LAB	CRIME LAB DUI	OTHER **	TOTAL COUNTY
12th.....	Will	55,313	222,008	972,492	95,497	0	0	2,120,470	3,410,468
12th.....	Circuit Total	55,313	222,008	972,492	95,497	0	0	2,120,470	3,410,468
13th.....	Bureau	0	255,548	91,586	47,974	0	0	49,221	444,329
	Grundy	0	78,576	218,390	14,158	0	0	130,958	442,082
	LaSalle	5,524	181,929	194,341	16,896	0	0	491,407	884,573
13th.....	Circuit Total	5,524	516,053	504,317	79,028	0	0	671,586	1,770,984
14th.....	Henry	878	252,484	223,874	50,714	112	0	111,288	638,472
	Mercer	0	73,259	82,407	3,284	1,894	5,781	31,579	198,204
	Rock Island	50	163,743	375,876	32,252	361	0	246,313	818,545
	Whiteside	1,611	236,364	262,636	19,888	0	0	78,062	596,951
14th.....	Circuit Total	2,539	725,851	944,793	106,139	2,367	5,781	467,242	2,252,172
15th.....	Carroll	0	20,921	50,264	313	1,875	0	39,747	113,120
	Jo Daviess	48	24,823	96,108	2,026	0	0	91,279	214,235
	Lee	602	70,099	246,191	3,230	0	10,508	86,051	416,079
	Ogle	0	76,038	382,916	3,723	0	0	155,314	617,991
	Stephenson	5,144	169,953	208,488	2,700	10,087	0	135,213	526,442
15th.....	Circuit Total	5,793	361,834	983,966	11,993	11,962	10,508	507,604	1,887,867
16th.....	Kane	22,736	229,932	329,937	94,897	0	0	1,903,856	2,558,622
16th.....	Circuit Total	22,736	229,932	329,937	94,897	0	0	1,903,856	2,558,622
17th.....	Boone	20,921	260,737	399,906	4,847	0	0	225,613	891,103
	Winnebago	8,615	909,554	662,747	13,786	0	0	1,679,677	3,265,765
17th.....	Circuit Total	29,536	1,170,292	1,062,653	18,633	0	0	1,905,290	4,156,868
18th.....	DuPage	323,393	1,682,114	908,680	18,574	69,032	0	6,612,523	9,290,923
18th.....	Circuit Total	323,393	1,682,114	908,680	18,574	69,032	0	6,612,523	9,290,923
19th.....	Lake	292	165,888	1,194,027	9,306	21,019	140	1,054,445	2,452,096
19th.....	Circuit Total	292	165,888	1,194,027	9,306	21,019	140	1,054,445	2,452,096
20th.....	Monroe	50	46,711	40,450	0	0	0	51,807	138,968
	Perry	0	90,362	50,558	432	0	0	27,061	168,412
	Randolph	0	22,915	43,661	6,488	0	0	24,926	97,990
	St. Clair	3,187	37,546	150,752	9,266	697	0	448,603	646,864
	Washington	0	38,779	59,383	5,289	0	0	26,638	130,088
20th.....	Circuit Total	3,237	236,312	344,803	21,475	697	0	579,034	1,182,321
21st.....	Iroquois	0	30,300	166,897	719	0	0	62,812	260,728
	Kankakee	8,072	143,857	260,819	0	0	0	611,928	1,016,604
21st.....	Circuit Total	8,072	174,156	427,716	719	0	0	674,740	1,277,331
22nd.....	McHenry	59,097	358,808	533,698	78,514	360	0	768,185	1,742,559
22nd.....	Circuit Total	59,097	358,808	533,698	78,514	360	0	768,185	1,742,559
23rd.....	DeKalb	20,521	138,693	270,298	16,629	0	0	475,688	901,307
	Kendall	17,939	150,768	127,632	17,946	0	0	294,930	591,276
23rd.....	Circuit Total	38,460	289,460	397,930	34,575	0	0	770,618	1,492,583
	Downstate Total	720,460	11,810,713	17,212,854	796,957	212,126	72,146	24,627,731	54,742,794
Cook	Cook County	98,407	804,930	0	0	0	0	10,299,241	11,104,171
	State Total	818,867	12,615,643	17,212,854	796,957	212,126	72,146	34,926,972	65,846,965

* Includes Drug Fines

** Includes Percentage Distribution to County General Corporate Fund & Boating Fines paid to County

**CIRCUIT CLERK
DISBURSEMENT OF FUNDS BY COUNTY
DECEMBER 1, 2017 - NOVEMBER 30, 2018**

		FINES, PENALTIES, ASSESSMENTS AND FORFEITURES (CONTINUED)									
		STATE									
CIRCUIT	COUNTY	TOTAL		LUMP	DRUG		STATE	VIOLENT	TRAFFIC &	DRIVERS	DOMESTIC
		DNR FUNDS	ROAD FUND	SURCHARGE	TRAFFIC PREVENTION	CRIME LAB	POLICE DUI FUND	CRIME VICTIMS ASST	CRIMINAL CONVICTION	EDUCATION FUND	VIOL. SHEL. & SERV. FND.
1st.....	Alexander	2,899	10,505	24,266	0	1,339	2,647	14,354	0	3,522	0
	Jackson	9,709	0	106,828	0	2,997	1,800	20,157	56	7,351	8,395
	Johnson	3,313	3,203	37,363	8	785	2,882	14,029	47	6,340	925
	Massac	1,539	4,316	36,417	0	1,300	1,241	10,011	8	6,498	2,825
	Pope	4,293	0	16,160	0	550	0	2,418	35	3,400	9
	Pulaski	70	1,516	83,960	0	234	1,123	12,249	0	5,858	763
	Saline	6,938	4,092	71,328	3,010	1,035	90	1,209	307	13,697	1,596
	Union	3,050	3,199	68,140	0	2,165	2,027	18,815	20	5,274	1,863
	Williamson	7,245	993,399	465,317	530	6,037	3,283	40,362	96	21,237	3,530
1st.....	Circuit Total	39,056	1,020,230	909,779	3,548	16,442	15,094	133,604	570	73,177	19,906
2nd.....	Crawford	1,966	0	95,319	0	1,296	583	21,369	56	7,278	0
	Edwards	433	0	26,659	1,600	0	190	8,724	4	3,198	835
	Franklin	6,883	0	152,862	0	3,830	3,068	61,085	8	9,837	9,781
	Gallatin	1,291	4,468	15,731	0	737	1,558	4,200	0	1,215	18
	Hamilton	1,002	256	21,117	0	781	2,603	9,831	12	1,733	1,431
	Hardin	481	371	14,289	0	35	59	3,556	151	879	0
	Jefferson	1,713	0	47,425	0	2,565	5,198	26,866	28	8,261	2,014
	Lawrence	2,725	9,184	59,591	0	0	0	25,823	567	4,398	500
	Richland	1,470	100	36,190	0	4,370	284	29,380	20	5,273	0
	Wabash	1,035	1,000	41,875	0	2,702	140	15,620	4	4,219	495
	Wayne	2,884	0	47,798	0	1,867	2,972	2,199	4	5,085	1,248
	White	4,674	12,745	70,490	293	1,665	2,316	25,869	8	7,341	2,634
2nd.....	Circuit Total	26,557	28,124	629,346	1,893	19,847	18,971	234,519	862	58,716	18,956
3rd.....	Bond	2,135	0	175,805	0	0	0	8,365	4	21,277	18
	Madison	3,551	210,237	208,254	1,594	6,631	95	406	0	3,084	0
3rd.....	Circuit Total	5,686	210,237	384,058	1,594	6,631	95	8,771	4	24,361	18
4th.....	Christian	5,972	900	108,445	2,668	1,800	1,274	29,787	12	14,376	592
	Clay	1,574	2,472	84,357	150	1,263	3,815	21,944	4	4,859	3,895
	Clinton	5,360	0	97,771	25	2,483	714	36,501	8	12,030	1,428
	Effingham	875	270	197,049	25	5,355	4,722	58,406	0	22,805	3,788
	Fayette	4,563	268,860	200,820	913	15,340	4,444	24,650	16	6,450	3,263
	Jasper	3,014	850	45,790	0	5	850	15,958	0	3,807	845
	Marion	5,269	0	77,286	85	903	5,516	49,318	16	11,431	3,622
	Montgomery	4,021	3,751	202,963	392	5,215	9,026	42,112	24	21,061	2,093
	Shelby	6,969	0	57,761	145	1,425	350	20,349	15	6,270	1,928
4th.....	Circuit Total	37,616	277,103	1,072,242	4,403	33,788	30,712	299,023	95	103,089	21,454
5th.....	Clark	3,213	341,263	185,033	75	2,724	2,641	24,590	0	12,217	1,672
	Coles	4,658	0	139,323	805	450	1,240	58,254	0	17,068	641
	Cumberland	1,432	0	38,747	0	1,083	0	15,560	0	2,606	1,694
	Edgar	115	0	48,103	0	2,800	367	24,937	12	1,420	1,672
	Vermilion	1,389	850	158,554	0	0	24,473	64,310	16	19,511	807
5th.....	Circuit Total	10,807	342,113	569,759	880	7,057	28,721	187,650	28	52,823	6,486

**CIRCUIT CLERK
DISBURSEMENT OF FUNDS BY COUNTY
DECEMBER 1, 2017 - NOVEMBER 30, 2018**

		FINES, PENALTIES, ASSESSMENTS AND FORFEITURES (CONTINUED)									
		STATE									
CIRCUIT	COUNTY	TOTAL		LUMP	DRUG		STATE	VIOLENT	TRAFFIC &	DRIVERS	DOMESTIC
		DNR FUNDS	ROAD FUND	SURCHARGE	TRAFFIC PREVENTION	CRIME LAB	POLICE DUI FUND	CRIME VICTIMS ASST	CRIMINAL CONVICTION	EDUCATION FUND	VIOL. SHELTER & SERV. FND.
6th.....	Champaign	0	0	294,464	948	14,379	14,370	108,280	5,202	66,862	7,573
	DeWitt	20,408	0	48,352	391	463	707	23,398	12	18,474	36
	Douglas	141	97	66,368	1,682	2,578	988	29,192	33	14,895	1,417
	Macon	3,878	689	177,047	265	2,173	5,581	83,305	3,139	22,842	8,405
	Moultrie	1,998	0	37,356	0	610	177	15,593	8	6,510	1,004
	Piatt	411	0	28,111	197	360	413	13,362	50	6,104	672
6th.....	Circuit Total	26,836	786	651,698	3,482	20,562	22,238	273,130	8,444	135,688	19,107
7th.....	Greene	2,790	0	15,326	0	2,459	4,205	9,163	56	2,249	115
	Jersey	8,702	0	96,415	0	0	2,022	14,598	44	2,093	193
	Macoupin	3,431	3,356	98,459	379	3,309	8,872	33,695	1,892	30,502	663
	Morgan	1,904	475	41,670	63	1,814	1,567	13,352	330	3,669	609
	Sangamon	1,370	280,150	568,510	1,156	1,809	46,910	220,328	0	84,815	7,009
	Scott	584	4,670	13,715	0	556	649	2,136	0	1,670	0
7th.....	Circuit Total	18,781	288,651	834,095	1,598	9,946	64,225	293,272	2,322	124,998	8,588
8th.....	Adams	6,286	18,894	233,414	0	5,917	5,929	70,715	377	36,206	7,878
	Brown	469	0	24,447	195	300	750	8,803	0	1,789	9
	Calhoun	7,075	0	31,741	0	600	0	11,104	0	2,632	255
	Cass	1,590	0	59,635	0	1,914	1,154	20,884	16	4,674	3,458
	Mason	3,217	640	57,750	0	947	0	12,423	0	10,834	1,861
	Menard	143	0	47,692	560	1,105	154	8,863	4	3,321	1,354
	Pike	7,173	52,432	112,983	20	3,352	3,750	43,722	1,769	15,525	4,542
	Schuyler	1,890	8,311	49,439	42	932	0	14,519	0	5,456	1,160
8th.....	Circuit Total	27,842	80,277	617,102	817	15,067	11,737	191,033	2,166	80,436	20,516
9th.....	Fulton	8,159	11,335	2,747	0	3,798	2,919	22,794	29,263	3,454	5,072
	Hancock	2,145	6,371	81,343	18	2,745	2,124	27,245	1,021	7,101	2,172
	Henderson	268	8,337	13,310	225	614	17,778	532	8	3,831	36
	Knox	3,767	10,686	101,234	1,082	5,160	7,388	37,170	20	11,365	4,107
	McDonough	1,283	22,140	183,605	4	9,677	10,030	81,389	32	12,997	9,117
	Warren	211	9,567	41,844	2,754	1,704	2,756	791	32	2,690	2,325
9th.....	Circuit Total	15,832	68,436	424,082	4,082	23,699	42,995	169,920	30,376	41,437	22,828
10th.....	Marshall	2,710	850	10,823	0	600	0	4,840	8	1,008	345
	Peoria	2,146	1,115	89,269	2,441	14,736	19,755	146,321	179,611	14,508	15,679
	Putnam	9,020	7,697	26,028	0	500	350	5,315	0	2,515	218
	Stark	141	0	8,292	0	450	0	3,979	0	1,328	1,334
	Tazewell	1,907	4,342	370,414	125	2,937	2,914	120,236	32,141	60,013	5,932
10th.....	Circuit Total	15,924	14,004	504,826	2,566	19,222	23,019	280,692	211,760	79,372	23,508
11th.....	Ford	762	3,625	71,567	0	407	938	21,331	8	10,478	549
	Livingston	4,339	2,162	129,056	40	5,955	6,749	38,221	20	16,170	3,509
	Logan	746	0	43,016	175	3,462	3,265	15,447	554	6,651	2,422
	McLean	561	438,772	800,033	10,994	17,114	30,537	223,037	1,162	66,335	7,814
	Woodford	1,499	0	123,385	0	3,888	2,950	36,782	12	13,050	3,275
11th.....	Circuit Total	7,907	444,559	1,167,057	11,209	30,826	44,438	334,819	1,756	112,685	17,569

**CIRCUIT CLERK
DISBURSEMENT OF FUNDS BY COUNTY
DECEMBER 1, 2017 - NOVEMBER 30, 2018**

CIRCUIT	COUNTY	FINES, PENALTIES, ASSESSMENTS AND FORFEITURES (CONTINUED)									
		STATE									
		TOTAL DNR FUNDS	ROAD FUND	LUMP SUM SURCHARGE	DRUG TRAFFIC PREVENTION	CRIME LAB	STATE POLICE DUI FUND	VIOLENT CRIME VICTIMS ASST	TRAFFIC & CRIMINAL CONVICTION	DRIVERS EDUCATION FUND	DOMESTIC VIOL. SHEL.T. & SERV. FND.
12th.....	Will	6,639	1,552,274	2,831,607	7,791	27,520	98,213	803,883	0	204,187	11,386
12th.....	Circuit Total	6,639	1,552,274	2,831,607	7,791	27,520	98,213	803,883	0	204,187	11,386
13th.....	Bureau	10,362	9,858	236,528	0	3,693	4,240	32,763	17	11,054	3,007
	Grundy	3,789	0	169,929	11,623	7,129	3,466	34,356	416	35,224	4,332
	LaSalle	50,155	18,898	45,286	1,875	2,147	12,756	31,254	40	27,925	8,187
13th.....	Circuit Total	64,306	28,756	451,743	13,498	12,969	20,462	98,373	473	74,203	15,526
14th.....	Henry	19	22,546	104,692	46,750	5,379	710	51,126	0	18,555	3,349
	Mercer	3,331	0	44,397	0	0	348	14,096	314	8,962	273
	Rock Island	5,430	821,768	594,026	3,012	8,946	30,415	78,756	2,794	42,031	4,905
	Whiteside	3,168	28,818	216,561	1,197	7,520	6,059	86,020	774	31,331	4,588
14th.....	Circuit Total	11,948	873,132	959,677	50,959	21,845	37,532	229,998	3,882	100,879	13,114
15th.....	Carroll	5,358	950	20,220	105	1,033	500	9,232	0	4,764	3,464
	Jo Daviess	6,173	5,780	69,823	25	660	700	21,509	0	8,600	1,153
	Lee	3,667	0	174,122	75	1,815	1,749	34,668	13	18,079	6,975
	Ogle	12,279	330	197,023	328	6,731	5,114	27,947	657	25,521	7,151
	Stephenson	1,459	1,050	168,908	0	4,003	1,179	74,297	0	21,128	13,959
15th.....	Circuit Total	28,937	8,110	630,095	533	14,241	9,243	167,653	670	78,092	32,702
16th.....	Kane	3,522	0	95,472	13,607	8,241	31,033	127,605	0	115,935	35,577
16th.....	Circuit Total	3,522	0	95,472	13,607	8,241	31,033	127,605	0	115,935	35,577
17th.....	Boone	424	963	388,724	16,427	10,033	5,143	128,271	208	43,148	5,508
	Winnebago	5,720	9,639	99,957	1,437	14,254	485	127,739	0	66,705	15,149
17th.....	Circuit Total	6,144	10,602	488,682	17,864	24,287	5,628	256,010	208	109,852	20,657
18th.....	DuPage	256	31,131	144,915	13,405	20,071	67,162	213,124	501,582	234,971	36,373
18th.....	Circuit Total	256	31,131	144,915	13,405	20,071	67,162	213,124	501,582	234,971	36,373
19th.....	Lake	25,624	23,112	1,713,696	0	0	0	742,506	536	347,141	9,127
19th.....	Circuit Total	25,624	23,112	1,713,696	0	0	0	742,506	536	347,141	9,127
20th.....	Monroe	3,383	0	98,205	205	4,086	1,162	23,146	12	17,049	0
	Perry	5,818	646	37,010	0	1,350	1,331	18,315	0	12,151	0
	Randolph	3,499	0	46,588	146	4,717	1,388	27,871	60	7,879	237
	St. Clair	2,142	125,422	70,189	0	4,301	34,863	138,654	33	70,868	10,676
	Washington	1,051	950	40,222	101	1,435	1,362	13,674	16	7,221	515
20th.....	Circuit Total	15,894	127,018	292,213	452	15,889	40,106	221,659	121	115,168	11,428
21st.....	Iroquois	2,121	297	61,278	185	1,992	8,129	35,699	0	9,849	1,423
	Kankakee	6,226	9,106	33,337	0	7,158	13,055	30,674	108	11,486	654
21st.....	Circuit Total	8,347	9,403	94,615	185	9,150	21,184	66,373	108	21,335	2,077
22nd.....	McHenry	12,753	75,850	274,793	332	19,383	3,567	405,616	1,038,420	129,138	0
22nd.....	Circuit Total	12,753	75,850	274,793	332	19,383	3,567	405,616	1,038,420	129,138	0
23rd.....	DeKalb	4,026	0	137,519	0	10,266	4,870	12,079	0	25,285	31,474
	Kendall	1,575	0	127,673	0	5,710	933	32,376	0	20,594	17,102
23rd.....	Circuit Total	5,602	0	265,192	0	15,976	5,803	44,454	0	45,878	48,576
	Downstate Total	422,815	5,513,908	16,006,743	154,697	392,661	642,175	5,783,688	1,804,384	2,463,561	415,482
Cook	Cook County	26,099	181,344	11,751	2,636	41,621	296,867	230,772	0	532,697	31,771
	State Total	448,914	5,695,252	16,018,494	157,333	434,282	939,042	6,014,460	1,804,384	2,996,258	447,253

**CIRCUIT CLERK
DISBURSEMENT OF FUNDS BY COUNTY
DECEMBER 1, 2017 - NOVEMBER 30, 2018**

CIRCUIT	COUNTY	FINES, PENALTIES, ASSESSMENTS AND FORFEITURES (CONTINUED)								
		STATE (CONTINUED)								
		DRUG TREAT- MENT	TRAUMA CENTER FUND	% DIST < \$55 FUND	% DIST > \$55 FUND	GENERAL REVENUE FUND	SPINAL CORD CURE TRUST FUND	LEADS MAINTENANCE FUND	FIRE TRUCK REVOLVING LOAN FUND	FORECLOSURE PREVENTION PROGRAM FUND
1st.....	Alexander	8,126	887	0	24,128	6,559	0	0	0	188
	Jackson	23,539	7,591	0	78,912	50,965	356	260	2,820	2,465
	Johnson	4,646	3,746	0	26,646	9,807	20	4	388	931
	Massac	6,909	765	0	78,339	12,660	0	0	2,228	1,617
	Pope	1,540	1,545	0	3,631	5,575	73	0	34	98
	Pulaski	73	10,092	0	135,320	11,881	122	0	28	637
	Saline	10,360	3,141	0	10,701	17,597	195	0	173	1,249
	Union	12,696	2,652	0	10,142	20,764	98	652	370	1,568
	Williamson	29,299	9,531	0	53,820	60,309	0	78	0	6,223
1st.....	Circuit Total	97,189	39,950	0	421,639	196,115	863	994	6,040	14,976
2nd.....	Crawford	1,118	6,551	0	12,103	22,664	210	8	20	1,617
	Edwards	4,074	2,540	0	6,634	3,640	54	68	388	343
	Franklin	42,265	15,750	0	12,846	43,014	569	3,734	143	3,430
	Gallatin	1,668	1,488	0	3,901	5,928	44	31	0	294
	Hamilton	10,234	1,422	0	2,518	3,104	78	0	135	343
	Hardin	8,595	407	0	1,164	2,487	20	18	0	0
	Jefferson	38,967	8,803	0	21,649	39,254	0	0	850	10,374
	Lawrence	24,378	3,269	0	3,837	13,101	0	148	0	931
	Richland	20,053	9,217	0	10,573	19,007	356	0	0	588
	Wabash	19,393	6,701	0	5,744	11,502	462	0	124	1,078
	Wayne	1,509	7,173	0	15,059	12,022	268	505	0	539
	White	10,454	4,403	0	14,881	25,576	193	228	488	784
2nd.....	Circuit Total	182,709	67,724	0	110,909	201,300	2,254	4,741	2,148	20,321
3rd.....	Bond	1,884	12,382	0	69,218	0	0	142	0	1,568
	Madison	2,792	0	0	209,244	9,688	0	10,959	0	69,692
3rd.....	Circuit Total	4,676	12,382	0	278,462	9,688	0	11,101	0	71,260
4th.....	Christian	12,184	7,415	0	25,835	15,047	373	64	1,965	3,347
	Clay	21,851	6,820	0	7,596	13,951	132	4,079	0	588
	Clinton	11,710	7,792	0	14,648	13,804	5	106	1,920	1,960
	Effingham	30,150	18,400	0	33,927	32,215	786	1,194	2,657	1,372
	Fayette	20,820	14,529	0	32,039	36,316	522	366	616	1,921
	Jasper	8,319	4,129	0	9,131	7,473	107	126	431	588
	Marion	6,397	9,258	0	21,618	30,198	0	55	2,694	3,087
	Montgomery	28,713	12,908	0	35,073	20,850	302	0	682	637
	Shelby	6,862	4,265	0	5,749	11,315	190	0	1,006	882
4th.....	Circuit Total	147,006	85,516	0	185,617	181,170	2,418	5,989	11,970	14,382
5th.....	Clark	14,331	3,897	0	12,055	24,553	161	205	0	1,372
	Coles	44,501	15,455	0	19,960	54,565	639	72	668	3,577
	Cumberland	6,837	1,884	0	8,924	10,177	102	246	315	833
	Edgar	793	1,848	0	3,116	12,186	10	24	0	2,107
	Vermilion	0	11,982	0	24,113	28,531	202	488	2,812	8,051
5th.....	Circuit Total	66,461	35,065	0	68,168	130,012	1,114	1,036	3,795	15,940

**CIRCUIT CLERK
DISBURSEMENT OF FUNDS BY COUNTY
DECEMBER 1, 2017 - NOVEMBER 30, 2018**

		FINES, PENALTIES, ASSESSMENTS AND FORFEITURES (CONTINUED)								
		STATE (CONTINUED)								
CIRCUIT	COUNTY	DRUG TREAT- MENT	TRAUMA CENTER FUND	% DIST < \$55 FUND	% DIST ≥ \$55 FUND	GENERAL REVENUE FUND	SPINAL CORD CURE TRUST FUND	LEADS MAINTENANCE FUND	FIRE TRUCK REVOLVING LOAN FUND	FORECLOSURE PREVENTION PROGRAM FUND
6th.....	Champaign	28,165	44,405	0	161,677	0	1,932	867	8,585	10,143
	DeWitt	15,889	6,310	0	23,804	25,992	283	2	1,615	2,058
	Douglas	9,806	8,791	0	16,887	27,997	346	171	2,010	1,715
	Macon	44,231	25,240	0	40,279	107,921	1,112	629	4,992	11,662
	Moultrie	8,772	4,029	0	14,842	12,848	151	179	1,054	735
	Piatt	8,506	3,959	0	15,239	11,006	322	42	697	1,360
6th.....	Circuit Total	115,370	92,735	0	272,728	185,764	4,146	1,890	18,952	27,673
7th.....	Greene	12,869	3,971	0	21,165	14,731	112	161	59	1,225
	Jersey	0	4,840	0	10,441	17,071	0	667	1,411	2,156
	Macoupin	26,444	29,540	0	59,679	60,344	667	0	1,321	4,802
	Morgan	15,328	5,892	0	36,397	18,391	263	139	599	2,989
	Sangamon	40,297	47,338	0	107,355	213,285	219	6,151	12,077	16,072
	Scott	0	853	0	6,755	1,439	44	196	92	389
7th.....	Circuit Total	94,938	92,434	0	241,792	325,262	1,306	7,314	15,559	27,633
8th.....	Adams	35,951	20,664	0	35,048	51,604	785	400	2,520	4,802
	Brown	4,696	3,193	0	6,034	8,837	120	98	0	147
	Calhoun	3,881	2,795	0	11,604	4,042	73	135	309	1,078
	Cass	8,877	5,047	0	4,979	7,321	171	273	492	980
	Mason	9,389	3,343	0	26,054	9,163	73	137	1,584	2,058
	Menard	7,037	3,077	0	2,478	12,813	117	0	131	98
	Pike	23,589	10,063	0	16,566	26,231	332	243	1,580	833
	Schuyler	3,874	3,344	0	8,694	6,855	98	270	1,346	588
8th.....	Circuit Total	97,294	51,527	0	111,457	126,866	1,768	1,556	7,961	10,584
9th.....	Fulton	16,436	12,153	0	100,231	53,226	594	4,315	173	3,724
	Hancock	11,287	5,319	0	10,944	18,568	341	295	1,003	1,550
	Henderson	3,143	5,284	0	54,539	30,159	283	514	837	1,448
	Knox	23,668	16,651	0	50,310	35,572	664	373	1,281	4,361
	McDonough	48,065	22,299	0	19,012	44,412	694	592	4,166	1,957
	Warren	11,827	5,859	0	12,339	14,895	137	260	934	768
9th.....	Circuit Total	114,426	67,565	0	247,374	196,832	2,712	6,349	8,392	13,808
10th.....	Marshall	1,841	683	0	16,965	0	15	34	287	1,029
	Peoria	100,225	41,457	0	211,964	144,528	1,877	1,515	5,967	43,050
	Putnam	3,000	3,264	0	6,348	6,285	88	8	168	175
	Stark	1,901	1,436	0	5,049	2,508	34	15	135	588
	Tazewell	20,049	50,327	0	72,035	175,937	2,034	159	11,458	47,398
10th.....	Circuit Total	127,016	97,166	0	312,360	329,258	4,047	1,730	18,015	92,240
11th.....	Ford	3,802	3,283	0	12,466	12,671	54	74	784	1,372
	Livingston	16,106	17,928	0	40,082	35,731	722	1,168	663	2,548
	Logan	13,667	6,368	0	69,952	15,832	371	393	597	2,646
	McLean	107,335	75,515	0	198,633	212,725	2,875	5,502	13,860	11,515
	Woodford	16,765	14,007	0	19,947	29,464	478	354	2,132	2,989
11th.....	Circuit Total	157,674	117,101	0	341,080	306,423	4,499	7,491	18,036	21,070

**CIRCUIT CLERK
DISBURSEMENT OF FUNDS BY COUNTY
DECEMBER 1, 2017 - NOVEMBER 30, 2018**

CIRCUIT	COUNTY	FINES, PENALTIES, ASSESSMENTS AND FORFEITURES (CONTINUED)								
		STATE (CONTINUED)								
		DRUG TREAT- MENT	TRAUMA CENTER FUND	% DIST < \$55 FUND	% DIST > \$55 FUND	GENERAL REVENUE FUND	SPINAL CORD CURE TRUST FUND	LEADS MAINTENANCE FUND	FIRE TRUCK REVOLVING LOAN FUND	FORECLOSURE PREVENTION PROGRAM FUND
12th.....	Will	219,410	197,861	0	558,598	64,085	1,285	12,698	19,535	0
12th.....	Circuit Total	219,410	197,861	0	558,598	64,085	1,285	12,698	19,535	0
13th.....	Bureau	64,400	12,300	0	18,152	21,935	519	18	1,825	2,744
	Grundy	3,412	22,126	0	38,715	57,629	668	399	1,540	5,292
	LaSalle	8,020	6,055	0	165,894	171,908	1,909	4,649	9,300	9,114
13th.....	Circuit Total	75,832	40,481	0	222,761	251,472	3,096	5,066	12,665	17,150
14th.....	Henry	41,796	23,954	0	36,601	51,906	0	143	5,006	4,557
	Mercer	1,416	5,381	0	7,194	17,601	300	0	1,864	1,813
	Rock Island	62,491	74,200	0	95,556	180,077	2,494	1,005	2,456	15,785
	Whiteside	34,709	22,744	0	27,192	64,818	904	1,077	4,002	5,390
14th.....	Circuit Total	140,411	126,277	0	166,543	314,403	3,697	2,224	13,327	27,545
15th.....	Carroll	6,289	5,449	0	14,758	20,543	20	15	615	4,040
	Jo Daviess	3,368	8,022	0	32,451	20,522	410	153	723	980
	Lee	17,349	12,133	0	34,350	25,476	337	0	4,383	2,842
	Ogle	23,012	21,526	0	58,202	60,430	643	823	3,369	4,410
	Stephenson	28,963	23,251	0	49,492	51,202	390	488	115	3,381
15th.....	Circuit Total	78,981	70,381	0	189,251	178,173	1,799	1,479	9,204	15,653
16th.....	Kane	97,468	110,211	0	764,354	407,592	4,595	9,130	39,395	47,628
16th.....	Circuit Total	97,468	110,211	0	764,354	407,592	4,595	9,130	39,395	47,628
17th.....	Boone	41,434	31,193	0	77,590	112,118	1,414	690	1,560	5,194
	Winnebago	98,255	18,707	0	655,937	7,003	617	2,684	236	113,967
17th.....	Circuit Total	139,689	49,900	0	733,528	119,121	2,031	3,374	1,796	119,161
18th.....	DuPage	274,757	87,466	0	3,064,621	1,223	9,853	64,744	56,302	61,977
18th.....	Circuit Total	274,757	87,466	0	3,064,621	1,223	9,853	64,744	56,302	61,977
19th.....	Lake	86,908	254,550	0	329,222	523,140	6,988	127,857	47,715	59,290
19th.....	Circuit Total	86,908	254,550	0	329,222	523,140	6,988	127,857	47,715	59,290
20th.....	Monroe	17,887	16,094	0	18,058	45,359	746	64	548	2,224
	Perry	500	5,485	0	9,549	17,887	0	0	0	1,176
	Randolph	20,141	6,803	0	9,239	19,736	0	220	0	1,568
	St. Clair	30,088	51,120	70	169,572	187,755	2,539	7,856	6,066	29,351
	Washington	9,657	7,585	0	9,078	8,184	200	427	631	1,127
20th.....	Circuit Total	78,273	87,087	70	215,497	278,920	3,484	8,568	7,245	35,446
21st.....	Iroquois	9,893	5,386	0	25,878	18,404	176	1,021	2,861	2,303
	Kankakee	36,104	8,984	0	238,757	68,134	302	7,300	218	11,074
21st.....	Circuit Total	45,996	14,370	0	264,635	86,538	477	8,321	3,079	13,377
22nd.....	McHenry	111,175	97,609	0	288,287	212,180	3,624	99,949	16,839	36,750
22nd.....	Circuit Total	111,175	97,609	0	288,287	212,180	3,624	99,949	16,839	36,750
23rd.....	DeKalb	39,361	2,266	0	185,926	130,266	1,000	0	6,327	9,114
	Kendall	43,341	15,749	0	114,515	65,034	829	70	4,384	17,346
23rd.....	Circuit Total	82,701	18,015	0	300,441	195,300	1,829	70	10,711	26,460
	Downstate Total	2,636,358	1,913,372	70	9,689,325	4,820,836	67,884	393,669	348,681	790,324
Cook	Cook County	68,768	558,717	52,272	2,860,774	2,376,861	24,206	4,515	95,056	514,782
	State Total	2,705,126	2,472,089	52,342	12,550,099	7,197,697	92,090	398,184	443,737	1,305,106

**CIRCUIT CLERK
DISBURSEMENT OF FUNDS BY COUNTY
DECEMBER 1, 2017 - NOVEMBER 30, 2018**

CIRCUIT	COUNTY	FINES, PENALTIES, ASSESSMENTS AND FORFEITURES (CONTINUED)							
		STATE (CONTINUED)							
		FIRE PREVENT. FUND	CAPITAL PROJECTS FUND	ABAND RESID PROPERTY MUNI RELIEF FUND	STATE POLICE MERIT BOARD SAFETY FUND	STATE POLICE OPERATIONS ASSIST. FUND	STATE POLICE VEHICLE FUND	TOTAL STATE DISBURSEMENT*	TOTAL STATE & LOCAL DISBURSEMENT
1st.....	Alexander	389	0	302	0	28,075	620	165,306	426,004
	Jackson	2,829	0	11,970	3,657	57,980	1,094	448,787	1,142,927
	Johnson	405	0	3,920	0	14,134	2,820	148,868	402,491
	Massac	2,377	0	5,075	29	97,159	1,300	289,958	1,020,550
	Pope	0	0	700	0	8,805	0	53,554	128,023
	Pulaski	30	0	805	307	36,428	152	305,645	1,520,536
	Saline	128	0	4,562	1,521	15,435	2,486	200,711	636,205
	Union	329	0	5,110	0	24,213	2,549	211,652	423,547
	Williamson	0	0	24,885	0	50,069	6,445	1,855,018	2,703,408
1st.....	Circuit Total	6,485	0	57,328	5,514	332,298	17,466	3,679,502	8,403,695
2nd.....	Crawford	0	0	7,245	0	7,449	660	215,588	465,013
	Edwards	390	0	1,190	0	5,321	920	73,529	178,075
	Franklin	555	0	18,480	0	23,261	2,739	466,035	1,007,859
	Gallatin	0	0	1,470	0	3,596	788	52,754	129,152
	Hamilton	135	0	1,642	0	6,890	1,620	76,761	163,679
	Hardin	0	0	770	0	2,071	110	37,599	87,076
	Jefferson	921	0	18,095	1,492	28,552	3,008	302,209	758,085
	Lawrence	0	0	2,261	0	6,497	280	178,974	363,149
	Richland	0	0	3,850	0	9,850	860	162,668	340,594
	Wabash	105	0	5,530	0	7,117	533	143,259	319,107
	Wayne	0	0	2,275	0	10,888	5,451	135,827	333,895
	White	510	0	3,360	0	13,287	2,810	223,557	461,870
2nd.....	Circuit Total	2,616	0	66,167	1,492	124,779	19,778	2,068,765	4,607,560
3rd.....	Bond	0	0	7,700	0	30,268	840	342,091	966,544
	Madison	0	0	174,230	76,417	90,955	60,459	1,784,176	3,243,501
3rd.....	Circuit Total	0	0	181,930	76,417	121,223	61,299	2,126,267	4,210,045
4th.....	Christian	2,091	1,700	18,375	0	18,383	560	310,655	641,721
	Clay	0	0	1,365	0	7,624	823	207,509	466,645
	Clinton	1,955	0	11,682	0	17,190	820	275,650	612,615
	Effingham	2,720	9,913	5,985	0	28,023	2,240	519,054	1,066,380
	Fayette	649	0	4,733	14,002	30,290	3,457	721,086	1,201,456
	Jasper	480	0	1,785	0	6,815	740	127,121	242,064
	Marion	2,701	0	16,100	0	25,058	2,249	319,813	742,256
	Montgomery	649	36,222	7,595	0	28,569	14,262	526,888	1,186,279
	Shelby	993	0	4,596	0	5,816	40	162,646	287,061
4th.....	Circuit Total	12,236	47,835	72,216	14,002	167,766	25,190	3,170,426	6,446,482
5th.....	Clark	0	38	3,570	0	28,380	920	683,261	924,488
	Coles	668	0	16,730	0	46,531	300	499,612	1,170,483
	Cumberland	315	0	3,885	219	6,878	780	117,222	269,323
	Edgar	0	0	9,485	149	5,303	20	140,982	364,902
	Vermilion	3,450	0	36,295	0	33,216	835	504,225	913,798
5th.....	Circuit Total	4,433	38	69,964	368	120,309	2,855	1,945,304	3,642,995

*Includes all other state fines, penalties, assessments and forfeitures not illustrated in this report.

**CIRCUIT CLERK
DISBURSEMENT OF FUNDS BY COUNTY
DECEMBER 1, 2017 - NOVEMBER 30, 2018**

CIRCUIT	COUNTY	FINES, PENALTIES, ASSESSMENTS AND FORFEITURES (CONTINUED)							
		STATE (CONTINUED)							
		FIRE PREVENT. FUND	CAPITAL PROJECTS FUND	ABAND RESID PROPERTY MUNI RELIEF FUND	STATE POLICE MERIT BOARD SAFETY FUND	STATE POLICE OPERATIONS ASSIST. FUND	STATE POLICE VEHICLE FUND	TOTAL STATE DISBURSEMENT*	TOTAL STATE & LOCAL DISBURSEMENT
6th.....	Champaign	9,190	0	0	0	115,060	17,897	1,158,402	2,846,327
	DeWitt	1,624	0	10,121	0	6,505	20	236,045	597,817
	Douglas	2,003	0	9,100	0	14,849	100	239,611	537,028
	Macon	4,987	818	58,403	0	79,787	570	837,968	1,477,157
	Moultrie	1,065	0	3,640	0	9,761	40	136,902	342,203
	Piatt	653	0	6,174	205	5,607	95	117,922	281,932
6th.....	Circuit Total	19,521	818	87,437	205	231,568	18,721	2,726,852	6,082,464
7th.....	Greene	45	0	4,900	5,338	4,787	818	122,181	262,801
	Jersey	1,422	0	10,745	0	10,400	5,965	210,699	547,397
	Macoupin	1,312	0	23,695	0	64,001	13,238	514,911	1,406,058
	Morgan	597	1,207	14,459	7,790	14,420	700	223,437	505,233
	Sangamon	12,114	280,796	87,220	0	220,766	30,753	2,486,718	3,838,501
	Scott	89	0	1,054	0	7,460	1,991	49,177	102,647
7th.....	Circuit Total	15,580	282,003	142,072	13,128	321,834	53,464	3,607,125	6,662,639
8th.....	Adams	2,551	0	22,225	0	33,882	1,716	695,129	1,353,478
	Brown	0	0	420	0	5,641	760	72,691	165,839
	Calhoun	330	0	0	2,598	6,664	20	92,359	206,183
	Cass	495	0	3,990	0	3,420	1,340	145,595	286,932
	Mason	1,604	0	10,080	4,417	16,993	20	195,615	543,453
	Menard	120	0	5,460	0	5,726	120	110,393	213,972
	Pike	1,605	0	3,220	0	36,623	5,535	413,349	878,449
	Schuyler	1,369	0	2,451	0	15,486	2,350	137,658	262,732
8th.....	Circuit Total	8,073	0	47,845	7,015	124,434	11,861	1,862,792	3,911,040
9th.....	Fulton	176	0	16,345	10,225	21,226	0	374,852	1,044,788
	Hancock	1,077	0	4,025	18,801	9,293	700	247,030	478,051
	Henderson	0	0	2,555	8,512	18,054	2,720	203,992	531,713
	Knox	1,281	0	21,315	0	30,302	2,055	435,753	1,057,520
	McDonough	4,227	0	7,735	0	28,781	4,660	570,127	1,210,216
	Warren	1,060	0	2,230	0	12,421	3,316	146,976	470,656
9th.....	Circuit Total	7,820	0	54,205	37,538	120,078	13,451	1,978,731	4,792,946
10th.....	Marshall	255	0	3,885	2,676	2,959	218	66,038	193,341
	Peoria	6,374	2,930	107,625	48,278	153,443	6,808	1,571,268	3,062,615
	Putnam	180	0	420	0	5,068	120	84,086	176,458
	Stark	135	0	3,535	0	3,483	40	41,057	95,454
	Tazewell	11,569	0	81,141	0	172,814	5,813	1,366,260	2,604,333
10th.....	Circuit Total	18,513	2,930	196,605	50,955	337,767	12,999	3,128,711	6,132,203
11th.....	Ford	993	3,263	6,300	0	11,815	700	180,193	399,216
	Livingston	630	0	9,800	0	15,706	6,460	396,004	1,068,652
	Logan	600	6,940	14,715	0	15,598	3,391	267,915	774,900
	McLean	13,860	0	65,502	0	55,338	7,321	2,597,922	4,896,114
	Woodford	2,246	0	15,680	0	29,571	3,205	373,776	818,183
11th.....	Circuit Total	18,329	10,203	111,996	0	128,028	21,077	3,815,812	7,957,066

*Includes all other state fines, penalties, assessments and forfeitures not illustrated in this report.

**CIRCUIT CLERK
DISBURSEMENT OF FUNDS BY COUNTY
DECEMBER 1, 2017 - NOVEMBER 30, 2018**

CIRCUIT	COUNTY	FINES, PENALTIES, ASSESSMENTS AND FORFEITURES (CONTINUED)							
		STATE (CONTINUED)							
		FIRE PREVENT. FUND	CAPITAL PROJECTS FUND	ABAND RESID PROPERTY MUNI RELIEF FUND	STATE POLICE MERIT BOARD SAFETY FUND	STATE POLICE OPERATIONS ASSIST. FUND	STATE POLICE VEHICLE FUND	TOTAL STATE DISBURSEMENT*	TOTAL STATE & LOCAL DISBURSEMENT
12th.....	Will	20,444	0	540,610	834	672,954	56,143	8,634,607	15,835,380
12th.....	Circuit Total	20,444	0	540,610	834	672,954	56,143	8,634,607	15,835,380
13th.....	Bureau	1,850	0	15,046	148	14,652	2,560	540,093	1,092,092
	Grundy	1,665	0	28,000	0	29,537	2,180	572,507	1,183,053
	LaSalle	9,234	0	48,898	40,941	82,011	8,611	905,937	2,143,683
13th.....	Circuit Total	12,749	0	91,944	41,089	126,200	13,351	2,018,537	4,418,828
14th.....	Henry	5,000	0	20,138	0	69,971	4,559	560,788	1,406,369
	Mercer	1,846	0	6,125	0	6,714	100	144,974	362,915
	Rock Island	2,517	0	82,317	0	90,647	7,736	2,413,677	3,974,236
	Whiteside	4,034	30,411	23,765	3,174	71,806	3,749	786,490	1,636,544
14th.....	Circuit Total	13,396	30,411	132,345	3,174	239,138	16,143	3,905,930	7,380,066
15th.....	Carroll	605	0	5,934	0	6,094	40	121,895	291,699
	Jo Daviess	727	0	3,990	0	20,463	1,223	227,036	543,568
	Lee	4,476	1,589	15,260	0	54,737	4,385	470,628	1,076,464
	Ogle	3,680	31,045	21,630	0	40,192	5,153	619,702	1,466,801
	Stephenson	120	0	15,785	0	56,628	5,176	557,689	1,363,971
15th.....	Circuit Total	9,608	32,634	62,598	0	178,114	15,977	1,996,951	4,742,505
16th.....	Kane	40,846	1,328	288,155	516,203	567,032	34,800	3,864,468	9,064,586
16th.....	Circuit Total	40,846	1,328	288,155	516,203	567,032	34,800	3,864,468	9,064,586
17th.....	Boone	2,022	0	29,645	0	65,725	4,260	1,073,877	2,400,283
	Winnebago	1,138	0	209,405	0	1,065	14,056	1,934,887	6,716,712
17th.....	Circuit Total	3,160	0	239,050	0	66,790	18,316	3,008,764	9,116,995
18th.....	DuPage	56,302	207,685	366,498	39,853	1,419,570	80,972	7,773,033	25,329,836
18th.....	Circuit Total	56,302	207,685	366,498	39,853	1,419,570	80,972	7,773,033	25,329,836
19th.....	Lake	48,167	162,935	348,226	342,738	1,003,473	52,229	6,919,462	14,461,617
19th.....	Circuit Total	48,167	162,935	348,226	342,738	1,003,473	52,229	6,919,462	14,461,617
20th.....	Monroe	546	0	7,778	0	12,332	695	296,372	667,646
	Perry	0	0	5,670	0	19,035	2,238	158,693	455,440
	Randolph	0	16,619	7,257	0	9,688	1,785	220,693	407,531
	St. Clair	6,529	125,422	170,913	125,689	75,331	44,430	1,935,908	3,186,930
	Washington	600	0	5,670	0	10,203	2,820	140,644	317,844
20th.....	Circuit Total	7,675	142,041	197,288	125,689	126,588	51,968	2,752,312	5,035,392
21st.....	Iroquois	2,906	14,871	11,060	8,757	20,575	7,630	293,487	588,254
	Kankakee	218	0	59,225	38,672	126,975	14,393	841,088	2,406,841
21st.....	Circuit Total	3,123	14,871	70,285	47,430	147,550	22,022	1,134,575	2,995,096
22nd.....	McHenry	16,971	121,064	210,945	0	315,384	3,575	3,804,769	7,812,391
22nd.....	Circuit Total	16,971	121,064	210,945	0	315,384	3,575	3,804,769	7,812,391
23rd.....	DeKalb	6,218	57	52,673	75,327	107,189	10,060	950,891	2,293,967
	Kendall	4,417	0	103,018	35,366	66,914	3,070	822,862	1,674,302
23rd.....	Circuit Total	10,634	57	155,691	110,693	174,103	13,130	1,773,754	3,968,270
	Downstate Total	356,678	1,056,853	3,791,400	1,434,336	7,166,980	636,786	77,697,460	173,010,109
Cook	Cook County	98,852	0	2,690,265	733,351	2,209,941	168,496	19,224,281	41,396,808
	State Total	455,530	1,056,853	6,481,665	2,167,687	9,376,921	805,282	96,921,741	214,406,917

*Includes all other state fines, penalties, assessments and forfeitures not illustrated in this report.

**CIRCUIT CLERK
DISBURSEMENT OF FUNDS BY COUNTY
DECEMBER 1, 2017 - NOVEMBER 30, 2018**

CIRCUIT	COUNTY	FEES OF OTHERS							
		STATES ATTORNEY*	SHERIFF SERV. OF PROCESS	SHERIFF COURT SECURITY	COUNTY LAW LIBRARY	MARRIAGE FUND OF CIR. COURT	COUNTY FUND TO FIN. CRT. SYSTEM	COURT APPOINTED COUNSEL	MUNICIP. ATTORNEY PROS. FEE
1st.....	Alexander	12,148	1,005	12,187	520	0	8,767	2,978	0
	Jackson	25,923	8,152	82,137	10,405	822	40,120	14,441	0
	Johnson	6,095	5,786	19,259	7,035	90	8,590	11,669	0
	Massac	26,017	3,295	65,627	5,175	150	17,885	4,151	0
	Pope	5,020	2,326	12,119	1,339	0	5,925	5,182	0
	Pulaski	14,133	1,110	36,559	1,730	0	11,769	1,200	0
	Saline	8,546	7,614	36,121	7,760	360	18,654	112,847	2,570
	Union	11,462	2,644	35,126	16,275	290	17,556	14,105	0
	Williamson	26,319	20,424	178,434	8,859	3,300	48,406	5,720	0
1st.....	Circuit Total	135,663	52,356	477,570	59,098	5,012	177,673	172,292	2,570
2nd.....	Crawford	7,639	6,808	23,035	3,696	0	14,704	0	0
	Edwards	5,489	3,147	10,157	2,015	0	6,262	0	0
	Franklin	40,917	76,468	147,176	7,570	850	39,402	0	235
	Gallatin	3,901	2,569	5,022	2,989	0	3,700	0	0
	Hamilton	7,873	8,628	21,742	2,200	0	6,462	723	0
	Hardin	3,066	2,559	5,095	720	0	2,328	2,314	0
	Jefferson	45,374	11,804	60,932	10,128	0	39,596	1,193	0
	Lawrence	6,228	15,666	45,914	3,360	0	11,198	0	0
	Richland	13,741	7,606	56,223	8,735	0	13,879	0	0
	Wabash	12,653	6,949	16,607	3,926	0	11,855	80,850	0
	Wayne	9,371	13,445	24,166	0	60	10,294	2,207	0
	White	12,560	16,234	64,878	4,270	0	16,794	0	0
2nd.....	Circuit Total	168,811	171,883	480,946	49,609	910	176,474	87,286	235
3rd.....	Bond	30,233	13,463	69,376	4,570	0	19,788	36,034	0
	Madison	120,600	48,995	898,362	309,318	0	301,311	0	0
3rd.....	Circuit Total	150,832	62,458	967,738	313,888	0	321,099	36,034	0
4th.....	Christian	17,641	14,191	110,185	14,419	420	27,239	414	0
	Clay	6,885	18,503	35,349	4,330	110	11,183	6,019	0
	Clinton	16,584	24,429	45,560	8,107	420	18,994	125	0
	Effingham	22,768	42,020	55,100	5,020	580	21,020	1,768	0
	Fayette	24,709	46,727	116,052	0	220	22,626	7,417	0
	Jasper	6,103	4,847	13,843	3,285	70	9,359	6,192	395
	Marion	16,875	11,425	66,173	20,475	670	6,555	7,076	0
	Montgomery	38,633	36,887	96,286	15,770	400	35,502	6,667	0
	Shelby	7,027	11,332	23,026	10,512	160	12,025	9,638	0
4th.....	Circuit Total	157,227	210,361	561,573	81,918	3,050	164,503	45,316	395
5th.....	Clark	7,730	11,996	25,374	5,115	80	10,198	2,576	2,665
	Coles	18,646	45,314	145,142	16,088	900	33,438	22,551	0
	Cumberland	6,564	8,031	14,471	3,240	90	7,878	2,158	0
	Edgar	11,622	13,794	35,664	4,206	260	3,153	6,597	0
	Vermilion	30,102	40,352	303,364	35,358	0	55,762	851	0
5th.....	Circuit Total	74,665	119,486	524,016	64,007	1,330	110,430	34,733	2,665

*Includes State's Attorney Records Automation Fund.

**CIRCUIT CLERK
DISBURSEMENT OF FUNDS BY COUNTY
DECEMBER 1, 2017 - NOVEMBER 30, 2018**

CIRCUIT	COUNTY	FEES OF OTHERS							
		STATES ATTORNEY*	SHERIFF SERV. OF PROCESS	SHERIFF COURT SECURITY	COUNTY LAW LIBRARY	MARRIAGE FUND OF CIR. COURT	COUNTY FUND TO FIN. CRT. SYSTM	COURT APPOINTED COUNSEL	MUNICIP. ATTORNEY PROS. FEE
6th.....	Champaign	63,903	90,976	236,438	95,965	0	75,826	40,435	6,730
	DeWitt	11,904	4,721	22,607	6,071	0	13,758	29,608	0
	Douglas	13,437	28,381	10,112	3,558	0	12,816	15,763	0
	Macon	118,874	132,647	256,608	98,704	1,690	70,259	66,901	1,815
	Moultrie	8,729	21,852	29,049	8,355	0	10,140	2,700	0
	Piatt	4,844	13,484	8,400	5,442	0	1,670	21,072	0
6th.....	Circuit Total	221,689	292,060	563,214	218,095	1,690	184,469	176,479	8,545
7th.....	Greene	6,939	10,519	6,696	2,208	140	7,367	1,662	0
	Jersey	16,576	16,307	30,080	7,490	260	25,187	13,128	0
	Macoupin	20,396	26,860	108,762	29,294	550	26,767	2,526	0
	Morgan	14,275	7,562	33,478	25,864	290	20,084	1,488	20
	Sangamon	147,840	0	529,253	214,178	3,090	135,730	14,085	0
	Scott	4,021	88	3,230	2,080	0	2,306	5,507	0
7th.....	Circuit Total	210,047	61,336	711,499	281,114	4,330	217,440	38,396	20
8th.....	Adams	39,112	18,534	138,448	39,312	880	67,323	64,897	6,942
	Brown	3,237	1,781	3,161	1,056	0	1,150	0	0
	Calhoun	5,561	2,133	7,466	1,630	0	4,487	870	10
	Cass	8,826	4,715	6,277	4,610	0	8,755	0	0
	Mason	13,911	11,239	33,160	5,770	0	10,900	18,603	0
	Menard	3,374	3,713	13,309	6,688	0	5,560	9,973	0
	Pike	34,185	32,086	42,438	6,130	0	24,851	24,527	0
	Schuyler	10,028	3,172	15,298	5,836	0	10,789	6,904	0
	8th.....	Circuit Total	118,234	77,374	259,558	71,032	880	133,814	125,774
9th.....	Fulton	9,917	30,505	73,417	17,430	0	15,814	60,200	0
	Hancock	7,950	26,266	27,824	0	0	13,353	461	0
	Henderson	7,863	11,863	38,504	1,098	80	4,709	16,236	295
	Knox	13,393	20,901	88,882	18,145	0	27,444	11,398	2,086
	McDonough	18,960	63,344	59,117	16,473	0	26,736	34,426	0
	Warren	11,146	23,765	28,543	3,900	280	12,428	26,104	0
	9th.....	Circuit Total	69,229	176,643	316,286	57,046	360	100,484	148,826
10th.....	Marshall	3,219	2,763	10,078	6,815	150	3,525	15,690	0
	Peoria	79,101	224,187	291,831	114,274	3,870	143,676	142,973	3,589
	Putnam	3,794	2,046	9,960	3,948	50	5,003	135	0
	Stark	2,526	2,860	11,308	3,003	70	3,508	150	0
	Tazewell	66,585	17,439	220,218	50,531	970	69,235	39,781	25,709
10th.....	Circuit Total	155,224	249,295	543,395	178,571	5,110	224,947	198,728	29,298
11th.....	Ford	10,839	11,001	13,462	2,895	250	16,680	10,392	0
	Livingston	33,844	30,014	49,959	16,997	280	24,621	20,554	0
	Logan	18,612	41,207	38,524	7,476	410	438	9,930	1,955
	McLean	90,027	103,183	249,779	51,062	2,180	116,132	39,014	1,585
	Woodford	24,155	28,713	89,463	6,432	0	18,927	2,160	0
11th.....	Circuit Total	177,477	214,118	441,186	84,862	3,120	176,798	82,051	3,540

* Includes State's Attorney Records Automation Fund

**CIRCUIT CLERK
DISBURSEMENT OF FUNDS BY COUNTY
DECEMBER 1, 2017 - NOVEMBER 30, 2018**

CIRCUIT	COUNTY	FEES OF OTHERS							
		STATES ATTORNEY*	SHERIFF SERV. OF PROCESS	SHERIFF COURT SECURITY	COUNTY LAW LIBRARY	MARRIAGE FUND OF CIR. COURT	COUNTY FUND TO FIN. CRT. SYSTM	COURT APPOINTED COUNSEL	MUNICIP. ATTORNEY PROS. FEE
12th.....	Will	244,201	340,878	1,362,228	481,796	12,390	350,246	24,263	0
12th.....	Circuit Total	244,201	340,878	1,362,228	481,796	12,390	350,246	24,263	0
13th.....	Bureau	11,101	4,137	134,405	24,654	440	19,228	13,841	0
	Grundy	66,360	6,858	121,906	12,756	740	39,050	5,596	0
	LaSalle	60,505	58,783	164,010	59,189	0	37,789	0	3,556
13th.....	Circuit Total	137,966	69,778	420,321	96,599	1,180	96,067	19,437	3,556
14th.....	Henry	33,456	18,547	132,440	28,175	470	39,785	17,345	0
	Mercer	4,455	6,930	50,077	8,528	50	7,335	1,934	0
	Rock Island	55,870	97,610	220,113	123,029	0	130,624	75,700	2,614
	Whiteside	32,924	36,215	128,654	63,660	800	52,273	43,131	0
14th.....	Circuit Total	126,705	159,302	531,283	223,392	1,320	230,017	138,110	2,614
15th.....	Carroll	3,923	16,940	22,261	2,220	110	2,358	5,656	0
	Jo Daviess	9,281	1,460	34,763	5,930	480	11,403	3,497	0
	Lee	18,490	18,408	71,276	14,620	510	24,316	11,507	0
	Ogle	26,634	67,266	84,077	22,842	470	29,299	1,361	7,294
	Stephenson	44,121	42,039	108,089	25,410	485	41,845	12,185	0
15th.....	Circuit Total	102,449	146,113	320,466	71,022	2,055	109,220	34,206	7,294
16th.....	Kane	338,397	61,496	1,957,097	319,381	14,820	224,539	5,966	372,265
16th.....	Circuit Total	338,397	61,496	1,957,097	319,381	14,820	224,539	5,966	372,265
17th.....	Boone	61,860	11,277	68,665	28,927	1,230	68,720	1,922	0
	Winnebago	87,498	78,703	337,622	218,625	6,880	124,687	15,924	81,343
17th.....	Circuit Total	149,358	89,980	406,287	247,552	8,110	193,408	17,845	81,343
18th.....	DuPage	346,659	56,722	858,353	351,915	14,340	539,272	212,729	0
18th.....	Circuit Total	346,659	56,722	858,353	351,915	14,340	539,272	212,729	0
19th.....	Lake	170,838	794,161	1,085,246	425,024	19,780	322,314	283,521	443,194
19th.....	Circuit Total	170,838	794,161	1,085,246	425,024	19,780	322,314	283,521	443,194
20th.....	Monroe	17,609	336	91,951	5,015	390	17,550	0	0
	Perry	12,277	9,405	43,210	2,808	180	7,668	400	0
	Randolph	20,604	33,717	115,611	2,584	400	16,168	9,800	1,645
	St. Clair	178,457	102,672	878,462	293,774	5,920	34,158	1,071	16,511
	Washington	16,067	1,902	42,141	5,545	150	10,382	5,200	0
20th.....	Circuit Total	245,013	148,032	1,171,375	309,726	7,040	85,927	16,471	18,156
21st.....	Iroquois	10,778	5,958	33,900	13,509	460	14,359	7,143	0
	Kankakee	82,814	39,701	110,613	45,310	10,638	33,938	34,830	0
21st.....	Circuit Total	93,591	45,659	144,513	58,819	11,098	48,298	41,974	0
22nd.....	McHenry	95,336	202,603	485,274	174,075	0	163,237	18,655	187,237
22nd.....	Circuit Total	95,336	202,603	485,274	174,075	0	163,237	18,655	187,237
23rd.....	DeKalb	81,950	22,640	584,192	60,616	1,720	48,010	0	22,423
	Kendall	77,312	10,639	176,604	55,976	1,760	40,380	14,261	10
23rd.....	Circuit Total	159,262	33,279	760,796	116,592	3,480	88,390	14,261	22,433
	Downstate Total	3,848,873	3,835,373	15,350,217	4,335,134	121,405	4,439,064	1,973,354	1,194,693
Cook	Cook County	1,523,428	3,197,415	8,192,486	5,277,783	70,360	828,457	0	0
	State Total	5,372,301	7,032,788	23,542,703	9,612,917	191,765	5,267,521	1,973,354	1,194,693

* Includes State's Attorney Records Automation Fund

**CIRCUIT CLERK
DISBURSEMENT OF FUNDS BY COUNTY
DECEMBER 1, 2017 - NOVEMBER 30, 2018**

CIRCUIT	COUNTY	FEES OF OTHERS (CONTINUED)							
		PROB. AND CRT. SERV. FUND	DISPUTE RESOLU. FUND	MANDATORY ARBITRATION FEE	REJECTION OF AWARD	TESTING & ELECTRONIC MONITORING	COUNTY HEALTH FUND	TRAFFIC SAFETY SCHOOL	TOTAL FEES OF OTHERS*
1st.....	Alexander	21,544	0	0	0	3,140	0	3,900	66,546
	Jackson	127,573	1,743	0	0	0	0	9,385	338,731
	Johnson	20,883	282	0	0	0	0	5,520	87,789
	Massac	37,214	404	0	0	0	0	15,760	180,327
	Pope	11,872	76	0	0	0	0	0	44,840
	Pulaski	29,855	145	0	0	3,567	0	49,260	150,055
	Saline	75,919	922	0	0	100	0	0	321,744
	Union	42,192	671	0	0	0	0	5,405	158,572
	Williamson	129,214	2,402	0	0	0	0	0	431,690
1st.....	Circuit Total	496,266	6,645	0	0	6,807	0	89,230	1,780,294
2nd.....	Crawford	35,845	0	0	0	0	0	0	101,696
	Edwards	23,528	0	0	0	0	0	0	54,173
	Franklin	82,181	0	0	0	1,032	0	0	429,419
	Gallatin	8,066	0	0	0	0	0	0	27,029
	Hamilton	22,733	0	0	0	0	0	0	75,417
	Hardin	6,616	0	0	0	0	0	0	24,401
	Jefferson	98,910	0	0	0	361	0	0	312,669
	Lawrence	39,792	0	0	0	500	0	0	134,031
	Richland	45,408	0	0	0	0	0	0	159,503
	Wabash	38,330	0	0	0	0	0	0	191,926
	Wayne	63,097	0	0	0	0	0	0	128,863
	White	33,741	0	0	0	0	0	0	170,727
2nd.....	Circuit Total	498,248	0	0	0	1,893	0	0	1,809,853
3rd.....	Bond	48,741	0	0	0	0	0	0	227,785
	Madison	403,773	0	421,260	0	0	0	0	3,009,407
3rd.....	Circuit Total	452,513	0	421,260	0	0	0	0	3,237,192
4th.....	Christian	77,887	0	0	0	17,465	0	0	295,297
	Clay	70,041	0	0	0	4,129	0	0	163,882
	Clinton	79,604	0	0	0	8,469	0	0	213,579
	Effingham	165,742	0	0	0	1,321	0	15,853	385,368
	Fayette	96,726	0	0	0	3,278	0	0	346,304
	Jasper	44,275	0	0	0	4,191	0	0	98,615
	Marion	88,874	0	0	0	30,243	0	0	259,838
	Montgomery	83,316	0	0	0	7,977	0	0	336,425
	Shelby	55,364	0	0	0	7,688	0	966	145,669
4th.....	Circuit Total	761,830	0	0	0	84,762	0	16,819	2,244,977
5th.....	Clark	17,752	0	0	0	1,468	0	0	102,634
	Coles	230,191	0	0	0	37,873	0	10,807	607,284
	Cumberland	15,407	0	0	0	394	0	723	62,794
	Edgar	36,711	0	0	0	6,787	0	0	121,225
	Vermilion	112,303	0	0	0	32,658	0	0	687,796
5th.....	Circuit Total	412,364	0	0	0	79,179	0	11,530	1,581,732

*Includes Substance Abuse Services Fund, Working Cash Fund, County Fund to Finance DUI Education, Arrestee's Medical Costs Fund, Records Automation Fund, Sexually Transmitted Disease Test Fund, Guardian ad litem, State Appellate Defender, Neutral Site Custody Exchange Fund, Children's Waiting Room Fund, Mortgage Foreclosure Mediation Program Fees, Childrens Advocacy Center, Court Appointed Special Advocate, Drug Court, Judicial Facility Fees, Mental Health Court, Youth Diversion Program, Public Defender Records Automation Fund, and Other

**CIRCUIT CLERK
DISBURSEMENT OF FUNDS BY COUNTY
DECEMBER 1, 2017 - NOVEMBER 30, 2018**

CIRCUIT	COUNTY	FEES OF OTHERS (CONTINUED)							
		PROB. AND CT. SERV. FUND	DISPUTE RESOLU. FUND	MANDATORY ARBITRATION FEE	REJECTION OF AWARD	TESTING & ELECTRONIC MONITORING	COUNTY HEALTH FUND	TRAFFIC SAFETY SCHOOL	TOTAL FEES OF OTHERS*
6th.....	Champaign	396,973	0	0	0	0	0	85,095	1,140,649
	DeWitt	52,435	0	0	0	3,279	0	6,062	160,994
	Douglas	41,701	0	0	0	0	0	4,765	136,180
	Macon	285,858	0	0	0	613	0	19,330	1,160,046
	Moultrie	35,376	0	0	0	0	0	3,864	123,020
	Piatt	41,188	0	0	0	0	0	6,313	104,278
6th.....	Circuit Total	853,531	0	0	0	3,892	0	125,429	2,825,167
7th.....	Greene	19,498	0	0	0	0	0	0	58,048
	Jersey	36,059	0	0	0	0	0	0	177,343
	Macoupin	87,079	0	0	0	1,249	0	0	311,823
	Morgan	42,884	0	0	0	2,655	0	0	172,851
	Sangamon	224,303	0	0	0	2,841	0	0	1,408,848
	Scott	7,167	0	0	0	0	0	0	25,393
7th.....	Circuit Total	416,990	0	0	0	6,745	0	0	2,154,306
8th.....	Adams	247,045	0	0	0	332	0	0	768,257
	Brown	22,746	0	0	0	5,630	0	0	45,658
	Calhoun	13,852	0	0	0	0	0	0	36,876
	Cass	35,459	0	0	0	0	0	0	73,652
	Mason	64,895	0	0	0	0	0	0	167,522
	Menard	36,361	0	0	0	0	0	0	79,263
	Pike	67,964	0	0	0	774	0	0	264,518
	Schuyler	54,992	0	0	0	4,729	0	0	123,986
8th.....	Circuit Total	543,315	0	0	0	11,465	0	0	1,559,733
9th.....	Fulton	64,196	0	0	0	4,479	0	0	283,617
	Hancock	22,586	0	0	0	8,831	0	0	133,102
	Henderson	17,496	0	0	0	3,485	0	0	107,861
	Knox	68,813	0	0	0	7,616	0	0	313,705
	McDonough	79,358	0	0	0	0	0	2,385	386,982
	Warren	30,915	0	0	0	0	0	0	160,417
9th.....	Circuit Total	283,363	0	0	0	24,412	0	2,385	1,385,684
10th.....	Marshall	9,954	0	0	0	0	0	0	55,041
	Peoria	599,042	0	0	0	21,134	308	0	1,819,262
	Putnam	11,246	0	0	0	0	0	314	37,185
	Stark	8,033	0	0	0	0	0	0	32,065
	Tazewell	191,010	0	0	0	0	0	0	757,865
10th.....	Circuit Total	819,284	0	0	0	21,134	308	314	2,701,419
11th.....	Ford	85,534	0	3,415	0	0	0	0	167,175
	Livingston	80,873	0	0	0	475	0	0	290,550
	Logan	43,959	0	0	0	3,236	0	0	173,853
	McLean	302,480	0	40,888	1,900	7,951	0	176,785	1,382,195
	Woodford	53,995	0	0	0	0	0	0	247,498
11th.....	Circuit Total	566,841	0	44,303	1,900	11,662	0	176,785	2,261,272

*Includes Substance Abuse Services Fund, Working Cash Fund, County Fund to Finance DUI Education, Arrestee's Medical Costs Fund, Records Automation Fund, Sexually Transmitted Disease Test Fund, Guardian ad litem, State Appellate Defender, Neutral Site Custody Exchange Fund, Children's Waiting Room Fund, MortgageForeclosure Mediation Program Fees, Childrens Advocacy Center, Court Appointed Special Advocate, Drug Court, Jucicial Facility Fees, Mental Health Court, Youth Diversion Program, Public Defender Records Automation Fund, and Other

**CIRCUIT CLERK
DISBURSEMENT OF FUNDS BY COUNTY
DECEMBER 1, 2017 - NOVEMBER 30, 2018**

CIRCUIT	COUNTY	FEES OF OTHERS (CONTINUED)							TOTAL FEES OF OTHERS*
		PROB. AND CT. SERV. FUND	DISPUTE RESOLU. FUND	MANDATORY ARBITRATION FEE	REJECTION OF AWARD	TESTING & ELECTRONIC MONITORING	COUNTY HEALTH FUND	TRAFFIC SAFETY SCHOOL	
12th.....	Will	814,034	0	194,652	15,000	0	0	353,332	6,744,747
12th.....	Circuit Total	814,034	0	194,652	15,000	0	0	353,332	6,744,747
13th.....	Bureau	35,698	0	0	0	615	0	2,706	260,543
	Grundy	72,882	16,200	0	0	2,107	0	0	381,266
	LaSalle	177,139	0	0	0	2,245	0	24,183	682,471
13th.....	Circuit Total	285,719	16,200	0	0	4,967	0	26,889	1,324,280
14th.....	Henry	101,777	0	10,720	0	34,573	0	0	420,639
	Mercer	31,856	0	3,238	0	0	0	0	116,160
	Rock Island	328,816	0	47,400	3,900	67,828	0	0	1,214,174
	Whiteside	170,214	0	24,608	0	34,325	0	0	634,977
14th.....	Circuit Total	632,663	0	85,966	3,900	136,726	0	0	2,385,949
15th.....	Carroll	17,465	0	0	0	150	0	14,565	87,452
	Jo Daviess	23,008	0	0	0	0	0	35,300	148,624
	Lee	102,642	0	0	0	0	0	52,170	508,623
	Ogle	122,054	0	0	0	0	0	63,270	472,055
	Stephenson	63,847	0	0	0	0	0	40,472	461,385
15th.....	Circuit Total	329,016	0	0	0	150	0	205,777	1,678,138
16th.....	Kane	2,359,764	0	142,869	0	38,483	0	428,646	7,677,781
16th.....	Circuit Total	2,359,764	0	142,869	0	38,483	0	428,646	7,677,781
17th.....	Boone	128,382	6,890	11,056	200	0	0	78,630	552,503
	Winnebago	383,503	0	83,400	10,200	0	0	154,843	1,928,104
17th.....	Circuit Total	511,885	6,890	94,456	10,400	0	0	233,473	2,480,607
18th.....	DuPage	2,001,512	0	264,159	0	6,206	0	0	5,343,846
18th.....	Circuit Total	2,001,512	0	264,159	0	6,206	0	0	5,343,846
19th.....	Lake	1,704,921	0	170,688	27,900	170,697	0	522,125	7,027,663
19th.....	Circuit Total	1,704,921	0	170,688	27,900	170,697	0	522,125	7,027,663
20th.....	Monroe	36,835	0	0	0	0	0	0	172,312
	Perry	37,627	0	0	0	375	0	0	121,714
	Randolph	59,028	0	0	0	0	0	0	263,817
	St.Clair	318,288	0	181,084	8,800	7,495	0	0	2,243,230
	Washington	16,220	0	0	0	0	0	0	102,521
20th.....	Circuit Total	467,997	0	181,084	8,800	7,870	0	0	2,903,594
21st.....	Iroquois	30,284	0	0	0	5,247	0	4,020	135,551
	Kankakee	92,993	3,970	0	0	0	0	41,757	641,855
21st.....	Circuit Total	123,277	3,970	0	0	5,247	0	45,777	777,406
22nd.....	McHenry	294,676	0	78,048	10,100	27,577	0	511,755	2,599,298
22nd.....	Circuit Total	294,676	0	78,048	10,100	27,577	0	511,755	2,599,298
23rd.....	DeKalb	142,855	0	0	0	0	0	64,576	1,336,389
	Kendall	111,450	0	0	0	30,756	0	60,795	614,383
23rd.....	Circuit Total	254,305	0	0	0	30,756	0	125,371	1,950,772
	Downstate Total	15,884,313	33,705	1,677,485	78,000	680,631	308	2,875,637	66,435,712
Cook	Cook County	589,736	185,049	2,508,784	478,713	0	271,601	1,839,148	29,448,492
	State Total	16,474,049	218,754	4,186,269	556,713	680,631	271,909	4,714,785	95,884,204

*Includes Substance Abuse Services Fund, Working Cash Fund, County Fund to Finance DUI Education, Arrestee's Medical Costs Fund, Records Automation Fund, Sexually Transmitted Disease Test Fund, Guardian ad litem, State Appellate Defender, Neutral Site Custody Exchange Fund, Children's Waiting Room Fund, Mortgage Foreclosure Mediation Program Fees, Childrens Advocacy Center, Court Appointed Special Advocate, Drug Court, Judicial Facility Fees, Mental Health Court, Youth Diversion Program, Public Defender Records Automation Fund, and Other

**CIRCUIT CLERK
DISBURSEMENT OF FUNDS BY COUNTY
DECEMBER 1, 2017 - NOVEMBER 30, 2018**

CIRCUIT	COUNTY	MISCELLANEOUS DISBURSEMENTS						
		RESTITUTION TO CRIME VICTIM	WORK RELEASE PAID TO COUNTY BOARD	WORK RELEASE PAID TO INDIVIDUALS	EXPENSES MINORS NEEDS	ABANDONED UNCLAIMED BAIL TO CTY.	ABANDONED UNCLAIMED PROP. TO STATE	DEPOSITS FROM JUD. SALES
1st.....	Alexander	16,361	0	0	0	0	0	0
	Jackson	70,254	0	0	0	88,646	12,266	0
	Johnson	15,719	0	0	0	0	0	0
	Massac	109,699	532	0	0	0	0	0
	Pope	12,895	0	0	0	0	0	0
	Pulaski	8,111	0	0	0	0	104	0
	Saline	48,558	71	0	0	0	0	0
	Union	59,676	0	0	0	0	50	0
	Williamson	125,088	0	0	0	0	0	0
1st.....	Circuit Total	466,362	603	0	0	88,646	12,420	0
2nd.....	Crawford	37,569	1,625	0	0	0	0	0
	Edwards	14,140	3,620	0	0	0	0	0
	Franklin	58,664	2,842	0	0	0	438	30,000
	Gallatin	10,002	0	0	0	0	0	0
	Hamilton	23,840	7,309	0	0	0	0	0
	Hardin	10,182	0	0	0	0	0	0
	Jefferson	47,347	165	0	0	0	0	0
	Lawrence	27,368	0	0	0	0	0	0
	Richland	54,075	0	0	0	0	0	0
	Wabash	51,235	7	0	0	13,777	0	0
	Wayne	34,832	350	0	0	0	2,508	0
	White	43,530	3,021	0	0	0	0	0
2nd.....	Circuit Total	412,784	18,938	0	0	13,777	2,946	30,000
3rd.....	Bond	39,332	0	0	0	0	0	0
	Madison	423,395	0	0	0	0	0	0
3rd.....	Circuit Total	462,728	0	0	0	0	0	0
4th.....	Christian	42,536	0	0	0	0	0	0
	Clay	82,218	0	0	0	0	0	0
	Clinton	115,617	13,356	0	0	0	9,125	0
	Effingham	152,261	0	0	0	2,053	3,352	0
	Fayette	73,371	0	0	0	0	0	0
	Jasper	56,173	0	0	0	1,574	0	0
	Marion	79,824	0	0	0	0	0	0
	Montgomery	60,006	349	0	0	0	0	0
	Shelby	35,252	7,390	0	0	0	0	0
4th.....	Circuit Total	697,256	21,095	0	0	3,627	12,477	0
5th.....	Clark	28,930	1,230	0	0	0	0	0
	Coles	78,615	2,462	0	0	9,771	32,414	154,010
	Cumberland	11,830	0	0	0	0	2,287	0
	Edgar	36,479	2,991	0	0	0	0	0
	Vermilion	99,047	450	0	0	0	0	0
5th.....	Circuit Total	254,901	7,133	0	0	9,771	34,701	154,010

**CIRCUIT CLERK
DISBURSEMENT OF FUNDS BY COUNTY
DECEMBER 1, 2017 - NOVEMBER 30, 2018**

CIRCUIT	COUNTY	MISCELLANEOUS DISBURSEMENTS						
		RESTITUTION TO CRIME VICTIM	WORK RELEASE PAID TO COUNTY BOARD	WORK RELEASE PAID TO INDIVIDUALS	EXPENSES MINORS NEEDS	ABANDONED UNCLAIMED BAIL TO CTY.	ABANDONED UNCLAIMED PROP. TO STATE	DEPOSITS FROM JUD. SALES
6th.....	Champaign	246,259	1,744	0	0	0	0	0
	DeWitt	26,878	6,753	0	0	0	0	0
	Douglas	37,951	8,141	0	0	4,163	2,186	0
	Macon	97,896	7,184	0	0	4,844	0	521,541
	Moultrie	14,182	3,447	0	0	0	0	0
	Piatt	22,163	6,055	0	0	0	0	0
6th.....	Circuit Total	445,328	33,325	0	0	9,007	2,186	521,541
7th.....	Greene	27,648	0	0	0	0	0	0
	Jersey	45,967	5,480	0	0	0	0	0
	Macoupin	72,226	16,371	0	0	0	0	0
	Morgan	39,022	0	0	0	15,310	5,303	0
	Sangamon	294,956	0	0	0	28,085	98,792	0
	Scott	11,181	0	0	0	0	0	0
7th.....	Circuit Total	491,001	21,851	0	0	43,395	104,095	0
8th.....	Adams	418,942	19,725	0	0	0	17,671	715,701
	Brown	32,874	2,461	0	0	0	0	0
	Calhoun	30,386	0	0	0	0	0	0
	Cass	26,218	955	0	0	0	0	0
	Mason	34,880	9,190	0	1,346	0	0	0
	Menard	16,001	0	0	0	0	0	0
	Pike	169,174	11,508	0	0	0	0	0
	Schuyler	19,693	13,817	0	0	0	0	0
8th.....	Circuit Total	748,169	57,655	0	1,346	0	17,671	715,701
9th.....	Fulton	101,933	17,435	0	0	0	220	0
	Hancock	33,847	4,816	0	185	1,551	0	0
	Henderson	36,240	4,370	0	0	17,091	0	0
	Knox	79,158	1,098	0	0	0	0	0
	McDonough	116,017	180	0	0	0	973	0
	Warren	34,211	0	0	634	6,933	0	0
9th.....	Circuit Total	401,405	27,899	0	819	25,575	1,193	0
10th.....	Marshall	27,483	0	0	0	0	0	0
	Peoria	322,145	0	0	0	0	23,065	0
	Putnam	7,870	0	0	0	0	0	0
	Stark	10,826	325	0	0	0	0	0
	Tazewell	54,501	16,430	0	0	0	0	0
10th.....	Circuit Total	422,824	16,755	0	0	0	23,065	0
11th.....	Ford	26,578	0	0	0	0	0	0
	Livingston	39,013	15,767	0	0	0	0	0
	Logan	27,702	1,200	0	0	0	18,266	50,472
	McLean	389,763	0	0	0	0	18,605	2,364,786
	Woodford	36,552	0	0	0	0	0	0
11th.....	Circuit Total	519,608	16,967	0	0	0	36,871	2,415,258

**CIRCUIT CLERK
DISBURSEMENT OF FUNDS BY COUNTY
DECEMBER 1, 2017 - NOVEMBER 30, 2018**

CIRCUIT	COUNTY	MISCELLANEOUS DISBURSEMENTS						
		RESTITUTION TO CRIME VICTIM	WORK RELEASE PAID TO COUNTY BOARD	WORK RELEASE PAID TO INDIVIDUALS	EXPENSES MINORS NEEDS	ABANDONED UNCLAIMED BAIL TO CTY.	ABANDONED UNCLAIMED PROP. TO STATE	DEPOSITS FROM JUD. SALES
12th.....	Will	1,008,139	0	0	0	34,443	341,098	0
12th.....	Circuit Total	1,008,139	0	0	0	34,443	341,098	0
13th.....	Bureau	62,570	0	0	0	0	2,714	0
	Grundy	117,316	0	0	0	2,539	0	0
	LaSalle	228,695	12,357	0	0	0	13,985	584,904
13th.....	Circuit Total	408,581	12,357	0	0	2,539	16,699	584,904
14th.....	Henry	69,508	63,520	0	0	0	0	0
	Mercer	25,269	5,756	0	15,744	0	0	0
	Rock Island	234,285	34,843	0	12,815	79,783	0	0
	Whiteside	158,936	16,990	0	32,281	0	0	0
14th.....	Circuit Total	487,998	121,109	0	60,841	79,783	0	0
15th.....	Carroll	63,133	10,640	0	275	0	0	0
	Jo Daviess	36,335	26,392	22,202	0	0	0	0
	Lee	80,931	6,416	0	900	0	0	0
	Ogle	96,183	9,634	0	500	0	40,362	0
	Stephenson	104,522	17,009	0	0	0	976	0
15th.....	Circuit Total	381,103	70,091	22,202	1,675	0	41,338	0
16th.....	Kane	747,957	23,175	0	0	0	0	0
16th.....	Circuit Total	747,957	23,175	0	0	0	0	0
17th.....	Boone	53,715	0	0	0	0	17,234	0
	Winnebago	468,204	51,194	0	0	0	0	85,384
17th.....	Circuit Total	521,918	51,194	0	0	0	17,234	85,384
18th.....	DuPage	956,074	248,225	0	0	0	0	0
18th.....	Circuit Total	956,074	248,225	0	0	0	0	0
19th.....	Lake	1,298,558	6,520	0	2,950	12,430	88,258	0
19th.....	Circuit Total	1,298,558	6,520	0	2,950	12,430	88,258	0
20th.....	Monroe	101,245	0	0	0	0	0	0
	Perry	27,824	0	0	0	0	0	0
	Randolph	78,962	0	0	0	0	22,093	0
	St. Clair	76,140	0	0	0	18,513	0	0
	Washington	41,669	480	0	0	0	33	0
20th.....	Circuit Total	325,840	480	0	0	18,513	22,126	0
21st.....	Iroquois	103,794	0	0	1,190	229	5,984	0
	Kankakee	52,814	3,974	0	0	0	0	0
21st.....	Circuit Total	156,608	3,974	0	1,190	229	5,984	0
22nd.....	McHenry	380,540	4,859	0	0	16,348	16,668	77,282
22nd.....	Circuit Total	380,540	4,859	0	0	16,348	16,668	77,282
23rd.....	DeKalb	184,726	0	0	0	1,791	0	0
	Kendall	142,063	22,892	0	0	0	21,908	0
23rd.....	Circuit Total	326,789	22,892	0	0	1,791	21,908	0
	Downstate Total	12,322,471	787,097	22,202	68,821	359,874	818,940	4,584,079
Cook	Cook County	1,069,737	0	0	0	3,734,339	86,156	5,727,340
	State Total	13,392,208	787,097	22,202	68,821	4,094,213	905,096	10,311,419

**CIRCUIT CLERK
DISBURSEMENT OF FUNDS BY COUNTY
DECEMBER 1, 2017 - NOVEMBER 30, 2018**

CIRCUIT	COUNTY	MISCELLANEOUS DISBURSEMENTS (CONTINUED)						GRAND TOTAL ALL FUNDS DISBURSED
		DEPOSITS ALL OTHER CATEGORIES	REIM. LOCAL ANTI-CRIME PROGRAM	BAIL REFUNDS	OTHER REFUNDS	OTHER DISBURSE- MENTS	TOTAL MISCELLANEOUS DISBURSEMENTS	
1st.....	Alexander	0	0	31,451	1,026	11,272	60,110	1,273,611
	Jackson	0	0	428,219	3,645	57,040	660,070	6,874,655
	Johnson	0	0	24,758	0	14,479	54,956	1,520,570
	Massac	0	0	38,186	2,700	14,761	165,878	2,934,617
	Pope	0	0	0	1,514	14,930	29,339	430,414
	Pulaski	0	26,895	34,699	1,948	19,785	91,541	2,252,319
	Saline	0	0	84,514	0	31,656	164,800	4,047,771
	Union	0	2,150	57,492	0	10,546	129,914	2,193,529
	Williamson	0	9,090	263,687	882	567,709	966,456	12,235,081
1st.....	Circuit Total	0	38,134	963,007	11,714	742,178	2,323,064	33,762,566
2nd.....	Crawford	0	1,664	73,431	229	27,470	141,986	2,927,828
	Edwards	0	2,896	5,573	0	2,883	29,112	928,383
	Franklin	0	180,766	123,047	122	16,746	412,624	6,078,802
	Gallatin	0	11,826	10,413	0	543	32,784	712,671
	Hamilton	0	3,329	7,535	138	5,513	47,663	1,293,281
	Hardin	0	576	6,050	0	7,342	24,150	404,609
	Jefferson	0	3,064	200,413	1	24,723	275,713	6,270,525
	Lawrence	0	291	103,575	0	6,159	137,393	2,216,344
	Richland	0	1,350	107,564	302	9,415	172,706	2,701,466
	Wabash	0	11,317	24,248	204	3,434	104,224	2,254,843
	Wayne	0	5,147	87,735	210	9,021	139,803	2,217,894
	White	0	30,920	22,845	929	13,968	115,213	2,363,026
2nd.....	Circuit Total	0	253,146	772,428	2,136	127,216	1,633,372	30,369,672
3rd.....	Bond	5,758	24,026	125,450	0	35,012	229,579	2,868,201
	Madison	11,404	0	1,849,821	34,067	416,142	2,734,830	36,798,576
3rd.....	Circuit Total	17,163	24,026	1,975,271	34,067	451,155	2,964,408	39,666,777
4th.....	Christian	0	8,716	69,534	373	23,354	144,512	4,920,355
	Clay	0	0	46,740	22	7,145	136,125	2,359,888
	Clinton	0	2,495	123,308	135	17,152	281,188	3,767,696
	Effingham	0	17,083	126,827	382	15,573	317,530	5,140,238
	Fayette	0	5,026	178,216	106	12,427	269,146	3,837,317
	Jasper	0	0	31,857	0	4,022	93,625	1,062,252
	Marion	0	150	271,856	0	35,729	387,558	6,390,096
	Montgomery	0	11,323	54,292	650	36,456	163,076	4,481,170
	Shelby	0	4,137	0	0	0	46,779	2,925,964
4th.....	Circuit Total	0	48,930	902,629	1,668	151,858	1,839,540	34,884,976
5th.....	Clark	0	100	0	150	10,689	41,099	2,514,518
	Coles	0	675	328,855	1,529	88,054	696,385	7,350,340
	Cumberland	0	0	18,753	0	33,946	66,816	2,453,820
	Edgar	0	0	37,377	53	31,809	108,709	661,224
	Vermilion	0	2,778	627,611	0	0	729,886	12,870,648
5th.....	Circuit Total	0	3,553	1,012,597	1,732	164,498	1,642,896	25,850,550

**CIRCUIT CLERK
DISBURSEMENT OF FUNDS BY COUNTY
DECEMBER 1, 2017 - NOVEMBER 30, 2018**

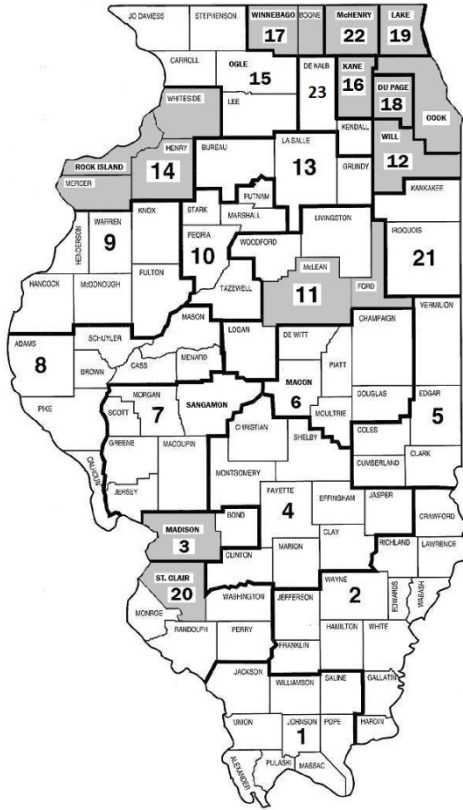
CIRCUIT	COUNTY	MISCELLANEOUS DISBURSEMENTS (CONTINUED)						GRAND TOTAL ALL FUNDS DISBURSED
		DEPOSITS ALL OTHER CATEGORIES	REIM. LOCAL ANTI-CRIME PROGRAM	BAIL REFUNDS	OTHER REFUNDS	OTHER DISBURSE- MENTS	TOTAL MISCELLANEOUS DISBURSEMENTS	
6th.....	Champaign	0	10,041	806,694	20,540	210,434	1,295,712	21,945,105
	DeWitt	0	9,352	47,635	830	14,795	106,243	3,803,996
	Douglas	14,927	0	49,486	0	18,198	135,053	2,766,460
	Macon	0	14,686	921,776	1,628	317,749	1,887,304	20,819,810
	Moultrie	2,000	0	29,406	479	19,030	68,543	2,333,686
	Piatt	0	0	42,297	746	6,810	78,071	696,390
6th.....	Circuit Total	16,927	34,080	1,897,294	24,223	587,015	3,570,926	52,365,447
7th.....	Greene	0	0	65,653	8	51,996	145,305	1,966,079
	Jersey	0	0	432,184	1,071	97,014	581,715	3,160,974
	Macoupin	0	9,459	95,036	1,089	8,916	203,097	6,195,277
	Morgan	0	7,657	49,060	0	61,823	178,174	5,307,793
	Sangamon	35,231	7,345	1,461,904	189,904	93,054	2,209,270	33,816,238
	Scott	0	653	18,326	701	470	31,330	590,056
7th.....	Circuit Total	35,231	25,113	2,122,163	192,772	313,273	3,348,892	51,036,417
8th.....	Adams	0	12,326	218,288	0	122,621	1,525,274	12,849,933
	Brown	0	0	8,709	285	13,716	58,045	1,007,469
	Calhoun	0	1,720	2,242	0	14,624	48,972	622,782
	Cass	0	0	28,784	115	2,013	58,085	1,423,637
	Mason	0	1,267	41,785	3,593	6,487	98,548	2,360,109
	Menard	0	2,283	27,877	593	1,710	48,463	1,762,770
	Pike	0	14,530	57,020	1,482	15,917	269,631	3,242,946
	Schuyler	0	0	114,757	255	114,465	262,987	1,779,503
8th.....	Circuit Total	0	32,126	499,461	6,323	291,553	2,370,004	25,049,148
9th.....	Fulton	0	0	50,380	9,647	4,570	184,186	6,625,030
	Hancock	0	0	33,490	0	7,506	81,394	2,649,638
	Henderson	0	0	30,511	0	35,346	123,558	1,596,351
	Knox	0	0	242,651	83,548	108,266	514,721	9,375,788
	McDonough	0	1,236	80,442	0	73,426	272,275	5,279,937
	Warren	0	2,837	76,115	920	23,072	144,722	3,065,159
9th.....	Circuit Total	0	4,073	513,587	94,115	252,187	1,320,855	28,591,903
10th.....	Marshall	87,002	0	41,626	354	10,978	167,443	1,774,821
	Peoria	0	5,465	223,402	41,924	641,615	1,257,615	29,462,861
	Putnam	0	770	10,930	40	10,853	30,463	793,111
	Stark	0	0	8,162	261	6,239	25,813	743,341
	Tazewell	0	0	179,695	4,115	199,640	454,381	22,027,116
10th.....	Circuit Total	87,002	6,235	463,815	46,695	869,324	1,935,714	54,801,250
11th.....	Ford	0	14,178	63,762	1,678	12,189	118,386	1,888,724
	Livingston	0	0	83,173	376	77,040	215,369	6,913,134
	Logan	0	9,790	133,802	0	138,574	379,806	4,426,248
	McLean	0	51,598	354,369	83,566	209,254	3,471,941	30,116,253
	Woodford	0	0	134,302	1,687	37,839	210,380	5,842,530
11th.....	Circuit Total	0	75,567	769,409	87,307	474,896	4,395,881	49,186,888

**CIRCUIT CLERK
DISBURSEMENT OF FUNDS BY COUNTY
DECEMBER 1, 2017 - NOVEMBER 30, 2018**

CIRCUIT	COUNTY	MISCELLANEOUS DISBURSEMENTS (CONTINUED)						TOTAL MISCELLANEOUS DISBURSEMENTS	GRAND TOTAL ALL FUNDS DISBURSED
		DEPOSITS ALL OTHER CATEGORIES	REIM. LOCAL ANTI-CRIME PROGRAM	BAIL REFUNDS	OTHER REFUNDS	OTHER DISBURSE- MENTS			
12th.....	Will	0	9,388	3,709,331	331,460	1,206,713	6,640,572	115,733,287	
12th.....	Circuit Total	0	9,388	3,709,331	331,460	1,206,713	6,640,572	115,733,287	
13th.....	Bureau	0	6,440	106,594	534	44,935	223,787	5,688,122	
	Grundy	0	10,386	76,414	0	0	206,655	8,874,717	
	LaSalle	0	0	695,865	0	240,541	1,776,348	19,278,893	
13th.....	Circuit Total	0	16,826	878,873	534	285,476	2,206,790	33,841,732	
14th.....	Henry	0	1,671	281,073	5,335	31,942	453,047	8,614,861	
	Mercer	0	46,413	81,066	542	9,456	184,246	2,321,699	
	Rock Island	0	6,292	856,636	0	104,888	1,329,541	26,541,565	
	Whiteside	0	15,617	156,655	353	37,637	418,469	11,510,813	
14th.....	Circuit Total	0	69,992	1,375,429	6,229	183,923	2,385,304	48,988,937	
15th.....	Carroll	0	500	59,902	1,234	9,116	144,800	1,724,224	
	Jo Daviess	0	0	39,264	0	22,562	146,756	1,959,691	
	Lee	0	15,070	122,534	15,066	63,247	304,164	5,984,402	
	Ogle	0	11,029	142,802	3,477	3,345	307,331	8,273,015	
	Stephenson	0	7,077	132,931	993	2,825	266,333	6,681,817	
15th.....	Circuit Total	0	33,676	497,433	20,770	101,095	1,169,383	24,623,149	
16th.....	Kane	0	257,393	6,708	25,944	835,563	1,896,741	71,817,819	
16th.....	Circuit Total	0	257,393	6,708	25,944	835,563	1,896,741	71,817,819	
17th.....	Boone	0	27,990	353,380	5	86,925	539,249	8,991,174	
	Winnebago	0	931	1,793,002	62,402	438,100	2,899,217	44,504,115	
17th.....	Circuit Total	0	28,922	2,146,382	62,407	525,025	3,438,466	53,495,289	
18th.....	DuPage	0	129,643	3,746,973	1,134,408	829,429	7,044,751	124,124,812	
18th.....	Circuit Total	0	129,643	3,746,973	1,134,408	829,429	7,044,751	124,124,812	
19th.....	Lake	0	48,322	4,691,313	232,933	723,947	7,105,232	82,716,407	
19th.....	Circuit Total	0	48,322	4,691,313	232,933	723,947	7,105,232	82,716,407	
20th.....	Monroe	0	0	103,190	3,662	19,978	228,075	4,702,826	
	Perry	0	0	158,300	0	26,127	212,251	3,515,307	
	Randolph	0	0	154,775	4,897	490	261,217	1,787,142	
	St. Clair	2,090,008	0	1,368,123	10,434	460,812	4,024,031	41,436,925	
	Washington	0	0	0	0	53,718	95,899	1,836,656	
20th.....	Circuit Total	2,090,008	0	1,784,388	18,993	561,125	4,821,472	53,278,855	
21st.....	Iroquois	0	0	91,796	0	70,256	273,250	3,136,205	
	Kankakee	0	5,076	568,513	0	238,873	869,250	16,089,402	
21st.....	Circuit Total	0	5,076	660,310	0	309,129	1,142,500	19,225,607	
22nd.....	McHenry	442,072	50,632	1,085,569	83,148	297,901	2,455,018	48,096,065	
22nd.....	Circuit Total	442,072	50,632	1,085,569	83,148	297,901	2,455,018	48,096,065	
23rd.....	DeKalb	0	3,328	448,147	0	234,762	872,753	14,882,131	
	Kendall	0	0	347,719	3,009	155,916	693,506	18,103,868	
23rd.....	Circuit Total	0	3,328	795,866	3,009	390,678	1,566,259	32,986,000	
	Downstate Total	2,688,402	1,198,180	33,270,235	2,422,586	10,675,156	69,218,042	1,134,493,555	
Cook	Cook County	9,132,509	0	41,329,903	0	77,740	61,157,724	487,635,531	
	State Total	11,820,911	1,198,180	74,600,138	2,422,586	10,752,896	130,375,766	1,622,129,086	

MANDATORY ARBITRATION

Mandatory Arbitration Program Statistics



In Illinois, court-annexed arbitration is a mandatory, non-binding, non-court procedure designed to resolve civil disputes by utilizing a neutral third party, called an arbitration panel. Mandatory arbitration applies rules of evidence and procedure which are less formal than those followed in trial courts and usually leads to more timely and less expensive resolution of disputes. An arbitration panel can recommend, but not impose, a decision. In the exercise of its general administrative and supervisory authority over Illinois courts, Supreme Court rules prescribe actions which are subject to mandatory arbitration. The rules address a range of operational procedures including: appointment, qualifications, and compensation of arbitrators; scheduling of hearings; discovery process; conduct of hearings; absence of a party; award and judgment on an award; rejection of an award; and form of oath, award and notice of award. In the sixteen jurisdictions approved by the Supreme Court to operate such programs, all civil cases filed in which the amount of monetary damages being sought falls within the program's jurisdictional limit, are subject to the arbitration process. These modest sized claims are amenable to closer management and quicker resolution by using a less formal alternative process than a typical trial court proceeding.

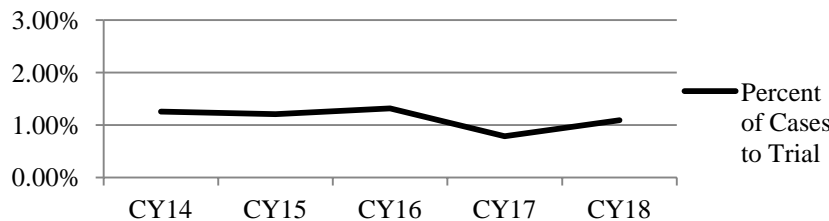
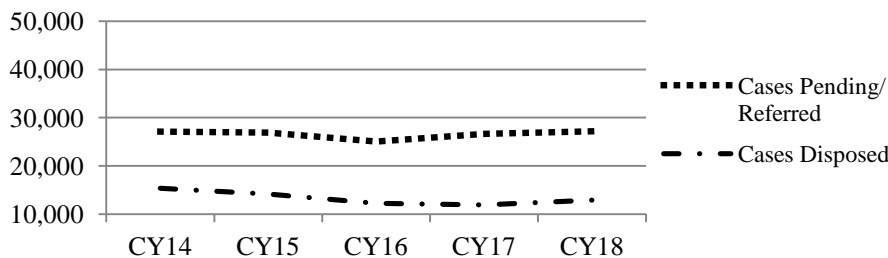
Explanations for Data Listed In the Below Charts:

- Cases Pending/Referred to Arbitration - number of cases filed and pending in arbitration program as of a certain date.
- Pre-Hearing Dispositions - number of cases disposed prior to an arbitration hearing.
- Arbitration Hearings - number of cases that had an arbitration hearing.
- Awards Accepted - number of arbitration awards that were accepted by a party.
- Post-Hearing Dispositions - number of cases disposed after an arbitration hearing.
- Awards Rejected - number of arbitration awards rejected by a party.
- Post-Rejection Dispositions – number of cases disposed after an award was rejected by a party.
- Arbitration Cases Proceeding to Trial - number of cases that went to trial after an award was rejected.

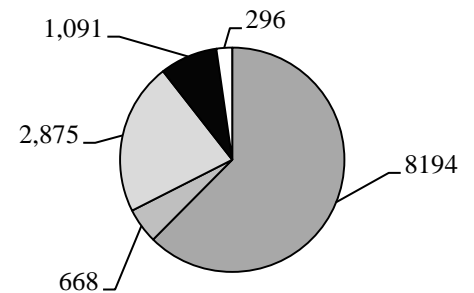
CY2018 Statewide Caseload

Cases Pending/Referred to Arbitration	27,162
Pre-Hearing Dispositions	8,194
Arbitration Hearings	5,103
Awards Accepted	1,091

Post-Hearing Dispositions	668
Awards Rejected	2,852
Post-Rejection Dispositions	2,875
Arbitration Cases Proceeding to Trial	296



CY2018 Case Dispositions

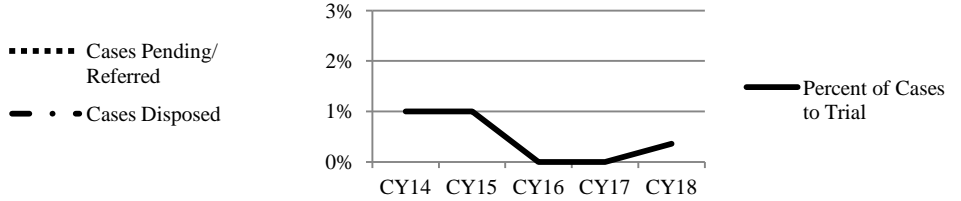
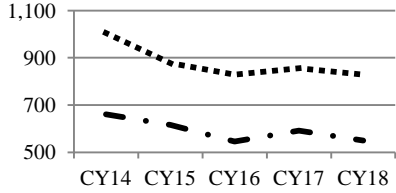


- Pre-Hearing Dispositions (62%)
- Post-Hearing Dispositions (5%)
- Post-Rejection Dispositions (22%)
- Awards Accepted (8%)
- Trial (2%)

CY2018 Circuit Caseload

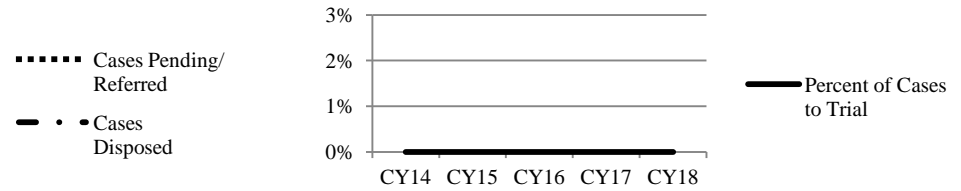
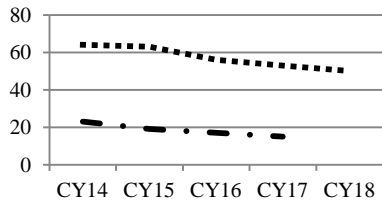
Third Judicial Circuit - Madison County

Cases Pending/Referred to Arbitration	829	Post-Hearing Dispositions	19
Pre-Hearing Dispositions	482	Awards Rejected	38
Arbitration Hearings	79	Post-Rejection Dispositions	29
Awards Accepted	20	Arbitration Cases Proceeding to Trial	3



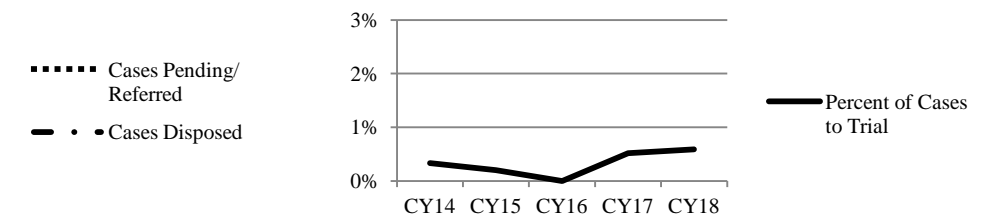
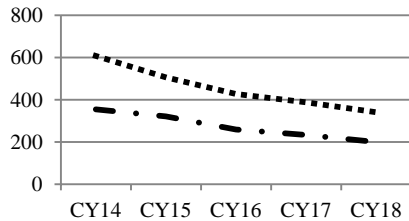
Eleventh Judicial Circuit - Ford County

Cases Pending/Referred to Arbitration	50	Post-Hearing Dispositions	0
Pre-Hearing Dispositions	10	Awards Rejected	0
Arbitration Hearings	0	Post-Rejection Dispositions	0
Awards Accepted	0	Arbitration Cases Proceeding to Trial	0



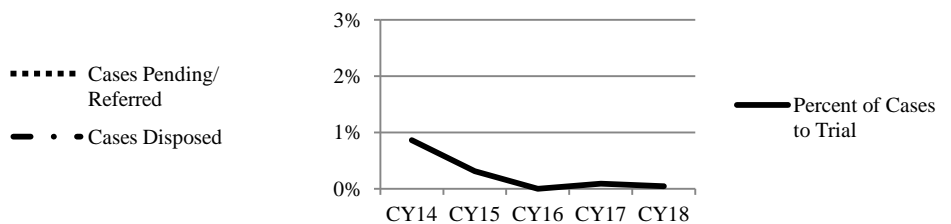
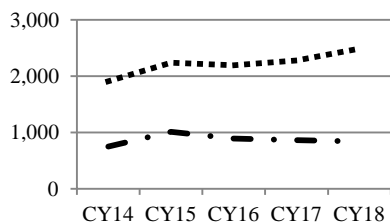
Eleventh Judicial Circuit - McLean County

Cases Pending/Referred to Arbitration	340	Post-Hearing Dispositions	5
Pre-Hearing Dispositions	182	Awards Rejected	9
Arbitration Hearings	20	Post-Rejection Dispositions	4
Awards Accepted	7	Arbitration Cases Proceeding to Trial	2



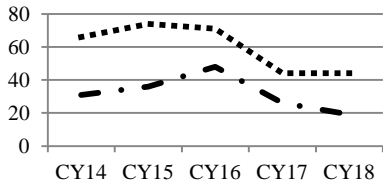
Twelfth Judicial Circuit - Will County

Cases Pending/Referred to Arbitration	2487	Post-Hearing Dispositions	27
Pre-Hearing Dispositions	771	Awards Rejected	58
Arbitration Hearings	104	Post-Rejection Dispositions	19
Awards Accepted	18	Arbitration Cases Proceeding to Trial	1




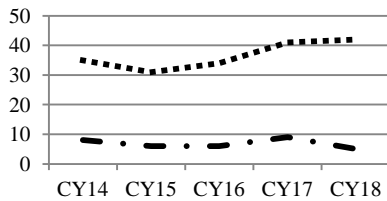
Fourteenth Judicial Circuit - Henry County

Cases Pending/Referred to Arbitration	44	Post-Hearing Dispositions	0
Pre-Hearing Dispositions	19	Awards Rejected	0
Arbitration Hearings	0	Post-Rejection Dispositions	0
Awards Accepted	0	Arbitration Cases Proceeding to Trial	0



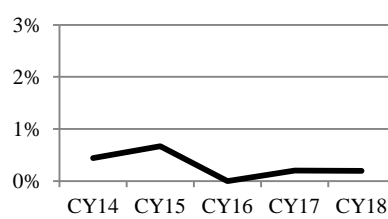
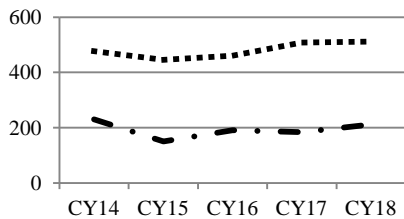
Fourteenth Judicial Circuit - Mercer County

Cases Pending/Referred to Arbitration	42	Post-Hearing Dispositions	0
Pre-Hearing Dispositions	4	Awards Rejected	0
Arbitration Hearings	0	Post-Rejection Dispositions	1
Awards Accepted	0	Arbitration Cases Proceeding to Trial	0



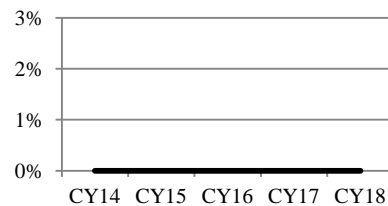
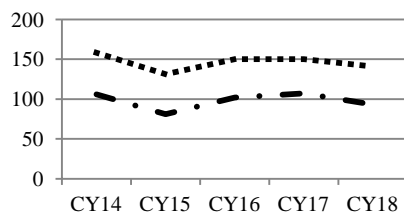
Fourteenth Judicial Circuit - Rock Island County

Cases Pending/Referred to Arbitration	511	Post-Hearing Dispositions	12
Pre-Hearing Dispositions	192	Awards Rejected	13
Arbitration Hearings	31	Post-Rejection Dispositions	6
Awards Accepted	1	Arbitration Cases Proceeding to Trial	1




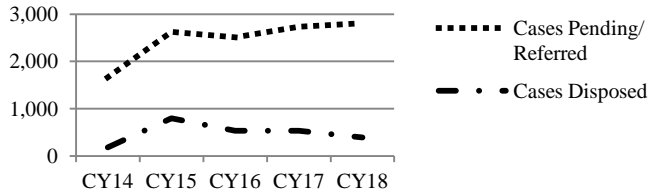
Fourteenth Judicial Circuit - Whiteside County

Cases Pending/Referred to Arbitration	141	Post-Hearing Dispositions	2
Pre-Hearing Dispositions	91	Awards Rejected	0
Arbitration Hearings	3	Post-Rejection Dispositions	0
Awards Accepted	0	Arbitration Cases Proceeding to Trial	0



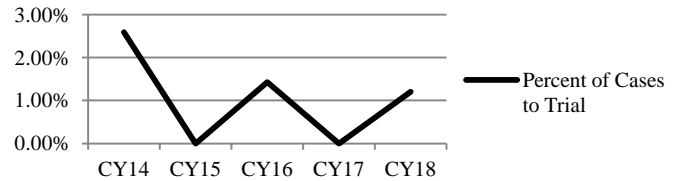
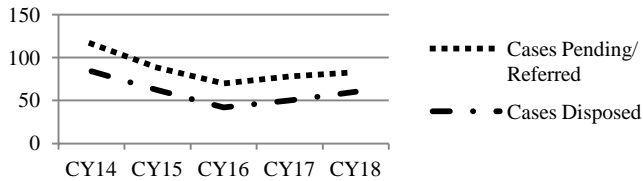
Sixteenth Judicial Circuit - Kane County

Cases Pending/Referred to Arbitration	2810	Post-Hearing Dispositions	30
Pre-Hearing Dispositions	286	Awards Rejected	85
Arbitration Hearings	147	Post-Rejection Dispositions	58
Awards Accepted	9	Arbitration Cases Proceeding to Trial	4



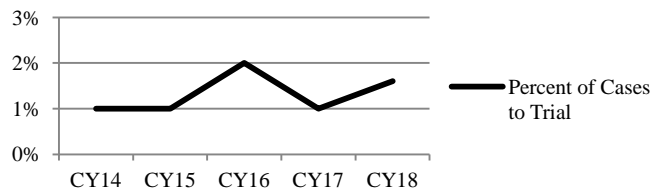
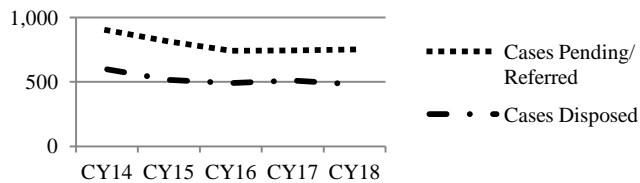
Seventeenth Judicial Circuit - Boone County

Cases Pending/Referred to Arbitration	83	Post-Hearing Dispositions	3
Pre-Hearing Dispositions	53	Awards Rejected	2
Arbitration Hearings	6	Post-Rejection Dispositions	1
Awards Accepted	2	Arbitration Cases Proceeding to Trial	1



Seventeenth Judicial Circuit - Winnebago County

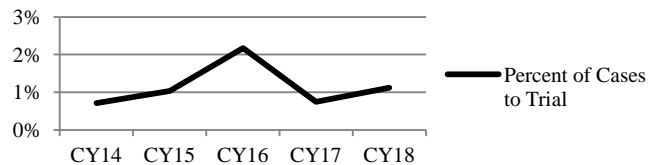
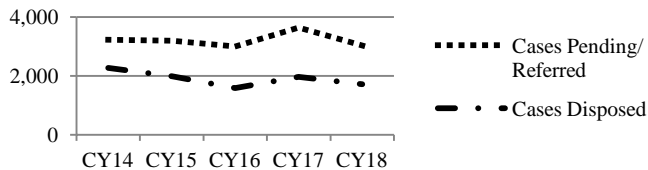
Cases Pending/Referred to Arbitration	750	Post-Hearing Dispositions	20
Pre-Hearing Dispositions	401	Awards Rejected	50
Arbitration Hearings	75	Post-Rejection Dispositions	38
Awards Accepted	9	Arbitration Cases Proceeding to Trial	12



Note: New local rule provides that small claims cases with jury demands be transferred into arbitration.

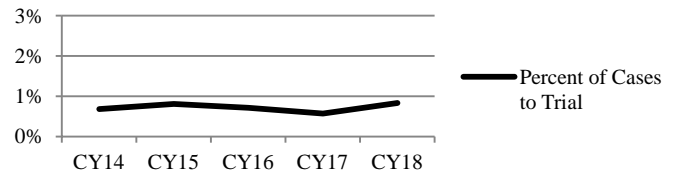
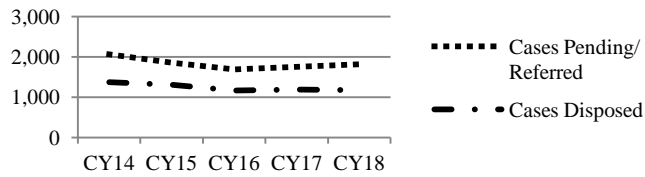
Eighteenth Judicial Circuit - DuPage County

Cases Pending/Referred to Arbitration	3029	Post-Hearing Dispositions	58
Pre-Hearing Dispositions	1498	Awards Rejected	114
Arbitration Hearings	265	Post-Rejection Dispositions	97
Awards Accepted	27	Arbitration Cases Proceeding to Trial	34



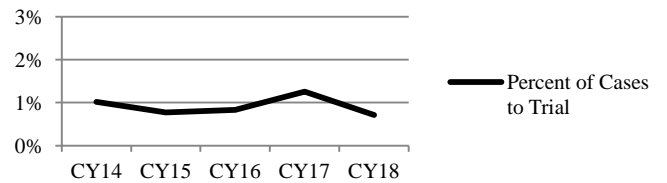
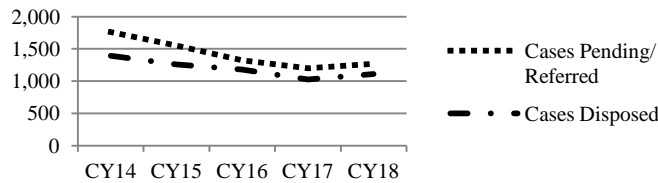
Nineteenth Judicial Circuit - Lake County

Cases Pending/Referred to Arbitration	1813	Post-Hearing Dispositions	44
Pre-Hearing Dispositions	998	Awards Rejected	122
Arbitration Hearings	189	Post-Rejection Dispositions	90
Awards Accepted	22	Arbitration Cases Proceeding to Trial	15



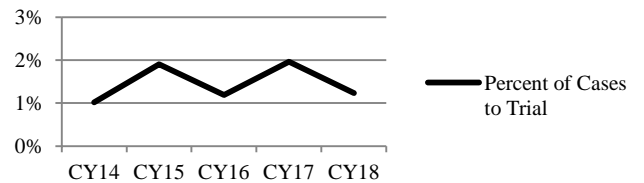
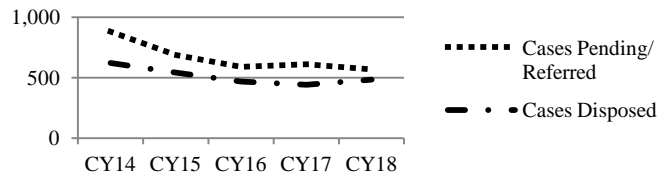
Twentieth Judicial Circuit - St. Clair County

Cases Pending/Referred to Arbitration	1269	Post-Hearing Dispositions	16
Pre-Hearing Dispositions	1026	Awards Rejected	32
Arbitration Hearings	75	Post-Rejection Dispositions	21
Awards Accepted	36	Arbitration Cases Proceeding to Trial	9



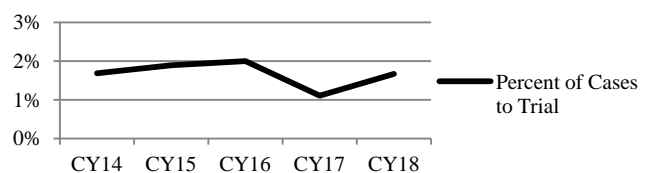
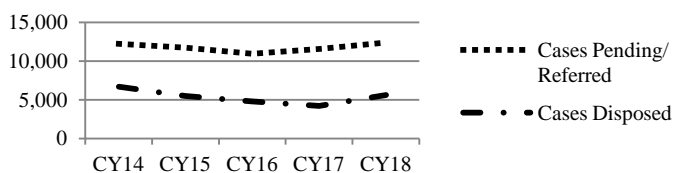
Twenty-Second Judicial Circuit - McHenry County

Cases Pending/Referred to Arbitration	569	Post-Hearing Dispositions	13
Pre-Hearing Dispositions	410	Awards Rejected	45
Arbitration Hearings	75	Post-Rejection Dispositions	31
Awards Accepted	22	Arbitration Cases Proceeding to Trial	7



Circuit Court of Cook County

Cases Pending/Referred to Arbitration	12394	Post-Hearing Dispositions	419
Pre-Hearing Dispositions	1770	Awards Rejected	2284
Arbitration Hearings	4034	Post-Rejection Dispositions	2478
Awards Accepted	918	Arbitration Cases Proceeding to Trial	207



Arbitration Program		Automobile/ Subrogation	Collections	Contracts	Liability/Tort	Property Damage	Personal Injury	Other
Boone	Average Award	\$5,546.39	\$16,577.24	\$10,500.00			\$22,103.23	
	Average Number of Days	83	444	182			470	
Cook	Average Award	\$8,034.96		8262.99*	\$6,236.77	\$4,771.60	\$4,631.14	\$1,995.69
	Average Number of Days	198.8		184.9*	194.53	161.3	239.3	156.5
DuPage	Average Award	\$8,489.56		\$12,181.13	\$8,612.85			\$8,789.84
	Average Number of Days	269.1		402	294.72			277.2
Ford	Average Award							
	Average Number of Days							
Henry	Average Award							
	Average Number of Days							
Kane	Average Award	\$6,096.55		\$11,798.67	\$150,000.00	\$30,164.00	\$11,424.93	\$6,220.25
	Average Number of Days	187.7		15	532	451	242.9	173.5
Lake	Average Award	\$6,773.74	\$13,736.86	\$13,277.68		\$7,301.86	\$15,827.61	\$0.00
	Average Number of Days	155.4	246.3	286.1		143.5	305.2	41
Madison	Average Award	\$22,839.77	\$17,996.54	\$13,421.99	\$4,597.29	\$9,706.22	\$16,136.67	\$214.62
	Average Number of Days	211.6	295	215.9	355	189.5	168.41	218.5
McHenry	Average Award	\$10,829.42	\$15,717.76	\$16,933.44		\$1,175.00	\$11,250.00	
	Average Number of Days	224.3	249.6	245.55		324	200.5	
McLean	Average Award	\$0.00	\$8,054.84	\$12,796.16	\$7,239.13	\$6,317.50	\$8,333.33	\$8,647.44
	Average Number of Days	289	215.4	461.5	251	413	329.7	138.6
Mercer	Average Award							
	Average Number of Days							
Rock Island	Average Award	\$30,000.00		\$15,216.15	\$17,500.00			\$16,519.16
	Average Number of Days	365		396.75	469			419.1
St. Clair	Average Award	\$12,816.00	\$9,039.00	\$8,484.92	\$15,666.27	\$7,660.00	\$15,666.27	
	Average Number of Days	195.2	254	331.4	289.4	340.3	289.43	
Whiteside	Average Award		\$13,516.44					\$0.00
	Average Number of Days		377					276.5
Will	Average Award	\$15,324.96	\$11,787.92	\$14,472.53			\$9,950.89	\$13,677.46
	Average Number of Days	259.7	363.5	321.5			290	396.3
Winnebago	Average Award	\$5,886.33	\$30,802.00	\$11,488.29		\$1,933.66	\$21,737.08	\$1,866.90
	Average Number of Days	215.4	155	297.8		164.7	326.8	302

*This figure includes Collections and Contracts.

ADULT AND JUVENILE PROBATION

AND

SUPERVISED PRETRIAL RELEASE

ABBREVIATIONS

Explanations for abbreviations used in column headings in this section are explained below.

Admin. Administrative Cases: Cases still active but not under direct supervision.

PSI Presentence Investigation: A comprehensive written background investigation report on a convicted offender prepared by the probation department to provide information to the court to determine an appropriate sentence.

Abbrev. PSI Abbreviated Presentence Investigation: Sometimes referred to as a “short form” presentence investigation, this is a less-comprehensive report permitted in less serious (i.e., misdemeanor) criminal cases.

IPS Intensive Probation Supervision Program: A highly structured, surveillance oriented, prison diversion program for non-violent felony offenders sentenced to probation.

Intake – Level of supervision, equal to that of Level 1, for the first 30-60 days within the program.

Level I – Highest level of supervision contacts per week, based on an assessment of high risk, for offenders sentenced to IPS.

Level II – Less frequent level of supervision contacts per week, based on an assessment of moderate risk, for offenders sentenced to IPS.

Level III – Lowest level of supervision contacts per week, based on documented improvement of performance by offenders within the program.

CUS Continued Under Supervision: A juvenile case which is under court order and probation supervision without a formal finding of delinquency.

**Active Adult Caseload
(As of December 31, 2018)**

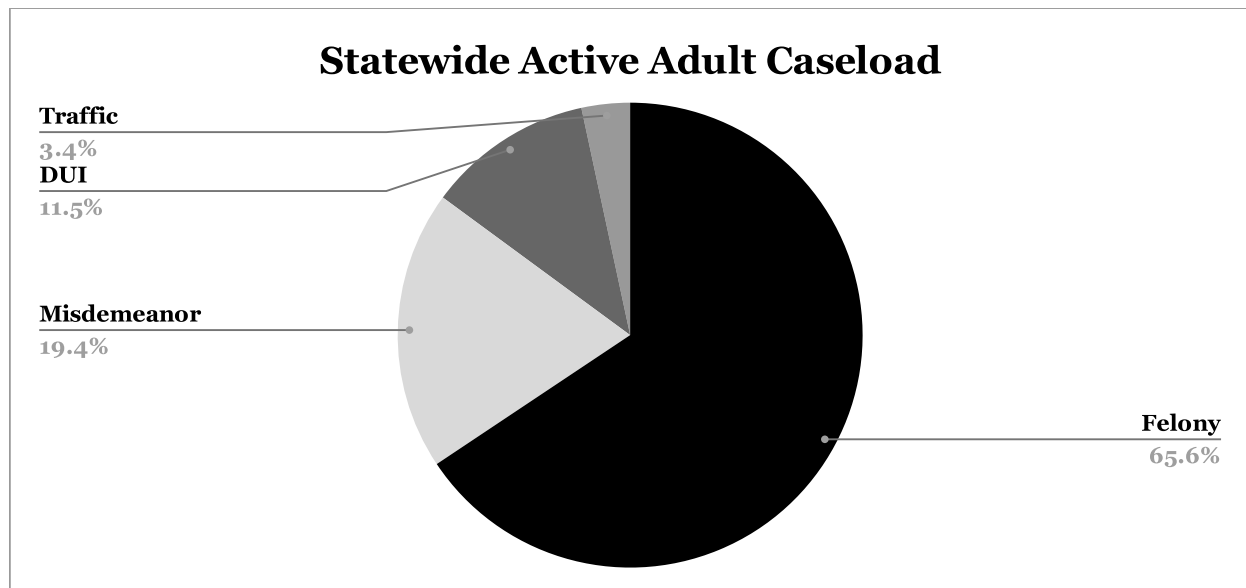
Circuit	County	Felony	Misd.	DUI	Traffic	Total	Admin.	
1st	Alexander	51	11	1	5	68	25	
	Jackson	330	121	82	14	547	86	
	Johnson	50	43	8	4	105	40	
	Massac	141	61	26	17	245	379	
	Pope	31	9	4	6	50	12	
	Pulaski	42	10	1	2	55	20	
	Saline	340	181	36	40	597	137	
	Union	134	56	32	10	232	46	
	Williamson	363	113	85	86	647	108	
	1st Circuit Total		1,482	605	275	184	2,546	853
2nd	Crawford	101	12	8	2	123	75	
	Edwards	50	12	12	2	76	35	
	Franklin	540	160	5	1	706	156	
	Gallatin	36	11	2	0	49	5	
	Hamilton	51	13	5	1	70	18	
	Hardin	39	5	1	0	45	6	
	Jefferson	304	25	9	11	349	152	
	Lawrence	56	85	6	4	151	145	
	Richland	81	53	9	3	146	16	
	Wabash	124	27	9	1	161	36	
	Wayne	105	37	22	4	168	62	
	White	125	29	3	9	166	81	
	2nd Circuit Total		1,612	469	91	38	2,210	787
	3rd	Bond	136	56	25	20	237	105
Madison		1,458	232	77	1	1,768	1,056	
3rd Circuit Total		1,594	288	102	21	2,005	1,161	
4th	Christian	189	90	74	17	370	89	
	Clay	120	50	42	17	229	65	
	Clinton	118	60	23	4	205	159	
	Effingham	220	80	91	66	457	276	
	Fayette	176	52	88	8	324	206	
	Jasper	57	66	20	6	149	1	
	Marion	397	95	100	33	625	201	
	Montgomery	175	195	111	0	481	134	
	Shelby	70	35	7	1	113	119	
4th Circuit Total		1,522	723	556	152	2,953	1,250	
5th	Clark	89	24	5	7	125	82	
	Coles	516	148	41	11	716	643	
	Cumberland	59	14	10	3	86	61	
	Edgar	145	23	1	0	169	61	
	Vermilion	567	121	83	11	782	140	
5th Circuit Total		1,376	330	140	32	1,878	987	
6th	Champaign	904	209	122	53	1,288	419	
	DeWitt	52	24	43	17	136	166	
	Douglas	69	28	56	21	174	125	
	Macon	1,010	306	1	0	1,317	488	
	Moultrie	58	36	28	29	151	64	
	Piatt	52	111	15	8	186	44	
	6th Circuit Total		2,145	714	265	128	3,252	1,306

**Active Adult Caseload
(As of December 31, 2018)**

Circuit	County	Felony	Misd.	DUI	Traffic	Total	Admin.
7th	Greene	110	120	3	2	235	96
	Jersey	55	9	5	0	69	59
	Macoupin	280	118	73	5	476	188
	Morgan	188	142	78	24	432	122
	Sangamon	864	251	75	4	1,194	1,282
	Scott	29	48	0	0	77	11
7th Circuit Total		1,526	688	234	35	2,483	1,758
8th	Adams	542	80	48	1	671	148
	Brown	19	13	26	4	62	21
	Calhoun	14	5	2	6	27	14
	Cass	91	39	27	2	159	172
	Mason	76	58	24	5	163	50
	Menard	26	15	7	5	53	97
	Pike	139	53	33	26	251	119
	Schuyler	39	25	24	3	91	68
8th Circuit Total		946	288	191	52	1,477	689
9th	Fulton	119	35	9	2	165	41
	Hancock	77	10	2	4	93	56
	Henderson	17	2	3	0	22	28
	Knox	239	35	6	2	282	109
	McDonough	92	14	5	1	112	66
	Warren	50	3	0	5	58	25
9th Circuit Total		594	99	25	14	732	325
10th	Marshall	36	13	10	0	59	58
	Peoria	937	349	78	21	1,385	1,815
	Putnam	14	8	4	2	28	41
	Stark	20	8	5	0	33	25
	Tazewell	385	99	111	3	598	935
10th Circuit Total		1,392	477	208	26	2,103	2,874
11th	Ford	89	84	73	62	308	52
	Livingston	186	26	25	2	239	619
	Logan	153	65	22	0	240	515
	McLean	712	201	0	3	916	389
	Woodford	173	71	34	7	285	851
11th Circuit Total		1,313	447	154	74	1,988	2,426
12th	Will	1,374	211	125	16	1,726	498
13th	Bureau	107	34	3	1	145	56
	Grundy	165	27	3	2	197	98
	LaSalle	431	23	13	0	467	180
13th Circuit Total		703	84	19	3	809	334
14th	Henry	164	23	8	1	196	353
	Mercer	61	23	0	0	84	32
	Rock Island	679	261	562	38	1,540	746
	Whiteside	307	83	120	12	522	377
14th Circuit Total		1,211	390	690	51	2,342	1,508

**Active Adult Caseload
(As of December 31, 2018)**

Circuit	County	Felony	Misd.	DUI	Traffic	Total	Admin.
15th	Carroll	63	25	13	3	104	193
	Jo Daviess	47	25	46	7	125	66
	Lee	181	54	26	33	294	372
	Ogle	160	62	37	2	261	466
	Stephenson	278	97	50	2	427	1,140
15th Circuit Total		729	263	172	47	1,211	2,237
16th	Kane	1,527	447	205	9	2,188	1,325
17th	Boone	205	99	62	15	381	464
	Winnebago	1,944	498	137	17	2,596	3,866
17th Circuit Total		2,149	597	199	32	2,977	4,330
18th	DuPage	1,757	517	488	181	2,943	2,240
19th	Lake	1,314	597	413	156	2,480	574
20th	Monroe	159	6	0	0	165	149
	Perry	103	12	2	1	118	142
	Randolph	110	4	0	0	114	131
	St. Clair	1,537	174	20	6	1,737	547
	Washington	48	4	1	0	53	73
20th Circuit Total		1,957	200	23	7	2,187	1,042
21st	Iroquois	157	26	3	0	186	38
	Kankakee	355	99	6	2	462	103
21st Circuit Total		512	125	9	2	648	141
22nd	McHenry	548	124	48	28	748	184
23rd	DeKalb	318	91	0	0	409	912
	Kendall	299	129	5	0	433	532
23rd Circuit Total		617	220	5	0	842	1,444
Cook	Adult	16,844	3,828	212	16	20,900	2,207
	Social Service	808	1,355	3,515	1,137	6,815	742
Cook County Total		17,652	5,183	3,727	1,153	27,715	2,949
Statewide Total		47,552	14,086	8,364	2,441	72,443	33,222



**Active Adult IPS Caseload
(As of December 31, 2018)**

Circuit	County	Intake	Level I	Level II	Level III	Total
5th	Vermilion	2	2	0	0	4
10th	Peoria	5	6	6	4	21
11th	McLean	1	23	4	0	28
12th	Will	0	4	12	28	44
19th	Lake	5	28	20	4	57
20th	St. Clair	3	10	7	6	26
Cook	Adult	27	15	77	244	363
Total IPS Cases		43	88	126	286	543

**Active Specialized DUI Program Caseload
(As of December 31, 2018)**

Circuit	County	Maximum	After Care	Total
5th	Vermilion	10	0	10
11th	McLean	41	39	80
22nd	McHenry	50	13	63
Cook	Social Service	1,044	0	1,044
Total Specialized DUI		1,145	52	1,197

**Pretrial Eligibility and Release
(Calendar Year 2018)**

Circuit	County	Eligibility			Pretrial Release	
		Eligible	Released Prior to Interview	Investigated	No Supervision	Supervision
1st	Alexander	0	0	0	0	0
	Jackson	0	0	0	0	0
	Johnson	0	0	0	0	0
	Massac	0	0	0	0	0
	Pope	0	0	0	0	0
	Pulaski	0	0	0	0	0
	Saline	0	0	0	0	0
	Union	0	0	0	0	0
	Williamson	0	0	0	0	0
	1st Circuit Total	0	0	0	0	0
2nd	Crawford	0	0	0	0	0
	Edwards	0	0	0	0	0
	Franklin	0	0	0	0	0
	Gallatin	0	0	0	0	0
	Hamilton	0	0	0	0	0
	Hardin	0	0	0	0	0
	Jefferson	0	0	0	0	0
	Lawrence	0	0	0	0	0
	Richland	0	0	0	0	0
	Wabash	0	0	0	0	0
	Wayne	0	0	0	0	0
	White	0	0	0	0	0
	2nd Circuit Total	0	0	0	0	0
	3rd	Bond*	56	23	2	0
Madison*		3,501	67	3,460	1,343	3
3rd Circuit Total		3,557	90	3,462	1,343	124
4th	Christian*	105	0	34	4	202
	Clay	0	0	0	0	0
	Clinton*	0	0	1	0	22
	Effingham	0	0	0	0	0
	Fayette	0	0	0	0	0
	Jasper	0	0	0	0	0
	Marion	0	0	0	0	0
	Montgomery	0	0	0	0	0
	Shelby	0	0	0	0	0
4th Circuit Total	105	0	35	4	224	
5th	Clark	0	0	0	0	0
	Coles*	802	0	802	0	455
	Cumberland	0	0	0	0	0
	Edgar	0	0	0	0	0
	Vermilion*	169	1	0	10	0
5th Circuit Total	971	1	802	10	455	

**Pretrial Eligibility and Release
(Calendar Year 2018)**

Circuit	County	Eligibility			Pretrial Release	
		Eligible	Released Prior to Interview	Investigated	No Supervision	Supervision
6th	Champaign	0	0	0	0	0
	DeWitt	0	0	0	0	0
	Douglas	0	0	0	0	0
	Macon*	1,545	0	1,539	32	4
	Moultrie	0	0	0	0	0
	Piatt	0	0	0	0	0
	6th Circuit Total		1,545	0	1,539	32
7th	Greene	0	0	0	0	0
	Jersey	0	0	0	0	0
	Macoupin	0	0	0	0	0
	Morgan	0	0	0	0	0
	Sangamon*	896	18	274	323	180
	Scott	0	0	0	0	0
	7th Circuit Total		896	18	274	323
8th	Adams*	834	7	826	165	379
	Brown	0	0	0	0	0
	Calhoun	0	0	0	0	0
	Cass	0	0	0	0	0
	Mason	0	0	0	0	0
	Menard	0	0	0	0	0
	Pike	0	0	0	0	0
	Schuyler	0	0	0	0	0
	8th Circuit Total		834	7	826	165
9th	Fulton	0	0	0	0	0
	Hancock	0	0	0	0	0
	Henderson	0	0	0	0	0
	Knox	0	0	0	0	0
	McDonough	0	0	0	0	0
	Warren	0	0	0	0	0
	9th Circuit Total		0	0	0	0
10th	Marshall	0	0	0	0	0
	Peoria*	332	4	329	135	184
	Putnam	0	0	0	0	0
	Stark	0	0	0	0	0
	Tazewell*	888	0	327	346	522
	10th Circuit Total		1,220	4	656	481
11th	Ford	0	0	0	0	0
	Livingston	0	0	0	0	0
	Logan	0	0	0	0	0
	McLean*	324	33	2,098	20	208
	Woodford	0	0	0	0	0
	11th Circuit Total		324	33	2,098	20

**Pretrial Eligibility and Release
(Calendar Year 2018)**

Circuit	County	Eligibility			Pretrial Release	
		Eligible	Released Prior to Interview	Investigated	No Supervision	Supervision
12th	Will*	2,977	5	2,957	321	1,659
13th	Bureau	0	0	0	0	0
	Grundy	0	0	0	0	0
	LaSalle	0	0	0	0	0
13th Circuit Total		0	0	0	0	0
14th	Henry	0	0	0	0	0
	Mercer*	120	1	117	45	0
	Rock Island*	1,267	32	1,189	42	364
	Whiteside*	101	0	101	8	7
14th Circuit Total		1,488	33	1,407	95	371
15th	Carroll	0	0	0	0	0
	Jo Daviess	0	0	0	0	0
	Lee	0	0	0	0	0
	Ogle*	242	0	243	72	135
	Stephenson	0	0	0	0	0
15th Circuit Total		242	0	243	72	135
16th	Kane*	3,113	529	2,455	505	2,566
17th	Boone*	0	0	297	14	200
	Winnebago*	4,649	81	4,182	0	1,053
17th Circuit Total		4,649	81	4,479	14	1,253
18th	DuPage*	647	175	431	0	1,767
19th	Lake*	0	0	2,092	154	1,826
20th	Monroe	0	0	0	0	0
	Perry	0	0	0	0	0
	Randolph	0	0	0	0	0
	St. Clair*	0	0	2,153	2,195	166
	Washington	0	0	0	0	0
20th Circuit Total		0	0	2,153	2,195	166
21st	Iroquois	0	0	0	0	0
	Kankakee*	51	21	0	17	43
21st Circuit Total		51	21	0	17	43
22nd	McHenry*	1,983	0	2,032	0	89
23rd	DeKalb*	1,234	0	1,234	609	310
	Kendall*	545	8	540	335	204
23rd Circuit Total		1,779	8	1,774	944	514
Cook	Adult*	26,865	0	26,006	0	11,847
Statewide Total		53,246	1,005	55,721	6,695	24,516

Total Reported 28

* County reported pretrial program data

**Adult Investigations Report
(Calendar Year 2018)**

Circuit	County	PSI	Abbrev. PSI	Record Check	Other	Total
1st	Alexander	19	0	5	0	24
	Jackson	45	0	15	0	60
	Johnson	5	0	2	0	7
	Massac	12	0	0	0	12
	Pope	1	0	10	0	11
	Pulaski	1	0	14	2	17
	Saline	15	0	1	0	16
	Union	10	0	1	0	11
	Williamson	18	0	26	0	44
1st Circuit Total		126	0	74	2	202
2nd	Crawford	10	0	0	0	10
	Edwards	15	2	2	0	19
	Franklin	34	1	5	0	40
	Gallatin	7	0	0	0	7
	Hamilton	1	0	0	0	1
	Hardin	7	0	0	0	7
	Jefferson	102	0	0	0	102
	Lawrence	23	0	0	0	23
	Richland	22	3	26	0	51
	Wabash	2	0	0	0	2
	Wayne	20	1	12	0	33
	White	26	0	2	0	28
	2nd Circuit Total		269	7	47	0
3rd	Bond	27	1	325	0	353
	Madison	45	0	0	378	423
3rd Circuit Total		72	1	325	378	776
4th	Christian	14	2	52	34	102
	Clay	5	0	99	0	104
	Clinton	18	0	99	19	136
	Effingham	53	0	139	0	192
	Fayette	11	0	166	0	177
	Jasper	0	0	23	0	23
	Marion	127	40	44	49	260
	Montgomery	36	0	0	1	37
	Shelby	15	0	0	0	15
4th Circuit Total		279	42	622	103	1,046
5th	Clark	19	0	0	0	19
	Coles	45	0	0	27	72
	Cumberland	5	0	0	0	5
	Edgar	48	1	0	0	49
	Vermilion	49	0	0	83	132
5th Circuit Total		166	1	0	110	277

**Adult Investigations Report
(Calendar Year 2018)**

Circuit	County	PSI	Abbrev. PSI	Record Check	Other	Total
6th	Champaign	449	3	0	0	452
	DeWitt	24	1	0	0	25
	Douglas	4	6	0	0	10
	Macon	313	484	14	140	951
	Moultrie	2	0	5	22	29
	Piatt	5	0	0	0	5
6th Circuit Total		797	494	19	162	1,472
7th	Greene	0	0	0	3	3
	Jersey	41	4	7	1	53
	Macoupin	17	4	7	0	28
	Morgan	37	21	0	68	126
	Sangamon	63	0	21	123	207
	Scott	0	0	0	0	0
7th Circuit Total		158	29	35	195	417
8th	Adams	477	0	8	20	505
	Brown	4	2	0	0	6
	Calhoun	11	0	0	0	11
	Cass	11	19	0	0	30
	Mason	40	0	18	0	58
	Menard	0	0	5	0	5
	Pike	98	0	0	0	98
	Schuyler	12	1	0	0	13
8th Circuit Total		653	22	31	20	726
9th	Fulton	18	1	81	25	125
	Hancock	15	1	19	18	53
	Henderson	6	0	29	2	37
	Knox	21	1	53	31	106
	McDonough	24	0	58	66	148
	Warren	8	0	17	3	28
9th Circuit Total		92	3	257	145	497
10th	Marshall	4	0	1	0	5
	Peoria	160	0	15	0	175
	Putnam	0	0	0	0	0
	Stark	4	0	3	0	7
	Tazewell	47	3	76	392	518
10th Circuit Total		215	3	95	392	705
11th	Ford	23	0	2	0	25
	Livingston	81	0	0	0	81
	Logan	10	0	0	0	10
	McLean	176	0	1,334	0	1,510
	Woodford	83	151	0	1	235
11th Circuit Total		373	151	1,336	1	1,861

**Adult Investigations Report
(Calendar Year 2018)**

Circuit	County	PSI	Abbrev. PSI	Record Check	Other	Total
12th	Will	341	0	31	0	372
13th	Bureau	20	5	1	0	26
	Grundy	32	1	4	0	37
	LaSalle	0	0	0	0	0
13th Circuit Total		52	6	5	0	63
14th	Henry	50	1	19	356	426
	Mercer	8	0	6	0	14
	Rock Island	105	1	32	521	659
	Whiteside	42	0	6	20	68
14th Circuit Total		205	2	63	897	1,167
15th	Carroll	15	4	8	0	27
	Jo Daviess	5	1	14	0	20
	Lee	18	12	30	0	60
	Ogle	7	0	19	4	30
	Stephenson	50	4	1	0	55
15th Circuit Total		95	21	72	4	192
16th	Kane	174	0	84	25	283
17th	Boone	39	1	2	60	102
	Winnebago	196	0	0	0	196
17th Circuit Total		235	1	2	60	298
18th	DuPage	470	0	275	0	745
19th	Lake	178	23	94	0	295
20th	Monroe	3	0	0	0	3
	Perry	12	0	6	10	28
	Randolph	52	0	6	0	58
	St. Clair	188	0	1,884	480	2,552
	Washington	0	0	134	6	140
20th Circuit Total		255	0	2,030	496	2,781
21st	Iroquois	10	0	76	2	88
	Kankakee	97	0	19	99	215
21st Circuit Total		107	0	95	101	303
22nd	McHenry	55	0	81	25	161
23rd	DeKalb	52	0	18	144	214
	Kendall	40	4	5	495	544
23rd Circuit Total		92	4	23	639	758
Cook	Adult	1,816	0	0	0	1,816
	Social Service	0	0	0	929	929
Cook County Total		1,816	0	0	929	2,745
Statewide Total		7,275	810	5,696	4,684	18,465

**Adult Probation - Programs Ordered
(Calendar Year 2018)**

Circuit	County	Alcohol	Drug	Alcohol &Drug	Mental Health	Sex Offender	TASC	Total
1st	Alexander	0	1	6	0	0	1	8
	Jackson	4	28	8	33	2	8	83
	Johnson	1	0	1	14	1	0	17
	Massac	0	1	57	3	0	0	61
	Pope	0	0	1	5	0	0	6
	Pulaski	0	0	0	0	0	0	0
	Saline	0	0	0	0	0	0	0
	Union	0	0	8	1	0	0	9
	Williamson	10	2	51	43	1	1	108
1st Circuit Total		15	32	132	99	4	10	292
2nd	Crawford	0	0	1	0	0	0	1
	Edwards	0	0	0	1	1	0	2
	Franklin	0	11	2	0	0	1	14
	Gallatin	3	5	1	1	0	0	10
	Hamilton	0	0	0	0	0	0	0
	Hardin	1	7	1	0	0	0	9
	Jefferson	0	0	0	0	0	0	0
	Lawrence	1	0	31	4	0	0	36
	Richland	0	1	34	4	0	1	40
	Wabash	0	0	47	1	3	12	63
	Wayne	0	0	0	2	0	2	4
	White	1	11	12	8	1	0	33
	2nd Circuit Total		6	35	129	21	5	16
3rd	Bond	1	4	1	0	5	1	12
	Madison	28	167	139	110	9	15	468
3rd Circuit Total		29	171	140	110	14	16	480
4th	Christian	8	18	111	18	3	1	159
	Clay	0	2	0	7	5	26	40
	Clinton	1	4	71	28	0	3	107
	Effingham	84	97	11	24	1	0	217
	Fayette	0	0	357	0	2	2	361
	Jasper	0	0	0	1	0	0	1
	Marion	0	1	336	98	4	6	445
	Montgomery	2	0	51	34	2	4	93
	Shelby	1	4	4	4	0	0	13
4th Circuit Total		96	126	941	214	17	42	1,436
5th	Clark	2	1	65	15	1	0	84
	Coles	1	0	471	211	3	0	686
	Cumberland	0	0	4	1	0	0	5
	Edgar	0	1	0	0	0	0	1
	Vermilion	0	1	0	0	0	0	1
5th Circuit Total		3	3	540	227	4	0	777

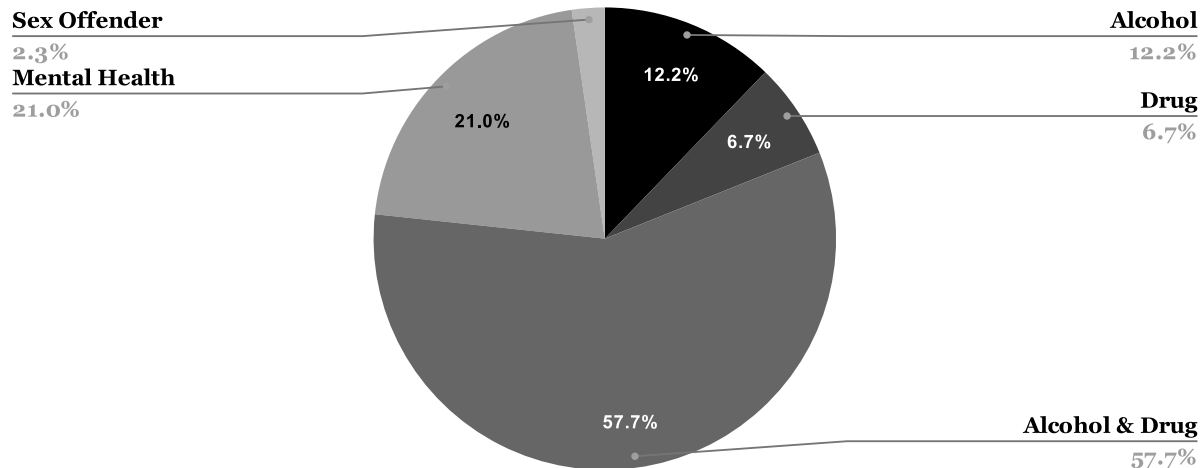
**Adult Probation - Programs Ordered
(Calendar Year 2018)**

Circuit	County	Alcohol	Drug	Alcohol &Drug	Mental Health	Sex Offender	TASC	Total
6th	Champaign	4	23	194	136	17	0	374
	DeWitt	1	0	30	4	0	0	35
	Douglas	0	2	35	5	1	0	43
	Macon	0	51	6	123	9	9	198
	Moultrie	11	0	16	8	1	0	36
	Piatt	0	4	5	16	0	1	26
6th Circuit Total		16	80	286	292	28	10	712
7th	Greene	0	0	0	0	0	0	0
	Jersey	10	41	35	17	0	0	103
	Macoupin	5	29	37	21	2	6	100
	Morgan	6	2	37	22	1	2	70
	Sangamon	11	59	463	124	6	56	719
	Scott	0	0	0	0	0	0	0
7th Circuit Total		32	131	572	184	9	64	992
8th	Adams	11	53	278	263	5	7	617
	Brown	2	4	1	4	0	0	11
	Calhoun	0	5	11	4	0	1	21
	Cass	0	3	1	8	0	0	12
	Mason	0	7	6	0	0	0	13
	Menard	1	0	17	4	0	1	23
	Pike	0	0	0	34	2	12	48
	Schuyler	7	7	3	3	2	0	22
8th Circuit Total		21	79	317	320	9	21	767
9th	Fulton	0	0	41	24	1	8	74
	Hancock	0	0	60	43	0	0	103
	Henderson	0	0	19	0	0	0	19
	Knox	2	0	129	35	0	0	166
	McDonough	0	0	73	17	4	1	95
	Warren	0	0	49	7	0	0	56
9th Circuit Total		2	0	371	126	5	9	513
10th	Marshall	0	0	6	4	0	0	10
	Peoria	68	89	10	6	3	0	176
	Putnam	0	0	0	0	0	0	0
	Stark	0	0	1	6	7	0	14
	Tazewell	0	0	135	150	3	4	292
10th Circuit Total		68	89	152	166	13	4	492
11th	Ford	0	0	2	12	1	0	15
	Livingston	0	0	75	11	0	1	87
	Logan	0	0	114	22	3	5	144
	McLean	0	0	15	3	8	0	26
	Woodford	1	0	169	29	2	2	203
11th Circuit Total		1	0	375	77	14	8	475
12th	Will	0	36	156	38	0	0	230
13th	Bureau	1	0	32	0	2	2	37
	Grundy	0	0	1	0	2	3	6
	LaSalle	0	0	21	4	2	5	32
13th Circuit Total		1	0	54	4	6	10	75

**Adult Probation - Programs Ordered
(Calendar Year 2018)**

Circuit	County	Alcohol	Drug	Alcohol & Drug	Mental Health	Sex Offender	TASC	Total
14th	Henry	0	0	74	47	1	3	125
	Mercer	2	9	27	10	3	0	51
	Rock Island	29	21	686	215	9	0	960
	Whiteside	2	1	123	46	5	2	179
14th Circuit Total		33	31	910	318	18	5	1,315
15th	Carroll	1	4	9	4	0	0	18
	Jo Daviess	0	0	26	13	1	5	45
	Lee	20	6	51	17	4	2	100
	Ogle	3	3	17	25	5	2	55
	Stephenson	1	6	34	46	3	5	95
15th Circuit Total		25	19	137	105	13	14	313
16th	Kane	89	34	422	236	37	14	832
17th	Boone	25	123	260	101	5	4	518
	Winnebago	0	0	1,437	22	48	0	1,507
17th Circuit Total		25	123	1,697	123	53	4	2,025
18th	DuPage	0	0	0	0	0	0	0
19th	Lake	7	10	390	110	23	1	541
20th	Monroe	0	1	0	1	0	0	2
	Perry	4	21	1	4	0	5	35
	Randolph	0	0	17	14	0	9	40
	St. Clair	165	28	726	167	15	115	1,216
	Washington	0	2	5	0	0	0	7
20th Circuit Total		169	52	749	186	15	129	1,300
21st	Iroquois	0	4	4	0	1	0	9
	Kankakee	3	6	97	20	0	4	130
21st Circuit Total		3	10	101	20	1	4	139
22nd	McHenry	9	45	0	10	10	0	74
23rd	DeKalb	9	3	112	0	0	15	139
	Kendall	27	51	98	0	0	12	188
23rd Circuit Total		36	54	210	0	0	27	327
Cook	Adult	617	202	2,035	668	158	618	4,298
	Social Service	1,169	0	877	602	9	0	2,657
Cook County Total		1,786	202	2,912	1,270	167	618	6,955
Statewide Total		2,472	1,362	11,693	4,256	465	1,026	21,274

Statewide Adult Programs Ordered



**Adult Risk Classification
(As of December 31, 2018)**

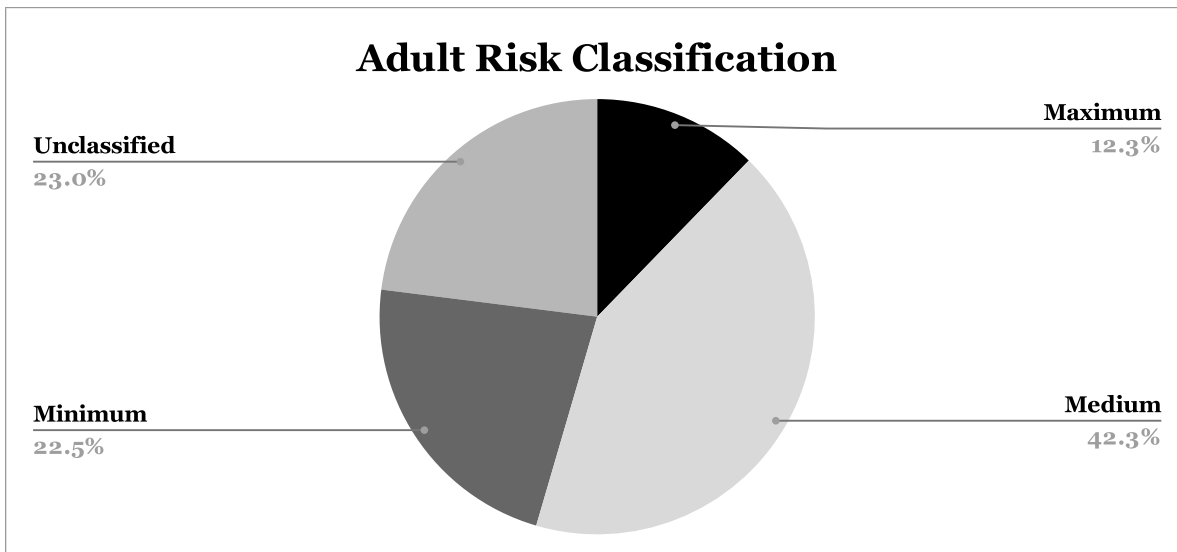
Circuit	County	Maximum	Medium	Minimum	Unclassified	Total
1st	Alexander	0	40	17	11	68
	Jackson	34	221	210	82	547
	Johnson	8	58	28	11	105
	Massac	12	90	83	60	245
	Pope	2	14	13	21	50
	Pulaski	2	30	9	14	55
	Saline	35	285	192	85	597
	Union	11	111	91	19	232
	Williamson	22	232	278	115	647
1st Circuit Total		126	1,081	921	418	2,546
2nd	Crawford	28	93	2	0	123
	Edwards	5	34	5	32	76
	Franklin	12	137	154	403	706
	Gallatin	0	26	21	2	49
	Hamilton	0	0	24	46	70
	Hardin	0	17	28	0	45
	Jefferson	97	72	37	143	349
	Lawrence	37	62	51	1	151
	Richland	5	107	34	0	146
	Wabash	2	128	31	0	161
	Wayne	0	17	10	141	168
	White	7	74	85	0	166
	2nd Circuit Total		193	767	482	768
3rd	Bond	5	96	95	41	237
	Madison	172	1,174	415	7	1,768
3rd Circuit Total		177	1,270	510	48	2,005
4th	Christian	74	175	120	1	370
	Clay	7	57	61	104	229
	Clinton	30	72	39	64	205
	Effingham	26	163	211	57	457
	Fayette	13	121	48	142	324
	Jasper	7	47	77	18	149
	Marion	70	217	187	151	625
	Montgomery	4	47	298	132	481
	Shelby	3	48	50	12	113
4th Circuit Total		234	947	1,091	681	2,953
5th	Clark	3	74	14	34	125
	Coles	74	407	93	142	716
	Cumberland	13	30	10	33	86
	Edgar	4	108	45	12	169
	Vermilion	126	465	159	32	782
5th Circuit Total		220	1,084	321	253	1,878
6th	Champaign	88	1,024	176	0	1,288
	DeWitt	7	32	68	29	136
	Douglas	8	53	79	34	174
	Macon	85	1,031	123	78	1,317
	Moultrie	2	45	38	66	151
	Piatt	10	79	83	14	186
6th Circuit Total		200	2,264	567	221	3,252

**Adult Risk Classification
(As of December 31, 2018)**

Circuit	County	Maximum	Medium	Minimum	Unclassified	Total
7th	Greene	15	86	82	52	235
	Jersey	11	24	34	0	69
	Macoupin	22	172	185	97	476
	Morgan	35	172	167	58	432
	Sangamon	121	805	86	182	1,194
	Scott	0	14	24	39	77
7th Circuit Total		204	1,273	578	428	2,483
8th	Adams	57	333	115	166	671
	Brown	0	33	25	4	62
	Calhoun	0	0	0	27	27
	Cass	9	63	48	39	159
	Mason	13	48	48	54	163
	Menard	1	20	25	7	53
	Pike	4	55	40	152	251
	Schuyler	0	61	21	9	91
8th Circuit Total		84	613	322	458	1,477
9th	Fulton	50	91	24	0	165
	Hancock	8	69	13	3	93
	Henderson	0	7	15	0	22
	Knox	80	143	59	0	282
	McDonough	31	42	39	0	112
	Warren	5	44	9	0	58
9th Circuit Total		174	396	159	3	732
10th	Marshall	6	22	13	18	59
	Peoria	175	976	186	48	1,385
	Putnam	0	11	10	7	28
	Stark	0	22	9	2	33
	Tazewell	151	299	30	118	598
10th Circuit Total		332	1,330	248	193	2,103
11th	Ford	19	89	134	66	308
	Livingston	17	98	55	69	239
	Logan	12	163	28	37	240
	McLean	188	592	123	13	916
	Woodford	4	101	107	73	285
11th Circuit Total		240	1,043	447	258	1,988
12th	Will	238	1,315	158	15	1,726
13th	Bureau	6	76	15	48	145
	Grundy	10	62	86	39	197
	LaSalle	9	282	95	81	467
13th Circuit Total		25	420	196	168	809
14th	Henry	81	80	33	2	196
	Mercer	2	80	2	0	84
	Rock Island	88	468	800	184	1,540
	Whiteside	41	283	194	4	522
14th Circuit Total		212	911	1,029	190	2,342

**Adult Risk Classification
(As of December 31, 2018)**

Circuit	County	Maximum	Medium	Minimum	Unclassified	Total
15th	Carroll	1	35	11	57	104
	Jo Daviess	11	61	21	32	125
	Lee	11	155	90	38	294
	Ogle	5	102	93	61	261
	Stephenson	18	259	46	104	427
15th Circuit Total		46	612	261	292	1,211
16th	Kane	370	1,289	466	63	2,188
17th	Boone	25	144	162	50	381
	Winnebago	614	1,475	178	329	2,596
17th Circuit Total		639	1,619	340	379	2,977
18th	DuPage	950	934	783	276	2,943
19th	Lake	837	884	405	354	2,480
20th	Monroe	0	20	28	117	165
	Perry	0	15	16	87	118
	Randolph	0	65	19	30	114
	St. Clair	585	612	39	501	1,737
	Washington	3	17	20	13	53
20th Circuit Total		588	729	122	748	2,187
21st	Iroquois	6	156	21	3	186
	Kankakee	142	297	23	0	462
21st Circuit Total		148	453	44	3	648
22nd	McHenry	18	475	145	110	748
23rd	DeKalb	33	230	95	51	409
	Kendall	11	209	131	82	433
23rd Circuit Total		44	439	226	133	842
Cook	Adult	1,606	7,828	3,300	8,166	20,900
	Social Service	980	636	3,154	2,045	6,815
Cook County Total		2,586	8,464	6,454	10,211	27,715
Statewide Total		8,885	30,612	16,275	16,671	72,443



**Active Juvenile Caseload
(As of December 31, 2018)**

Circuit	County	Probation	Supervision	CUS	Informal	Other	Total	Admin.
1st	Alexander	4	0	3	0	0	7	2
	Jackson	29	0	19	0	1	49	5
	Johnson	7	0	7	2	0	16	1
	Massac	13	5	2	2	0	22	1
	Pope	3	0	3	0	0	6	3
	Pulaski	3	0	0	0	0	3	0
	Saline	13	4	0	8	0	25	1
	Union	7	2	1	3	0	13	0
	Williamson	12	1	11	20	0	44	1
1st Circuit Total		91	12	46	35	1	185	14
2nd	Crawford	11	0	0	0	0	11	0
	Edwards	15	0	3	0	0	18	10
	Franklin	25	0	24	9	2	60	7
	Gallatin	3	0	3	0	0	6	1
	Hamilton	6	0	3	0	0	9	3
	Hardin	0	0	1	0	0	1	1
	Jefferson	26	6	0	0	0	32	1
	Lawrence	6	0	7	0	0	13	4
	Richland	17	2	3	0	2	24	0
	Wabash	12	2	0	0	0	14	10
	Wayne	13	0	4	0	0	17	3
	White	7	0	1	0	0	8	4
	2nd Circuit Total		141	10	49	9	4	213
3rd	Bond	4	0	10	1	0	15	0
	Madison	58	0	140	10	0	208	19
3rd Circuit Total		62	0	150	11	0	223	19
4th	Christian	20	3	13	4	1	41	1
	Clay	14	0	4	8	1	27	4
	Clinton	15	0	15	0	0	30	10
	Effingham	20	0	17	1	0	38	19
	Fayette	12	1	22	2	7	44	3
	Jasper	1	0	3	0	0	4	0
	Marion	53	0	15	0	0	68	6
	Montgomery	8	2	7	3	1	21	9
	Shelby	18	2	3	1	0	24	3
4th Circuit Total		161	8	99	19	10	297	55
5th	Clark	14	0	0	0	0	14	3
	Coles	40	3	0	5	0	48	3
	Cumberland	3	0	0	0	0	3	3
	Edgar	18	0	0	0	0	18	5
	Vermilion	87	1	30	0	1	119	0
5th Circuit Total		162	4	30	5	1	202	14
6th	Champaign	101	0	4	9	3	117	10
	DeWitt	6	8	0	0	0	14	8
	Douglas	2	3	11	4	1	21	5
	Macon	57	0	60	0	0	117	6
	Moultrie	4	0	3	1	0	8	0
	Piatt	8	0	0	1	0	9	0
6th Circuit Total		178	11	78	15	4	286	29

**Active Juvenile Caseload
(As of December 31, 2018)**

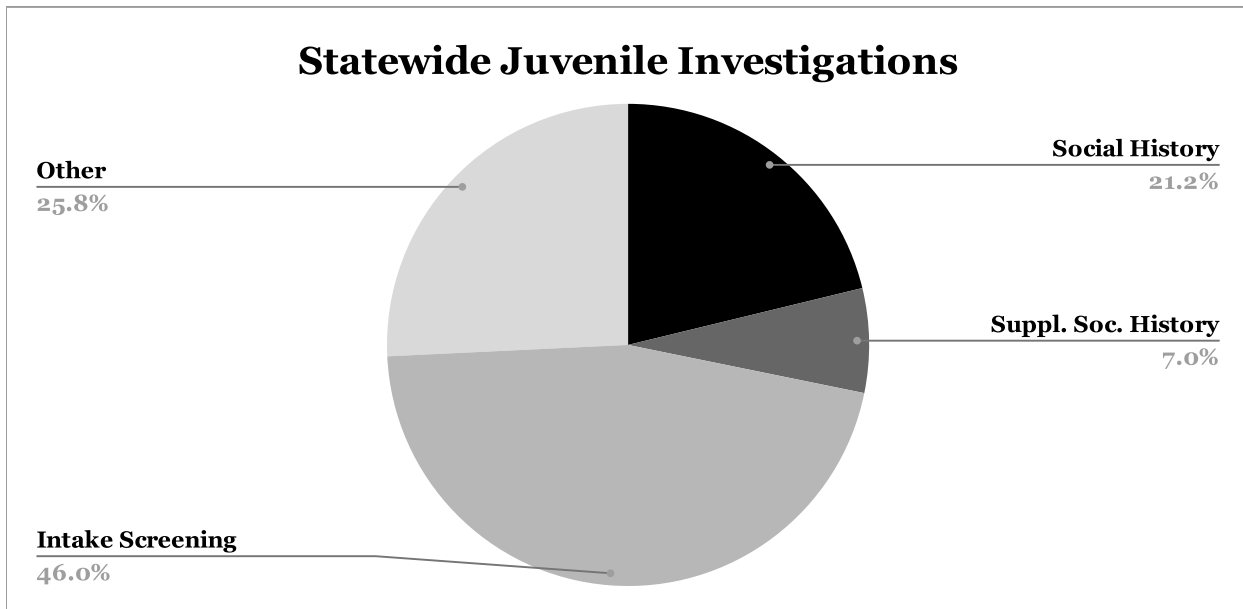
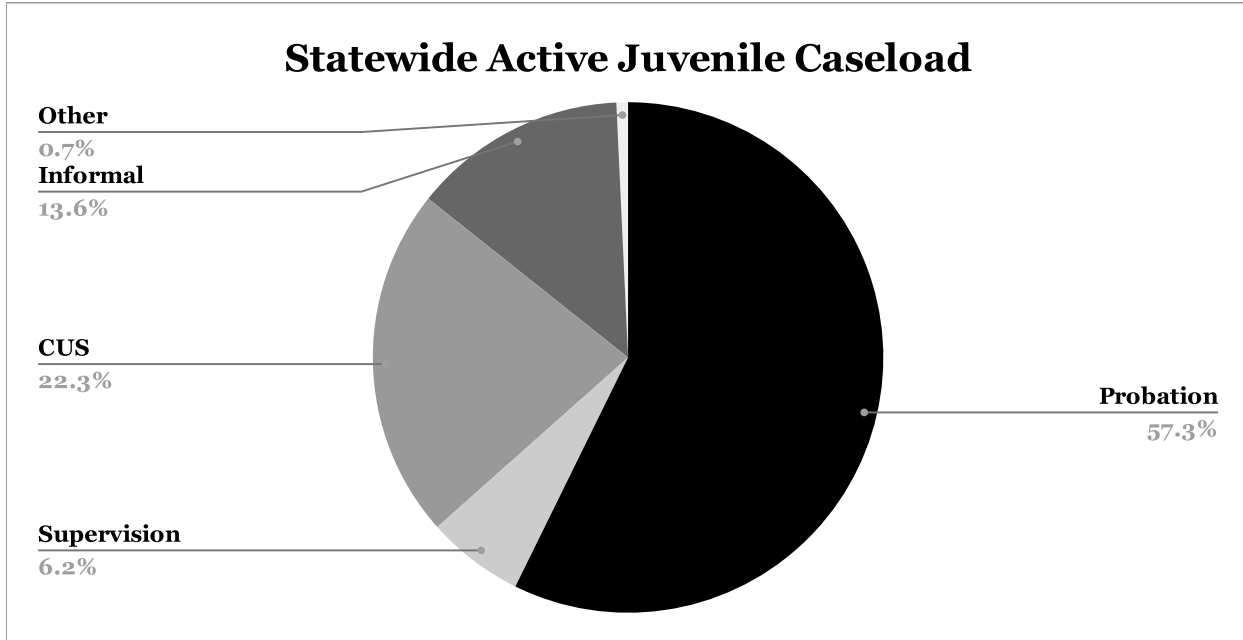
Circuit County	Probation	Supervision	CUS	Informal	Other	Total	Admin.
7th Greene	2	4	0	0	0	6	1
Jersey	13	0	20	0	0	33	6
Macoupin	13	2	12	0	0	27	7
Morgan	23	1	0	29	0	53	3
Sangamon	183	77	19	0	0	279	7
Scott	1	1	0	0	0	2	0
7th Circuit Total	235	85	51	29	0	400	24
8th Adams	36	0	5	3	0	44	16
Brown	2	1	0	0	0	3	0
Calhoun	0	1	0	0	0	1	0
Cass	5	1	1	0	0	7	0
Mason	17	0	7	0	0	24	0
Menard	4	0	0	0	0	4	3
Pike	9	1	6	0	0	16	3
Schuyler	2	0	0	0	0	2	0
8th Circuit Total	75	4	19	3	0	101	22
9th Fulton	12	0	17	6	0	35	1
Hancock	6	0	6	2	0	14	6
Henderson	6	0	2	1	0	9	1
Knox	13	0	28	10	0	51	2
McDonough	17	0	8	2	0	27	9
Warren	6	0	11	4	0	21	0
9th Circuit Total	60	0	72	25	0	157	19
10th Marshall	2	0	0	1	0	3	0
Peoria	321	0	34	4	5	364	0
Putnam	4	1	0	1	0	6	1
Stark	2	1	0	0	0	3	0
Tazewell	74	0	45	23	0	142	10
10th Circuit Total	403	2	79	29	5	518	11
11th Ford	6	0	11	0	0	17	9
Livingston	29	0	3	9	0	41	0
Logan	26	1	9	0	0	36	3
McLean	89	0	12	15	0	116	1
Woodford	37	0	8	0	0	45	0
11th Circuit Total	187	1	43	24	0	255	13
12th Will	181	0	156	32	0	369	22
13th Bureau	25	1	10	1	0	37	0
Grundy	34	5	1	0	0	40	4
LaSalle	-18	0	40	191	1	214	42
13th Circuit Total	41	6	51	192	1	291	46
14th Henry	19	0	1	29	0	49	77
Mercer	7	0	0	2	0	9	0
Rock Island	61	0	37	63	5	166	29
Whiteside	26	3	0	15	0	44	6
14th Circuit Total	113	3	38	109	5	268	112

**Active Juvenile Caseload
(As of December 31, 2018)**

Circuit County	Probation Supervision	CUS	Informal	Other	Total	Admin.	
15th Carroll	8	4	1	5	0	18	0
Jo Daviess	5	1	0	0	0	6	0
Lee	7	0	3	3	6	19	1
Ogle	23	6	0	0	0	29	1
Stephenson	61	0	12	5	0	78	4
15th Circuit Total	104	11	16	13	6	150	6
16th Kane	196	0	76	61	0	333	0
17th Boone	45	0	14	15	2	76	34
Winnebago	383	0	67	19	3	472	25
17th Circuit Total	428	0	81	34	5	548	59
18th DuPage	144	8	144	52	0	348	30
19th Lake	121	0	121	13	0	255	17
20th Monroe	4	0	1	0	0	5	5
Perry	10	0	8	0	0	18	4
Randolph	7	0	3	0	0	10	3
St. Clair	2	53	0	0	0	55	45
Washington	8	0	3	0	0	11	8
20th Circuit Total	31	53	15	0	0	99	65
21st Iroquois	32	1	1	13	0	47	5
Kankakee	122	0	38	7	0	167	0
21st Circuit Total	154	1	39	20	0	214	5
22nd McHenry	45	0	70	30	0	145	13
23rd DeKalb	39	0	28	0	17	84	24
Kendall	61	2	68	16	0	147	21
23rd Circuit Total	100	2	96	16	17	231	45
Cook Juvenile	1,191	274	170	315	0	1,950	25
Statewide Total	4,604	495	1,789	1,091	59	8,038	709

**Active Juvenile IPS Caseload
(As of December 31, 2018)**

Circuit	County	Intake	Level I	Level II	Level III	Total
11th	McLean	0	8	2	0	10
12th	Will	0	1	6	2	9
Cook	Juvenile	28	84	15	18	145
Total IPS Cases		28	93	23	20	164



**Juvenile Investigations Report
(Calendar Year 2018)**

Circuit	County	Social History	Adoption	Contested Custody	Supplemental Social Hist.	Intake Screening	Other	Total
1st	Alexander	2	0	0	0	0	0	2
	Jackson	15	0	0	0	7	0	22
	Johnson	1	0	0	0	0	0	1
	Massac	1	0	0	0	0	0	1
	Pope	0	0	0	0	0	0	0
	Pulaski	0	0	0	0	0	0	0
	Saline	4	0	0	0	22	0	26
	Union	1	0	0	0	0	0	1
	Williamson	6	0	0	2	137	0	145
1st Circuit Total		30	0	0	2	166	0	198
2nd	Crawford	3	0	0	0	0	0	3
	Edwards	3	0	0	0	0	0	3
	Franklin	2	0	0	0	0	0	2
	Gallatin	0	0	0	0	0	0	0
	Hamilton	2	0	0	0	0	0	2
	Hardin	1	0	0	0	0	0	1
	Jefferson	2	0	0	0	0	0	2
	Lawrence	4	0	0	0	0	0	4
	Richland	0	0	0	0	0	0	0
	Wabash	0	0	0	0	0	0	0
	Wayne	6	0	0	0	0	0	6
	White	0	0	0	0	0	0	0
	2nd Circuit Total		23	0	0	0	0	0
3rd	Bond	2	0	0	1	0	9	12
	Madison	4	0	0	0	102	0	106
3rd Circuit Total		6	0	0	1	102	9	118
4th	Christian	2	0	0	0	0	3	5
	Clay	1	0	0	0	0	0	1
	Clinton	4	0	0	0	0	9	13
	Effingham	5	0	0	1	0	0	6
	Fayette	2	0	0	0	0	0	2
	Jasper	0	0	0	0	0	0	0
	Marion	11	0	0	0	0	0	11
	Montgomery	0	0	0	0	0	0	0
	Shelby	9	0	0	0	0	0	9
4th Circuit Total		34	0	0	1	0	12	47
5th	Clark	5	0	0	0	0	0	5
	Coles	0	0	0	0	0	0	0
	Cumberland	0	0	0	0	0	0	0
	Edgar	5	0	0	0	0	0	5
	Vermilion	50	0	0	0	0	0	50
5th Circuit Total		60	0	0	0	0	0	60
6th	Champaign	119	0	0	17	0	98	234
	DeWitt	15	0	0	0	0	0	15
	Douglas	0	0	0	0	0	0	0
	Macon	19	0	0	0	0	4	23
	Moultrie	0	0	0	0	0	0	0
	Piatt	0	0	0	1	0	0	1
6th Circuit Total		153	0	0	18	0	102	273

**Juvenile Investigations Report
(Calendar Year 2018)**

Circuit	County	Social History	Adoption	Contested Custody	Supplemental Social Hist.	Intake Screening	Other	Total
7th	Greene	0	0	0	0	1	2	3
	Jersey	15	0	0	0	59	3	77
	Macoupin	4	0	0	0	0	0	4
	Morgan	11	0	0	2	187	7	207
	Sangamon	77	0	0	0	628	885	1,590
	Scott	0	0	0	0	0	0	0
7th Circuit Total		107	0	0	2	875	897	1,881
8th	Adams	41	0	0	24	1	2	68
	Brown	0	0	0	0	0	0	0
	Calhoun	0	0	0	0	0	0	0
	Cass	1	0	0	0	0	0	1
	Mason	2	0	0	0	0	7	9
	Menard	0	0	0	0	0	0	0
	Pike	2	0	0	0	0	0	2
	Schuyler	1	0	0	0	0	0	1
8th Circuit Total		47	0	0	24	1	9	81
9th	Fulton	3	0	0	1	38	18	60
	Hancock	1	0	0	0	28	13	42
	Henderson	3	0	0	0	6	11	20
	Knox	5	0	0	1	29	68	103
	McDonough	2	0	0	0	46	24	72
	Warren	0	0	0	0	20	15	35
9th Circuit Total		14	0	0	2	167	149	332
10th	Marshall	0	0	0	0	0	0	0
	Peoria	130	0	0	63	0	60	253
	Putnam	0	0	0	0	0	0	0
	Stark	1	0	0	0	0	0	1
	Tazewell	16	0	0	0	96	116	228
10th Circuit Total		147	0	0	63	96	176	482
11th	Ford	1	0	0	0	0	0	1
	Livingston	9	0	0	0	268	0	277
	Logan	5	0	0	0	0	0	5
	McLean	83	0	0	63	2,028	29	2,203
	Woodford	14	0	0	0	0	0	14
11th Circuit Total		112	0	0	63	2,296	29	2,500
12th	Will	19	0	0	5	364	1	389
13th	Bureau	0	1	0	0	34	0	35
	Grundy	1	0	0	0	16	0	17
	LaSalle	5	0	0	1	72	0	78
13th Circuit Total		6	1	0	1	122	0	130

**Juvenile Investigations Report
(Calendar Year 2018)**

Circuit	County	Social History	Adoption	Contested Custody	Supplemental Social Hist.	Intake Screening	Other	Total
14th	Henry	2	0	0	0	89	18	109
	Mercer	2	0	0	0	0	3	5
	Rock Island	78	0	0	39	144	333	594
	Whiteside	4	0	0	0	20	29	53
14th Circuit Total		86	0	0	39	253	383	761
15th	Carroll	3	0	0	0	0	0	3
	Jo Daviess	2	0	0	0	0	1	3
	Lee	0	0	0	0	26	70	96
	Ogle	1	0	0	0	42	10	53
	Stephenson	9	0	0	0	0	6	15
15th Circuit Total		15	0	0	0	68	87	170
16th	Kane	170	0	0	212	120	269	771
17th	Boone	5	0	0	0	70	0	75
	Winnebago	103	0	0	128	511	0	742
17th Circuit Total		108	0	0	128	581	0	817
18th	DuPage	182	0	0	0	0	178	360
19th	Lake	238	2	0	52	71	339	702
20th	Monroe	0	0	0	0	0	0	0
	Perry	5	0	0	3	0	0	8
	Randolph	11	0	0	0	0	0	11
	St. Clair	5	0	0	1	0	0	6
	Washington	2	0	0	0	0	0	2
20th Circuit Total		23	0	0	4	0	0	27
21st	Iroquois	0	0	0	0	23	30	53
	Kankakee	17	0	0	2	118	183	320
21st Circuit Total		17	0	0	2	141	213	373
22nd	McHenry	103	0	0	6	81	49	239
23rd	DeKalb	23	0	0	0	0	69	92
	Kendall	61	0	0	3	84	155	303
23rd Circuit Total		84	0	0	3	84	224	395
Cook	Juvenile	790	0	0	221	0	0	1,011
Statewide Total		2,574	3	0	849	5,588	3,126	12,140

**Juvenile Risk Classification
(As of December 31, 2018)**

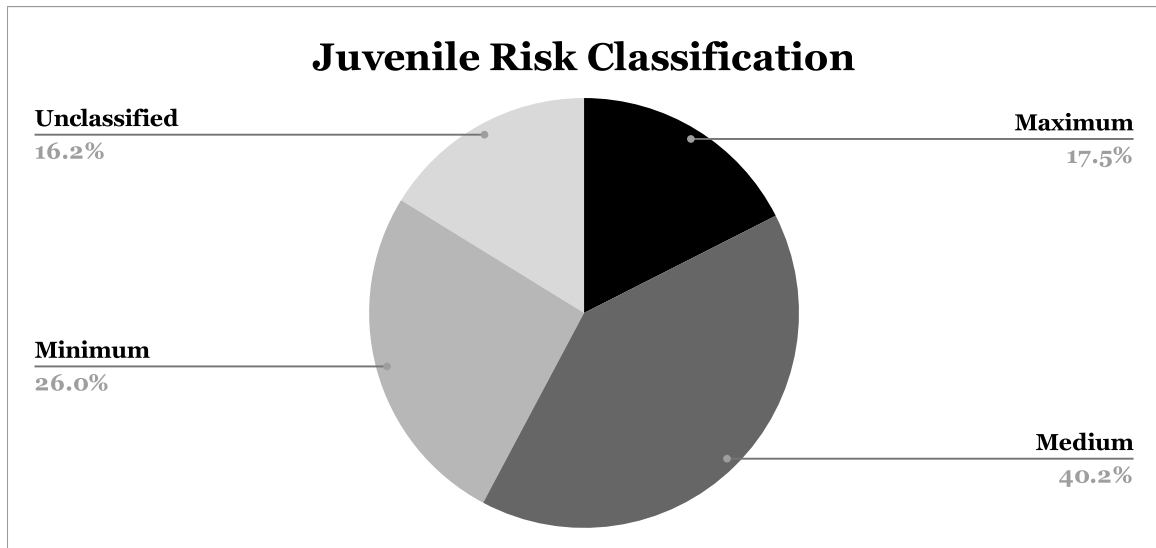
Circuit	County	Maximum	Medium	Minimum	Unclassified	Total
1st	Alexander	1	2	4	0	7
	Jackson	8	12	13	16	49
	Johnson	0	8	0	8	16
	Massac	0	9	5	8	22
	Pope	0	3	0	3	6
	Pulaski	0	0	0	3	3
	Saline	1	22	0	2	25
	Union	1	6	5	1	13
	Williamson	3	11	25	5	44
1st Circuit Total		14	73	52	46	185
2nd	Crawford	7	1	3	0	11
	Edwards	0	10	4	4	18
	Franklin	3	21	31	5	60
	Gallatin	0	4	2	0	6
	Hamilton	2	4	2	1	9
	Hardin	0	1	0	0	1
	Jefferson	11	3	3	15	32
	Lawrence	3	5	5	0	13
	Richland	8	8	4	4	24
	Wabash	0	13	1	0	14
	Wayne	0	0	1	16	17
	White	0	8	0	0	8
	2nd Circuit Total		34	78	56	45
3rd	Bond	0	2	8	5	15
	Madison	30	101	53	24	208
3rd Circuit Total		30	103	61	29	223
4th	Christian	9	15	17	0	41
	Clay	6	6	6	9	27
	Clinton	6	13	5	6	30
	Effingham	2	10	15	11	38
	Fayette	3	13	6	22	44
	Jasper	0	0	0	4	4
	Marion	16	12	8	32	68
	Montgomery	0	5	12	4	21
	Shelby	7	9	7	1	24
4th Circuit Total		49	83	76	89	297
5th	Clark	1	0	1	12	14
	Coles	11	16	8	13	48
	Cumberland	0	1	0	2	3
	Edgar	0	0	17	1	18
	Vermilion	13	46	50	10	119
5th Circuit Total		25	63	76	38	202
6th	Champaign	31	70	16	0	117
	DeWitt	7	0	0	7	14
	Douglas	1	6	12	2	21
	Macon	36	45	36	0	117
	Moultrie	1	2	2	3	8
	Piatt	0	5	1	3	9
	6th Circuit Total		76	128	67	15

**Juvenile Risk Classification
(As of December 31, 2018)**

Circuit	County	Maximum	Medium	Minimum	Unclassified	Total
7th	Greene	0	2	0	4	6
	Jersey	3	11	6	13	33
	Macoupin	1	5	14	7	27
	Morgan	13	28	9	3	53
	Sangamon	61	120	38	60	279
	Scott	0	0	1	1	2
7th Circuit Total		78	166	68	88	400
8th	Adams	7	10	5	22	44
	Brown	1	0	0	2	3
	Calhoun	0	0	0	1	1
	Cass	1	0	1	5	7
	Mason	1	5	14	4	24
	Menard	0	0	1	3	4
	Pike	0	2	7	7	16
	Schuyler	0	1	0	1	2
8th Circuit Total		10	18	28	45	101
9th	Fulton	4	6	24	1	35
	Hancock	4	3	6	1	14
	Henderson	1	5	3	0	9
	Knox	3	12	25	11	51
	McDonough	4	18	4	1	27
	Warren	0	6	13	2	21
9th Circuit Total		16	50	75	16	157
10th	Marshall	1	1	0	1	3
	Peoria	72	156	110	26	364
	Putnam	0	3	3	0	6
	Stark	0	1	2	0	3
	Tazewell	20	59	54	9	142
10th Circuit Total		93	220	169	36	518
11th	Ford	1	7	4	5	17
	Livingston	4	15	5	17	41
	Logan	2	14	15	5	36
	McLean	24	48	44	0	116
	Woodford	1	13	16	15	45
11th Circuit Total		32	97	84	42	255
12th	Will	76	145	148	0	369
13th	Bureau	5	12	10	10	37
	Grundy	5	21	4	10	40
	LaSalle	17	89	37	71	214
13th Circuit Total		27	122	51	91	291

**Juvenile Risk Classification
(As of December 31, 2018)**

Circuit	County	Maximum	Medium	Minimum	Unclassified	Total
14th	Henry	9	19	10	11	49
	Mercer	0	2	7	0	9
	Rock Island	38	87	28	13	166
	Whiteside	0	17	27	0	44
14th Circuit Total		47	125	72	24	268
15th	Carroll	1	4	2	11	18
	Jo Daviess	2	2	1	1	6
	Lee	7	11	1	0	19
	Ogle	2	17	8	2	29
	Stephenson	12	44	11	11	78
15th Circuit Total		24	78	23	25	150
16th	Kane	123	109	85	16	333
17th	Boone	9	25	41	1	76
	Winnebago	51	257	109	55	472
17th Circuit Total		60	282	150	56	548
18th	DuPage	88	154	53	53	348
19th	Lake	33	154	59	9	255
20th	Monroe	0	1	0	4	5
	Perry	0	0	0	18	18
	Randolph	1	5	1	3	10
	St. Clair	3	28	22	2	55
	Washington	0	0	0	11	11
20th Circuit Total		4	34	23	38	99
21st	Iroquois	8	21	5	13	47
	Kankakee	40	96	31	0	167
21st Circuit Total		48	117	36	13	214
22nd	McHenry	20	54	61	10	145
23rd	DeKalb	14	27	32	11	84
	Kendall	13	83	35	16	147
23rd Circuit Total		27	110	67	27	231
Cook	Juvenile	375	672	451	452	1,950
Statewide Total		1,409	3,235	2,091	1,303	8,038



**Juvenile Petitions Continued Under Supervision/Adjudications
(Calendar Year 2018)**

Circuit	County	Continued Under Supervision		Adjudication		Total
		Delinquency	Truancy	Delinquency	Truancy	
1st	Alexander	0	0	10	0	10
	Jackson	0	0	48	0	48
	Johnson	6	0	9	0	15
	Massac	1	0	16	0	17
	Pope	4	0	1	0	5
	Pulaski	0	0	1	0	1
	Saline	4	0	21	0	25
	Union	1	0	4	0	5
	Williamson	7	0	13	0	20
1st Circuit Total		23	0	123	0	146
2nd	Crawford	0	0	0	0	0
	Edwards	0	0	15	0	15
	Franklin	0	0	0	0	0
	Gallatin	3	0	2	0	5
	Hamilton	1	0	0	0	1
	Hardin	1	0	0	0	1
	Jefferson	2	0	16	0	18
	Lawrence	4	0	2	0	6
	Richland	0	0	10	0	10
	Wabash	12	0	11	0	23
	Wayne	1	0	9	0	10
	White	31	0	24	0	55
	2nd Circuit Total		55	0	89	0
3rd	Bond	2	0	11	0	13
	Madison	138	0	41	0	179
3rd Circuit Total		140	0	52	0	192
4th	Christian	13	0	18	0	31
	Clay	3	0	1	0	4
	Clinton	19	0	14	0	33
	Effingham	11	0	12	0	23
	Fayette	15	0	9	0	24
	Jasper	3	0	4	0	7
	Marion	18	0	69	0	87
	Montgomery	5	0	8	0	13
	Shelby	6	0	16	0	22
4th Circuit Total		93	0	151	0	244
5th	Clark	0	0	9	0	9
	Coles	0	0	15	0	15
	Cumberland	0	0	10	0	10
	Edgar	0	0	25	0	25
	Vermilion	0	0	102	0	102
5th Circuit Total		0	0	161	0	161

**Juvenile Petitions Continued Under Supervision/Adjudications
(Calendar Year 2018)**

Circuit	County	Continued Under Supervision		Adjudication		Total
		Delinquency	Truancy	Delinquency	Truancy	
6th	Champaign	1	0	73	0	74
	DeWitt	1	0	16	0	17
	Douglas	19	0	2	0	21
	Macon	74	0	64	0	138
	Moultrie	0	0	9	0	9
	Piatt	0	0	7	0	7
6th Circuit Total		95	0	171	0	266
7th	Greene	2	0	24	0	26
	Jersey	30	0	12	0	42
	Macoupin	0	0	11	0	11
	Morgan	0	0	13	0	13
	Sangamon	18	0	116	0	134
	Scott	0	0	0	0	0
7th Circuit Total		50	0	176	0	226
8th	Adams	8	0	35	0	43
	Brown	0	0	0	0	0
	Calhoun	0	0	1	0	1
	Cass	0	0	0	0	0
	Mason	3	0	18	0	21
	Menard	0	0	6	0	6
	Pike	8	0	8	0	16
	Schuyler	0	0	2	0	2
8th Circuit Total		19	0	70	0	89
9th	Fulton	13	0	12	0	25
	Hancock	7	0	5	0	12
	Henderson	1	0	5	0	6
	Knox	35	0	26	0	61
	McDonough	12	0	17	0	29
	Warren	14	0	5	0	19
9th Circuit Total		82	0	70	0	152
10th	Marshall	1	0	0	0	1
	Peoria	17	0	182	0	199
	Putnam	2	0	5	0	7
	Stark	0	0	7	0	7
	Tazewell	58	0	62	0	120
10th Circuit Total		78	0	256	0	334
11th	Ford	4	0	10	0	14
	Livingston	0	0	21	0	21
	Logan	8	0	23	0	31
	McLean	8	0	90	0	98
	Woodford	2	0	12	0	14
11th Circuit Total		22	0	156	0	178

**Juvenile Petitions Continued Under Supervision/Adjudications
(Calendar Year 2018)**

Circuit	County	Continued Under Supervision		Adjudication		Total
		Delinquency	Truancy	Delinquency	Truancy	
12th	Will	55	0	187	0	242
13th	Bureau	4	0	12	0	16
	Grundy	2	0	19	0	21
	LaSalle	36	0	0	0	36
13th Circuit Total		42	0	31	0	73
14th	Henry	0	0	21	0	21
	Mercer	0	0	7	0	7
	Rock Island	43	0	113	0	156
	Whiteside	0	0	35	2	37
14th Circuit Total		43	0	176	2	221
15th	Carroll	4	0	7	0	11
	Jo Daviess	0	0	4	0	4
	Lee	0	0	2	0	2
	Ogle	10	0	22	0	32
	Stephenson	13	0	77	0	90
15th Circuit Total		27	0	112	0	139
16th	Kane	50	0	69	0	119
17th	Boone	12	0	66	0	78
	Winnebago	44	0	138	0	182
17th Circuit Total		56	0	204	0	260
18th	DuPage	117	0	105	0	222
19th	Lake	0	0	318	0	318
20th	Monroe	1	0	1	0	2
	Perry	8	0	5	2	15
	Randolph	4	0	9	0	13
	St. Clair	50	0	63	0	113
	Washington	8	0	12	0	20
20th Circuit Total		71	0	90	2	163
21st	Iroquois	1	0	27	0	28
	Kankakee	35	0	88	0	123
21st Circuit Total		36	0	115	0	151
22nd	McHenry	24	0	21	0	45
23rd	DeKalb	30	0	59	0	89
	Kendall	65	6	123	3	197
23rd Circuit Total		95	6	182	3	286
Cook	Juvenile	Data Not Available				
Statewide Total		1,273	6	3,085	7	4,371

**Juvenile Programs Ordered
(Calendar Year 2018)**

Circuit	County	Alcohol	Drug	Alcohol & Drug	Youth Services	Mental Health	Alternative Ed.	TASC	UDIS	JTPA	Other	Total
1st	Alexander	0	0	0	0	0	0	0	0	0	0	0
	Jackson	0	1	0	3	0	0	0	0	1	68	73
	Johnson	0	0	0	0	0	0	0	0	0	8	8
	Massac	0	3	1	0	1	0	0	0	0	29	34
	Pope	0	0	0	0	0	0	0	0	0	0	0
	Pulaski	0	0	0	0	0	0	0	0	0	0	0
	Saline	0	0	0	0	0	0	0	0	0	0	0
	Union	0	0	0	0	0	0	0	1	0	24	25
	Williamson	1	1	2	5	1	0	0	0	0	34	44
1st Circuit Total		1	5	3	8	2	0	0	1	1	163	184
2nd	Crawford	0	0	0	0	0	0	0	0	0	0	0
	Edwards	0	0	0	0	0	0	0	0	0	1	1
	Franklin	0	0	12	0	2	0	0	0	0	4	18
	Gallatin	0	2	0	0	2	0	0	0	0	0	4
	Hamilton	0	0	5	0	2	0	0	0	0	0	7
	Hardin	0	0	0	0	1	0	0	0	0	0	1
	Jefferson	0	0	0	0	0	0	0	0	0	0	0
	Lawrence	2	0	0	0	1	0	0	0	0	0	3
	Richland	0	0	0	0	0	0	0	0	0	0	0
	Wabash	0	0	1	0	2	0	0	0	0	0	3
	Wayne	0	0	0	0	1	0	0	0	0	12	13
	White	0	0	1	0	1	0	0	0	0	0	2
	2nd Circuit Total		2	2	19	0	12	0	0	0	0	17
3rd	Bond	0	0	0	0	0	0	0	0	0	2	2
	Madison	2	50	6	0	25	0	0	0	0	224	307
3rd Circuit Total		2	50	6	0	25	0	0	0	0	226	309
4th	Christian	0	0	0	0	2	0	0	0	0	84	86
	Clay	0	0	0	0	0	0	7	1	0	26	34
	Clinton	0	0	6	0	11	0	0	0	0	27	44
	Effingham	0	0	1	0	3	0	0	0	0	53	57
	Fayette	0	0	12	0	11	0	0	0	0	24	47
	Jasper	0	0	0	0	0	0	0	0	0	0	0
	Marion	3	3	28	17	75	7	0	0	1	181	315
	Montgomery	0	0	0	0	2	0	0	0	0	31	33
	Shelby	0	1	1	0	1	0	0	0	0	0	3
4th Circuit Total		3	4	48	17	105	7	7	1	1	426	619
5th	Clark	0	0	3	0	3	0	0	0	0	0	6
	Coles	0	0	3	0	6	0	0	0	0	6	15
	Cumberland	0	0	0	0	1	0	0	0	0	0	1
	Edgar	0	0	0	0	0	0	0	0	0	0	0
	Vermilion	0	0	0	0	0	0	0	0	0	0	0
5th Circuit Total		0	0	6	0	10	0	0	0	0	6	22
6th	Champaign	0	0	9	0	1	0	0	0	0	4	14
	DeWitt	0	0	3	0	1	0	0	0	0	1	5
	Douglas	0	0	5	0	12	0	0	0	0	16	33
	Macon	0	4	0	6	71	0	0	0	0	284	365
	Moultrie	0	0	0	0	3	0	0	0	0	1	4
	Piatt	0	0	1	0	1	0	0	0	0	3	5
6th Circuit Total		0	4	18	6	89	0	0	0	0	309	426

**Juvenile Programs Ordered
(Calendar Year 2018)**

Circuit County	Alcohol	Drug	Alcohol & Drug	Youth Services	Mental Health	Alternative Ed.	TASC	UDIS	JTPA	Other	Total
7th Greene	0	1	0	0	0	0	0	0	0	1	2
Jersey	1	6	1	0	10	1	0	0	0	8	27
Macoupin	8	1	0	0	2	0	0	0	0	8	19
Morgan	2	2	18	0	18	0	0	0	0	0	40
Sangamon	0	2	6	0	2	1	0	0	0	12	23
Scott	0	0	0	0	0	0	0	0	0	0	0
7th Circuit Total	11	12	25	0	32	2	0	0	0	29	111
8th Adams	2	4	27	0	43	0	0	0	0	40	116
Brown	0	0	0	0	0	0	0	0	0	0	0
Calhoun	0	0	0	0	1	1	0	0	0	0	2
Cass	0	0	0	0	0	0	0	0	0	0	0
Mason	0	1	0	2	0	0	0	0	0	2	5
Menard	0	0	1	0	1	0	0	0	0	4	6
Pike	0	0	1	0	4	7	0	0	0	0	12
Schuyler	1	0	0	0	1	0	0	0	0	0	2
8th Circuit Total	3	5	29	2	50	8	0	0	0	46	143
9th Fulton	0	0	18	0	12	0	0	0	0	31	61
Hancock	0	0	5	0	7	0	0	0	0	14	26
Henderson	0	0	4	0	0	0	0	0	0	11	15
Knox	0	0	15	0	13	0	0	0	0	78	106
McDonough	0	0	4	0	9	0	0	0	0	41	54
Warren	0	0	7	0	4	0	0	0	0	35	46
9th Circuit Total	0	0	53	0	45	0	0	0	0	210	308
10th Marshall	0	0	1	0	0	0	0	0	0	0	1
Peoria	0	0	33	120	23	0	0	0	4	2	182
Putnam	0	0	0	0	0	0	0	0	0	0	0
Stark	0	0	0	0	1	2	0	0	0	0	3
Tazewell	0	0	27	0	13	0	0	0	0	45	85
10th Circuit Total	0	0	61	120	37	2	0	0	4	47	271
11th Ford	0	0	0	0	3	0	0	0	0	9	12
Livingston	0	0	10	0	8	0	0	0	0	12	30
Logan	0	0	1	0	14	0	0	0	0	10	25
McLean	0	0	29	6	24	27	0	0	0	13	99
Woodford	0	0	13	0	7	0	0	0	0	5	25
11th Circuit Total	0	0	53	6	56	27	0	0	0	49	191
12th Will	2	85	71	7	132	0	0	0	0	534	831

**Juvenile Programs Ordered
(Calendar Year 2018)**

Circuit	County	Alcohol	Drug	Alcohol & Drug	Youth Services	Mental Health	Alternative Ed.	TASC	UDIS	JTPA	Other	Total
13th	Bureau	0	0	8	0	17	0	0	0	0	3	28
	Grundy	0	1	6	0	9	0	0	0	0	140	156
	LaSalle	0	0	0	0	2	0	0	0	0	0	2
13th Circuit Total		0	1	14	0	28	0	0	0	0	143	186
14th	Henry	0	0	0	0	5	0	0	0	0	91	96
	Mercer	0	0	1	0	8	0	0	0	0	4	13
	Rock Island	0	0	98	11	79	0	0	0	0	246	434
	Whiteside	0	0	1	0	9	0	0	0	0	20	30
14th Circuit Total		0	0	100	11	101	0	0	0	0	361	573
15th	Carroll	0	4	0	0	3	0	0	0	0	6	13
	Jo Daviess	0	0	0	0	1	0	0	0	0	1	2
	Lee	0	0	3	0	1	0	0	0	0	3	7
	Ogle	0	0	0	0	1	2	0	0	0	34	37
	Stephenson	0	1	6	0	17	0	0	0	0	93	117
15th Circuit Total		0	5	9	0	23	2	0	0	0	137	176
16th	Kane	1	6	13	6	26	2	0	0	0	23	77
17th	Boone	0	6	43	0	37	0	0	0	0	0	86
	Winnebago	0	0	254	15	132	116	1	0	1	49	568
17th Circuit Total		0	6	297	15	169	116	1	0	1	49	654
18th	DuPage	0	0	0	0	0	0	0	0	0	0	0
19th	Lake	0	0	141	0	185	0	0	0	0	445	771
20th	Monroe	0	0	0	0	0	0	0	0	0	3	3
	Perry	0	0	0	0	2	0	0	0	0	17	19
	Randolph	0	0	4	4	3	0	0	0	0	12	23
	St. Clair	2	0	81	0	36	0	0	0	0	0	119
	Washington	0	0	0	0	2	0	0	0	0	13	15
20th Circuit Total		2	0	85	4	43	0	0	0	0	45	179
21st	Iroquois	0	1	1	1	3	1	0	0	0	2	9
	Kankakee	0	0	0	0	0	0	0	0	0	0	0
21st Circuit Total		0	1	1	1	3	1	0	0	0	2	9
22nd	McHenry	7	16	4	0	26	0	0	0	0	0	53
23rd	DeKalb	1	2	35	1	25	1	0	0	0	196	261
	Kendall	2	1	74	0	42	2	0	0	0	339	460
23rd Circuit Total		3	3	109	1	67	3	0	0	0	535	721
Cook	Juvenile	4	107	21	148	107	48	444	0	0	977	1,856
Statewide Total		41	312	1,186	352	1,373	218	452	2	7	4,779	8,722

**Juvenile Placements
(Calendar Year 2018)**

Circuit	County	Placed in Foster Home		Placed in Group Home		Placed in Treatment		Placed with Relative		Total
		In State	Out of State	In State	Out of State	In State	Out of State	In State	Out of State	
1st	Alexander	0	0	0	0	0	0	0	0	0
	Jackson	0	0	1	5	3	1	0	0	10
	Johnson	0	0	0	0	0	0	0	0	0
	Massac	0	0	0	0	0	0	0	0	0
	Pope	0	0	0	0	0	0	1	0	1
	Pulaski	0	0	0	0	0	0	0	0	0
	Saline	0	0	0	0	0	0	0	0	0
	Union	0	0	0	0	0	0	0	0	0
	Williamson	0	0	0	2	0	0	0	0	2
1st Circuit Total		0	0	1	7	3	1	1	0	13
2nd	Crawford	0	0	0	0	0	0	0	0	0
	Edwards	0	0	0	0	0	0	0	0	0
	Franklin	0	0	0	0	6	0	0	0	6
	Gallatin	0	0	0	0	0	0	0	0	0
	Hamilton	0	0	0	1	1	1	0	0	3
	Hardin	0	0	0	0	0	0	0	0	0
	Jefferson	0	0	0	0	0	0	0	0	0
	Lawrence	0	0	0	0	1	0	0	0	1
	Richland	0	0	0	0	4	0	1	0	5
	Wabash	0	0	1	0	1	0	0	0	2
	Wayne	0	0	0	0	0	0	0	0	0
	White	0	0	0	0	0	0	0	0	0
2nd Circuit Total		0	0	1	1	13	1	1	0	17
3rd	Bond	0	0	0	0	0	0	0	0	0
	Madison	6	0	3	0	3	0	1	0	13
3rd Circuit Total		6	0	3	0	3	0	1	0	13
4th	Christian	1	0	2	0	0	0	0	0	3
	Clay	0	0	0	0	0	0	0	0	0
	Clinton	0	0	1	0	0	0	0	0	1
	Effingham	0	0	0	0	0	0	0	0	0
	Fayette	0	0	0	0	1	0	0	0	1
	Jasper	0	0	0	0	0	0	0	0	0
	Marion	0	0	0	0	0	0	0	0	0
	Montgomery	0	0	0	0	0	0	0	0	0
	Shelby	0	0	0	0	0	0	0	0	0
4th Circuit Total		1	0	3	0	1	0	0	0	5
5th	Clark	0	0	0	0	1	0	0	0	1
	Coles	0	0	0	0	0	0	0	0	0
	Cumberland	0	0	0	0	0	0	0	0	0
	Edgar	0	0	0	0	0	0	0	0	0
	Vermilion	0	0	0	0	0	0	2	0	2
5th Circuit Total		0	0	0	0	1	0	2	0	3

**Juvenile Placements
(Calendar Year 2018)**

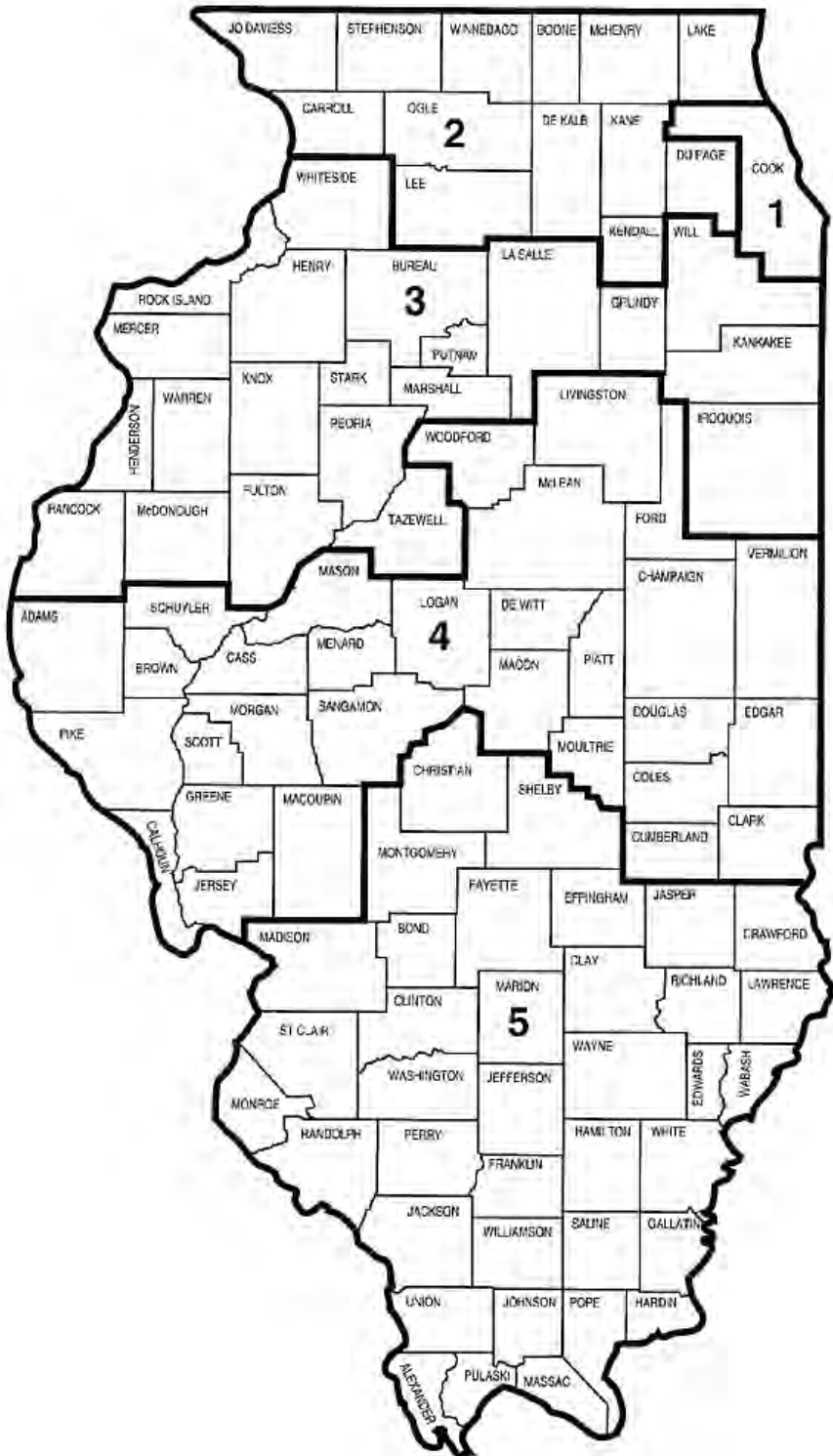
Circuit	County	Placed in Foster Home		Placed in Group Home		Placed in Treatment		Placed with Relative		Total
		In State	Out of State	In State	Out of State	In State	Out of State	In State	Out of State	
6th	Champaign	0	0	7	0	8	0	1	0	16
	DeWitt	0	0	0	0	0	0	0	0	0
	Douglas	0	0	0	0	0	0	0	0	0
	Macon	1	0	6	0	0	0	2	0	9
	Moultrie	0	0	0	0	0	0	0	0	0
	Piatt	0	0	0	0	0	0	0	0	0
6th Circuit Total		1	0	13	0	8	0	3	0	25
7th	Greene	0	0	0	0	0	0	0	0	0
	Jersey	0	0	1	0	0	0	1	0	2
	Macoupin	0	0	0	0	0	0	0	0	0
	Morgan	0	0	0	0	0	0	0	0	0
	Sangamon	4	0	0	0	0	0	1	0	5
	Scott	0	0	0	0	0	0	0	0	0
7th Circuit Total		4	0	1	0	0	0	2	0	7
8th	Adams	0	0	0	0	0	0	0	0	0
	Brown	0	0	0	0	0	0	0	0	0
	Calhoun	0	0	0	0	0	0	0	0	0
	Cass	0	0	0	0	0	0	0	0	0
	Mason	0	0	1	0	0	0	0	0	1
	Menard	0	0	0	0	0	0	0	0	0
	Pike	1	0	0	0	3	0	0	0	4
	Schuyler	0	0	0	0	0	0	0	0	0
8th Circuit Total		1	0	1	0	3	0	0	0	5
9th	Fulton	1	0	0	0	0	0	0	0	1
	Hancock	0	0	0	0	0	0	0	0	0
	Henderson	0	0	0	0	0	0	0	0	0
	Knox	0	0	0	0	0	0	0	0	0
	McDonough	0	0	0	0	3	0	0	0	3
	Warren	0	0	0	0	0	0	0	0	0
9th Circuit Total		1	0	0	0	3	0	0	0	4
10th	Marshall	0	0	0	0	0	0	1	0	1
	Peoria	0	0	0	0	5	0	0	0	5
	Putnam	0	0	0	0	0	0	0	0	0
	Stark	0	0	0	0	0	0	0	0	0
	Tazewell	0	0	0	0	3	0	0	0	3
10th Circuit Total		0	0	0	0	8	0	1	0	9
11th	Ford	0	0	0	0	0	0	0	0	0
	Livingston	0	0	0	0	1	0	0	0	1
	Logan	0	0	0	0	0	0	0	0	0
	McLean	0	0	0	0	19	0	0	0	19
	Woodford	0	0	0	0	0	0	0	0	0
11th Circuit Total		0	0	0	0	20	0	0	0	20

**Juvenile Placements
(Calendar Year 2018)**

Circuit	County	Placed in Foster Home		Placed in Group Home		Placed in Treatment		Placed with Relative		Total
		In State	Out of State	In State	Out of State	In State	Out of State	In State	Out of State	
12th	Will	4	0	3	0	4	1	18	3	33
13th	Bureau	0	0	0	0	1	0	0	0	1
	Grundy	0	0	0	0	2	0	0	0	2
	LaSalle	0	0	0	0	11	0	0	0	11
13th Circuit Total		0	0	0	0	14	0	0	0	14
14th	Henry	0	0	0	0	1	0	0	0	1
	Mercer	0	0	0	0	0	0	0	0	0
	Rock Island	2	0	2	0	12	2	0	0	18
	Whiteside	0	0	0	0	0	0	0	0	0
14th Circuit Total		2	0	2	0	13	2	0	0	19
15th	Carroll	0	0	0	0	1	0	1	0	2
	Jo Daviess	0	0	0	0	0	0	0	0	0
	Lee	0	0	0	0	1	0	0	0	1
	Ogle	2	0	1	0	2	0	1	0	6
	Stephenson	0	0	0	0	0	1	0	0	1
15th Circuit Total		2	0	1	0	4	1	2	0	10
16th	Kane	0	0	0	0	0	0	0	0	0
17th	Boone	0	0	0	0	7	0	0	0	7
	Winnebago	3	0	13	0	41	1	9	0	67
17th Circuit Total		3	0	13	0	48	1	9	0	74
18th	DuPage	0	0	0	0	0	0	0	0	0
19th	Lake	8	0	11	0	69	1	3	1	93
20th	Monroe	0	0	0	0	0	0	0	0	0
	Perry	0	0	0	0	0	0	0	0	0
	Randolph	0	0	0	0	0	0	0	1	1
	St. Clair	0	0	0	0	0	0	0	0	0
	Washington	0	0	1	0	0	0	0	0	1
20th Circuit Total		0	0	1	0	0	0	0	1	2
21st	Iroquois	0	0	0	0	0	0	0	0	0
	Kankakee	0	0	1	0	2	0	0	0	3
21st Circuit Total		0	0	1	0	2	0	0	0	3
22nd	McHenry	0	0	1	0	2	0	0	0	3
23rd	DeKalb	0	0	0	0	0	0	0	0	0
	Kendall	0	0	0	0	1	0	0	0	1
23rd Circuit Total		0	0	0	0	1	0	0	0	1
Cook	Juvenile	17	2	10	1	107	19	0	8	164
Statewide Total		50	2	66	9	327	27	43	13	537

**APPELLATE COURT
OF ILLINOIS**

**MAP OF APPELLATE AND SUPREME COURT
JUDICIAL DISTRICTS
AND
DIRECTORY OF APPELLATE CLERKS**



**Appellate Court
Directory**

First District
160 North LaSalle Street
Room S 1400
Chicago (60601)
(312) 793-5484
Thomas D. Palella, Clerk

Second District
55 Symphony Way
Elgin (60120)
(847) 695-3750
Robert J. Mangan, Clerk

Third District
1004 Columbus Street
Ottawa (61350)
(815) 434-5050
Richard J. Trumbo, Clerk

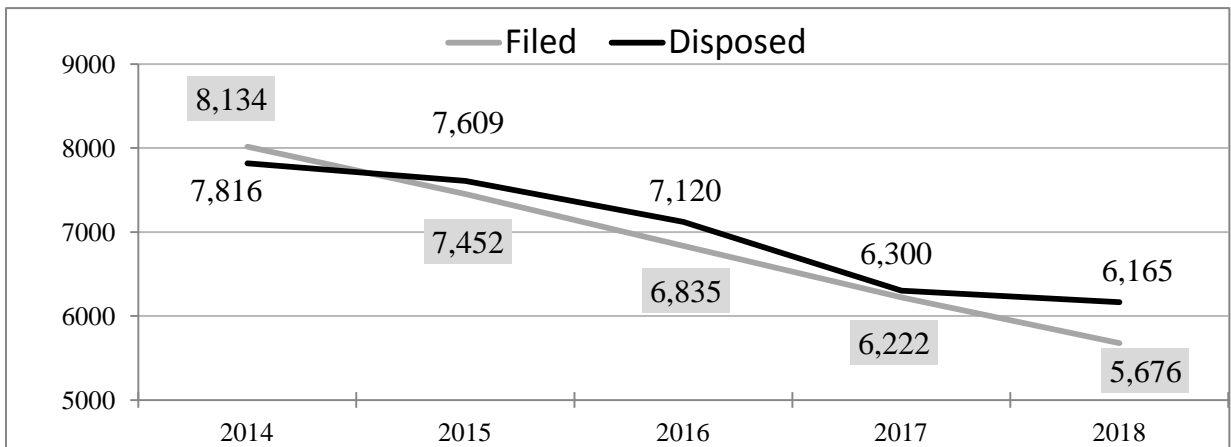
Fourth District
Waterways Building
201 W. Monroe Street
Springfield (62794)
(217) 782-2586
Carla Bender, Clerk

Fifth District
14th & Main Streets
Mt. Vernon (62864)
(618) 242-3120
John J. Flood, Clerk

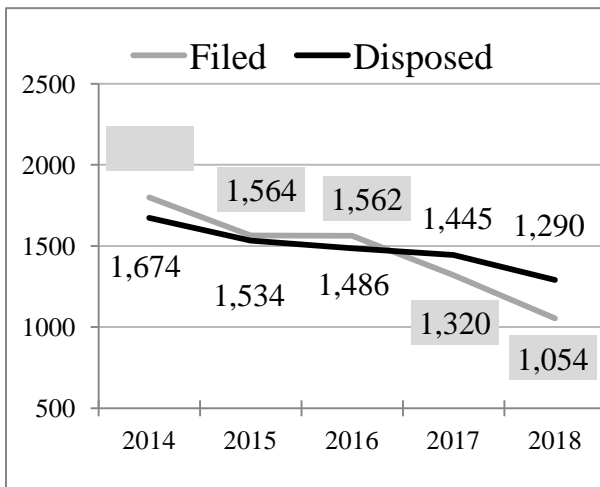
**GRAPHICAL PRESENTATION
OF
FIVE-YEAR TRENDS
--
TOTAL CASELOAD AND CASELOAD
BY
DISTRICT
-
APPELLATE COURT OF ILLINOIS**

APPELLATE COURT OF ILLINOIS FIVE-YEAR TRENDS

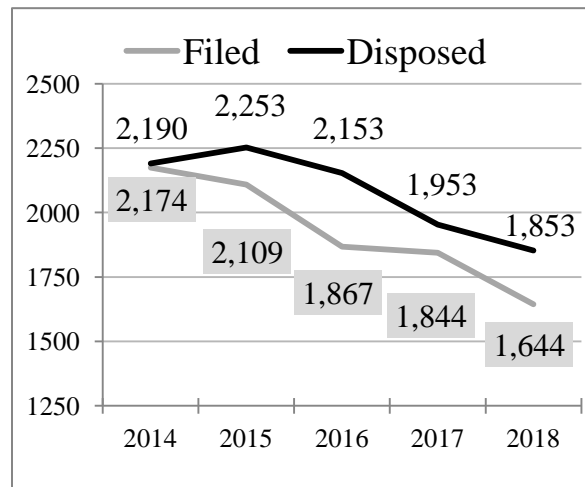
Total Caseload*



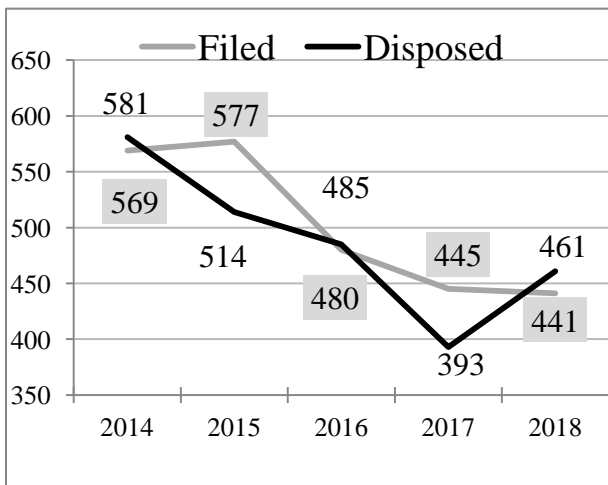
First District – Criminal Cases



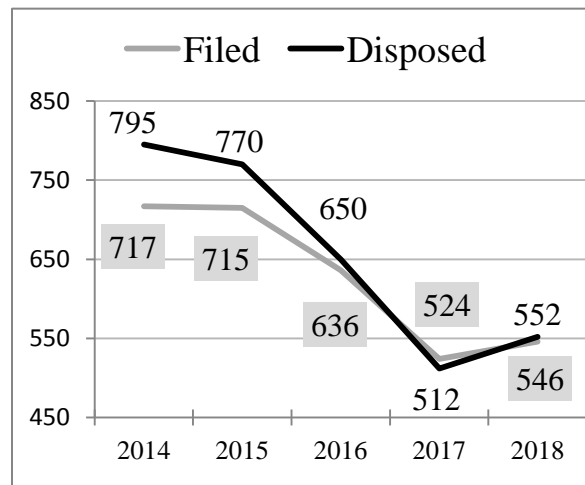
First District – Civil Cases*



Second District – Criminal Cases

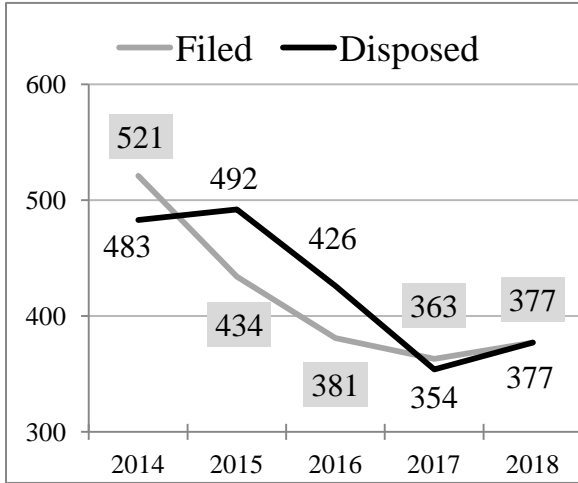


Second District – Civil Cases*

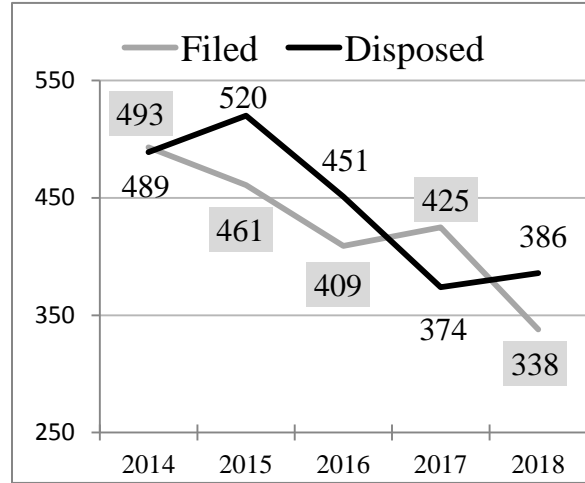


*Beginning in 2017, totals do not include Illinois Worker's Compensation Cases.

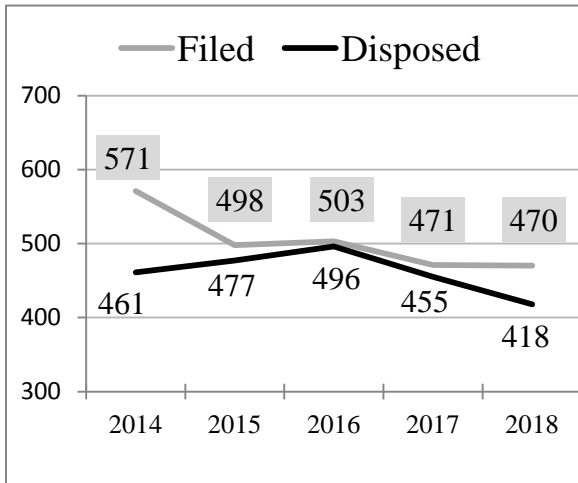
Third District – Criminal Cases



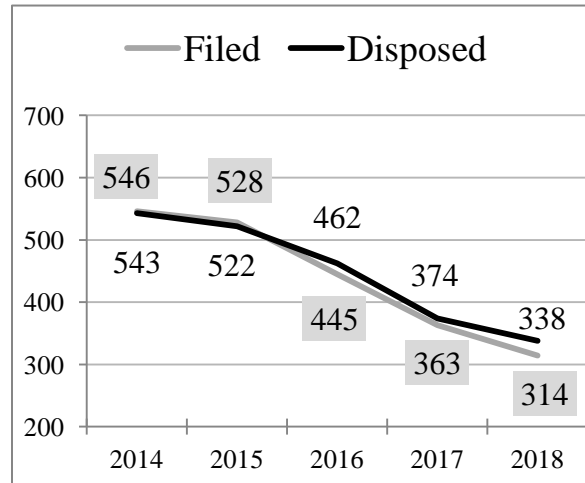
Third District – Civil Cases*



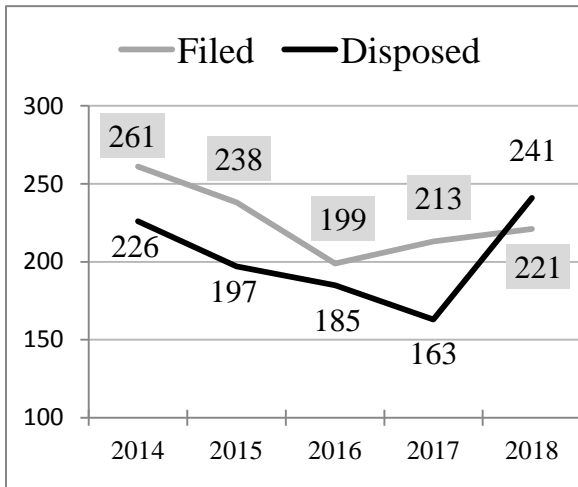
Fourth District – Criminal Cases



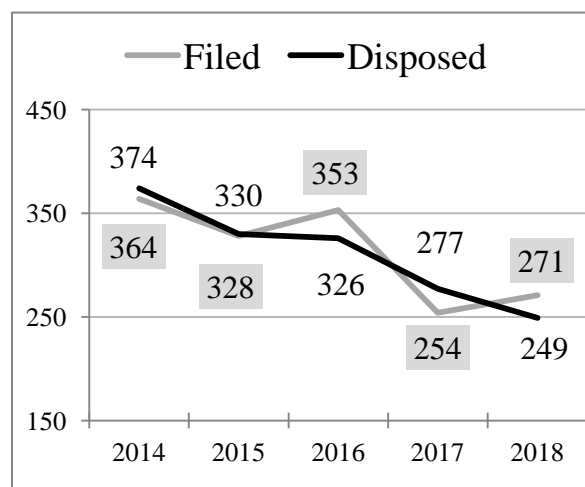
Fourth District – Civil Cases*



Fifth District – Criminal Cases



Fifth District – Civil Cases*



*Beginning in 2017, totals do not include Illinois Worker's Compensation Cases.

CASELOAD AND STATISTICAL RECORDS

APPELLATE COURT OF ILLINOIS

**CASELOAD SUMMARY BY DISTRICT
APPELLATE COURT OF ILLINOIS
CALENDAR YEAR 2018**

Appellate District	Type of Case	# Number of Cases Pending January 1, 2018	Number of Cases Filed During 2018	Number of Cases Reinstated	Number of Cases Disposed	Number of Cases Disposed by Majority Opinion	Number of Cases Disposed By Rule 23 Order	Number of Cases Disposed By Summary Order	Number of Cases Disposed Without Opinion, R23 or Sum. Ord.	# Number of Cases Pending December 31, 2018	Inventory Increase\ Decrease
First	Civil	1,906	1,644	55	1,853	238	492	116	1,007	1,752	-154
	Criminal	3,254	1,054	7	1,290	107	665	256	262	3,025	-229
Second	Civil	398	546	2	552	66	189	59	238	399	1
	Criminal	782	441	1	461	65	149	86	161	766	-16
Third	Civil	318	338	0	386	67	138	20	161	274	-44
	Criminal	621	377	0	377	69	164	24	120	628	7
Fourth	Civil	176	314	0	338	37	162	6	133	155	-21
	Criminal	714	470	16	418	40	211	34	133	769	55
Fifth	Civil	243	271	2	249	34	99	8	108	266	23
	Criminal	478	221	2	241	14	115	40	72	460	-18
TOTALS	Civil	3,041	3,113	59	3,378	442	1,080	209	1,647	2,846	-195
	Criminal	5,849	2,563	26	2,787	295	1,304	440	748	5,648	-201

Note: Beginning in 2017, Illinois Workers' Compensation case statistics are no longer referenced.

Due to reporting software computations; there are small variances in the number of cases ending on January 1, 2018 when compared to the number of cases pending on December 31, 2017, as well as, minor reconciliation differences in the number of cases pending on December 31, 2018.

**CASE DISPOSITIONS BY DISTRICT
APPELLATE COURT OF ILLINOIS
CALENDAR YEAR 2018**

Appellate District	Type of Case	METHOD OF DISPOSITION																							Total Cases Disposed
		Affirmed			Reversed			Affirmed in Part and/or Remanded, Reversed or Vacated in Part			Reversed and/or Remanded			Modified			Vacated and/or Remanded			Dismissed/Other			Disposed of w/o Opinion R23 or Sum. Ord.		
		Opinion	Rule 23	Sum. Order	Opinion	Rule 23	Sum. Order	Opinion	Rule 23	Sum. Order	Opinion	Rule 23	Sum. Order	Opinion	Rule 23	Sum. Order	Opinion	Rule 23	Sum. Order	Opinion	Rule 23	Sum. Order			
First	Civil	153	365	95	10	9	0	26	34	0	40	38	4	0	2	0	6	9	0	3	35	17	1,007	1,853	
	Criminal ..	72	523	219	7	14	1	4	43	1	12	33	2	1	0	0	11	36	6	0	16	27	262	1,290	
Second	Civil	41	155	40	3	6	0	6	8	0	9	10	2	0	0	0	4	6	2	3	4	15	238	552	
	Criminal ..	43	122	75	2	4	0	2	1	0	10	13	1	0	0	0	7	8	2	1	1	8	161	461	
Third	Civil	35	103	17	3	5	0	4	10	0	18	12	1	0	0	0	4	2	0	3	6	2	161	386	
	Criminal ..	33	119	6	4	6	0	8	11	2	10	18	6	0	0	0	13	9	7	1	1	3	120	377	
Fourth	Civil	23	138	3	3	2	0	0	1	0	4	3	0	0	0	0	0	0	0	7	18	3	133	338	
	Criminal ..	23	147	13	0	0	0	0	0	0	5	10	0	0	0	0	1	0	0	11	54	21	133	418	
Fifth	Civil	16	58	4	2	2	0	2	1	0	7	10	1	0	0	0	0	0	0	7	28	3	108	249	
	Criminal ..	6	66	3	1	3	0	0	0	0	4	13	1	0	0	0	0	0	0	3	33	36	72	241	
TOTALS	Civil	268	819	159	21	24	0	38	54	0	78	73	8	0	2	0	14	17	2	23	91	40	1,647	3,378	
	Criminal ..	177	977	316	14	27	1	14	55	3	41	87	10	1	0	0	32	53	15	16	105	95	748	2,787	

Note: Beginning in 2017, Illinois Workers' Compensation case statistics are no longer referenced.

**METHOD OF CASE DISPOSITION
APPELLATE COURT OF ILLINOIS
CALENDAR YEAR 2018**

METHOD OF DISPOSITION WITHOUT OPINION OR ORDER																
Appellate District	Type of Case	Dismissed			Dismissed on Court's Motion			Leave to Appeal Denied (a) *	Motion for Leave to File Late Notice of Appeal Denied (b)	Remanded With Direction For Further Proceeding	Dismissed in the Trial Court	Bail Order Entered	Confession of Error	Transferred to Proper Court	Other Dispositions	Total Cases Disposed of Without Opinion Or Order
		Motion of Appellant	Motion of Appellee	Stipulation of Parties	Failure to Comply With Rules/Orders	Lack of Jurisdiction No Final Appealable Order	Other									
First	Civil	154	91	113	555	17	6	23	12	2	16	0	0	0	18	1,007
	Criminal	126	1	68	20	2	1	0	34	0	1	7	0	0	2	262
Second	Civil	49	29	6	113	10	7	7	0	1	15	0	0	0	1	238
	Criminal	63	1	0	43	6	6	0	3	7	3	2	13	0	14	161
Third	Civil	39	12	6	87	6	0	2	5	0	3	0	0	0	1	161
	Criminal	51	0	0	9	20	3	0	5	10	5	5	11	0	1	120
Fourth	Civil	20	14	3	90	2	0	1	0	0	3	0	0	0	0	133
	Criminal	77	1	0	9	2	0	3	1	28	11	0	0	0	1	133
Fifth	Civil	34	1	2	41	16	0	6	5	0	3	0	0	0	0	108
	Criminal	43	1	0	10	11	0	0	3	0	3	1	0	0	0	72
TOTALS	Civil	296	147	130	886	51	13	39	22	3	40	0	0	0	20	1,647
	Criminal	360	4	68	91	41	10	3	46	45	23	15	24	0	18	748

Note: Beginning in 2017, Illinois Workers' Compensation case statistics are no longer referenced.

* S.C.Rule 306/308

(a) Includes Denial of Permissive Interlocutory

(b) Includes Denial of Motion to File Late Record

**TIME LAPSE: CASE FILING TO DISPOSITION
APPELLATE COURT OF ILLINOIS
CALENDAR YEAR 2018**

Appellate District	Type of Case	TIME LAPSE BETWEEN CASE FILING AND DISPOSITION						Total Cases Disposed
		Under 6 Months	6 to 12 Months	1 to 1-1/2 Years	1-1/2 to 2 Years	2 to 3 Years	Over 3 Years	
First	Civil	572	753	394	88	25	5	1,837
	Criminal	74	49	59	249	732	143	1,306
Second	Civil	247	213	68	14	4	0	546
	Criminal	84	41	54	106	167	8	460
Third	Civil	166	100	85	23	9	3	386
	Criminal	76	25	28	80	142	26	377
Fourth	Civil	211	82	35	8	2	0	338
	Criminal	81	51	29	41	199	16	417
Fifth	Civil	95	50	50	27	18	4	244
	Criminal	59	17	13	17	43	92	241
TOTALS	Civil	1,291	1,198	632	160	58	12	3,351
	Criminal	374	183	183	493	1,283	285	2,801
GRAND TOTAL		1,665	1,381	815	653	1,341	297	6,152

Note: Beginning in 2017, Illinois Workers' Compensation case statistics are no longer referenced.

**TIME LAPSE: BRIEF FILING TO DISPOSITION
APPELLATE COURT OF ILLINOIS
CALENDAR YEAR 2018**

Appellate District	Type of Case	TIME LAPSE BETWEEN BRIEF FILING AND DISPOSITION						Total Cases Disposed
		Under 6 Months	6 to 12 Months	1 to 1-1/2 Years	1-1/2 to 2 Years	2 to 3 Years	Over 3 Years	
First	Civil	654	80	5	1	0	1	741
	Criminal . .	691	64	11	4	8	2	780
Second	Civil	207	30	0	0	0	0	237
	Criminal . .	203	20	1	0	2	0	226
Third	Civil	139	57	6	2	2	1	207
	Criminal . .	197	46	5	4	4	0	256
Fourth	Civil	192	15	0	0	0	0	207
	Criminal . .	253	32	2	0	0	0	287
Fifth	Civil	62	52	14	6	1	0	135
	Criminal . .	59	46	11	6	1	0	123
TOTALS	Civil	1,254	234	25	9	3	2	1,527
	Criminal . .	1,403	208	30	14	15	2	1,672
GRAND TOTAL		2,657	442	55	23	18	4	3,199

Note: Beginning in 2017, Illinois Workers' Compensation case statistics are no longer referenced.

**OPINIONS AND RULE 23 ORDERS
APPELLATE COURT OF ILLINOIS
CALENDAR YEAR 2018**

Appellate District	OPINIONS						Rule 23 Orders	Summary Orders
	Majority	Per Curiam	Specially Concurring	Dissenting	Supplemental	Total Opinions		
First	331	0	25	15	0	371	1,162 9 Sp. Conc. 27 Dissent	372
Second	130	0	5	4	0	139	334 4 Sp. Conc. 3 Dissent	145
Third	140	0	13	36	1	190	306 8 Sp. Conc. 31 Dissent 2 Supp.	44
Fourth	76	0	2	2	0	80	373 3 Sp. Conc. 3 Dissent	40
Fifth	47	0	0	6	0	53	212 3 Sp. Conc. 6 Dissent	48
TOTALS	724	0	45	63	1	833	2,601 47 Sp. Conc. 71 Dissent	688

Note: Beginning in 2017, Illinois Workers' Compensation case statistics are no longer referenced.

**SUPREME COURT
OF ILLINOIS**

**CASELOAD AND STATISTICAL
RECORDS**

--

**FIVE-YEAR TRENDS AND
2018 DATA**

SUPREME COURT CASELOAD AND STATISTICAL RECORDS CASE FILINGS AND DISPOSITIONS

A summary of case filings and dispositions in the Supreme Court of Illinois for the period 2014 through 2018 is presented in Table 1.

During 2018, filings in the Supreme Court totaled 2,011; 197 fewer cases than the 2,208 cases filed in 2017. The Supreme Court disposed of a total of 2,071 cases in 2018; 249 fewer cases than the 2,320 disposed of in 2017.

In 2018, there were 1,277 cases filed on the general docket, which is the predominant docket, a decrease of 77 cases, or 6 percent from 2017 general docket filings.

A total of 538 miscellaneous record cases were filed in 2018; 119 fewer cases than filed in 2017. The miscellaneous record consists primarily of attorney matters. In 2018, approximately 334 name-change (on roll of attorneys) petitions and 4 motions for restoration to active status on roll of attorneys (under Rule 759) were filed. Disciplinary matters account for 84 cases, and the remaining 116 cases consist of bar admission motions, petitions concerning professional service corporations, etc., under Rule 721, and various administrative matters.

In 2018, 196 miscellaneous docket cases were filed, a 1-case decrease from 2017. This docket consists of conviction-related cases filed by *pro se* prisoners. Typically, a matter is placed on the miscellaneous docket, as opposed to the general docket, when papers do not conform to the Supreme Court Rules in one or more respects. This docket provides a forum for the incarcerated *pro se* litigant without compromising standard filing requirements.

Petitions for Leave to Appeal

In 2018, 1,175 petitions were filed, a decrease of 46 cases from the 2017 filings on the leave to appeal docket, as represented in Table 2a. As in the prior 4 years, approximately twice as many petitions were filed in people cases than in civil cases. The Supreme Court allowed 53 petitions (22 people/31 civil), or 4.6 percent of the petitions acted upon in 2018. As indicated in Table 2b, 2 more petitions were allowed in 2018 than in 2017. The 5-year average of petitions allowed is 59.

Mandatory Appeals

In 2018, 3 direct appeals by right were filed on notices of appeal from the circuit court under Rule 302(a) in civil cases, and 3 notices in people's cases under Rule 603.

In 2018, there were no certificates of importance from the appellate court filed pursuant to Rule 316, for a total of 7 cases in the 5-year reporting period.

Other Activity

In 2018, the Supreme Court filed 48 opinions, disposing of 86 cases (Table 6). This figure does not include separate dissenting or concurring opinions, which numbered approximately 21.

There were 12 petitions for rehearing filed in decided cases (See Table 7), allowing none; entertained oral argument in 58 cases (Table 5); and considered approximately 994 motions on the general docket alone, including 89 original action motions under Rules 381, 382, 383, and 384 (Table 1).

Attorney disciplinary activity (Table 8) in 2018 was concentrated on the miscellaneous record where the Court disciplined 74 attorneys by order and suspended ten (10) attorneys on an interim basis by order. Two (2) petitions for reinstatement to the roll of attorneys pursuant to Supreme Court Rule 767 were presented to the Court in 2018: 1 denied, 1 was remanded.

In 2018, the Court adopted 9 new Supreme Court rules: Rules 280, 280.1, 280.2, 280.3, 280.4, 280.5, 294 and 704A, adopted June 8, 2018; and Rule 16, adopted June 26, 2018.

In 2018, the Court amended twenty-nine (29) Supreme Court Rules: Rule 9, amended December 12, 2018; Rule 23, amended March 21, 2018; Rule 39, amended May 31, 2018; Rule 41, amended September 28, 2018; Rule 101, amended June 26, 2018 and amended July 19, 2018; Rule 113, amended June 8, 2018; Rule 214, amended June 8, 2018; Rule 311, amended April 3, 2018; Rule 313, amended June 26, 2018; Rule 315, amended March 21, 2018 and amended April 3, 2018; Rule 341, amended May 25, 2018; Rule 352, amended May 25, 2018; Rule 501, amended December 10, 2018; Rule 503, amended June 8, 2018 and amended December 10, 2018; Rule 526, amended December 10, 2018; Rule 553, amended December 10, 2018; Rule 555, amended June 8, 2018; Rule 556, amended June 8, 2018 and amended December 10, 2018; Rule 660A, amended April 3, 2018; Rule 702, amended September 14, 2018; Rule 704, amended June 8, 2018 and amended September 14, 2018; Rule 706, amended June 8, 2018; Rule 756, amended May 25, 2018; Rule 803, amended September 28, 2018; Rule 901, amended April 3, 2018; and Rule 902, amended September 28, 2018; plus seven (7) Article-related amendments: Article II Forms Appendix, amended June 8, 2018, amended June 26, 2018, amended July 19, 2018, amended August 22, 2018 and amended September 28, 2018; Parts of I., J., and K Article II, amended June 8, 2018 and Article III Forms Appendix, amended June 26, 2018. Additional amendments were: Miscellaneous Record No. 24138, Rule 803, amended September 28, 2018 and Rule 902, amended September 28, 2018.

In 2018, the Court filed fourteen (14) clerical corrections to Supreme Court rules: Rule 108, corrected on January 17, 2018; Rule 113, corrected on January 17, 2018; Rule 138, corrected on January 17, 2018; Rule 208, corrected on January 17, 2018; Rule 215, corrected on January 17, 2018; Rule 272, corrected two (2) times on January 17, 2018; Rule 280, corrected on June 26, 2018; Rule 280.1, corrected on June 26, 2018; Rule 280.2, corrected on June 26, 2018; Rule 280.3, corrected on June 26, 2018; Rule 280.4, corrected on June 26, 2018; Rule 280.5, corrected on June 26, 2018 and Rule 292, corrected on January 17, 2018.

In 2018, pursuant to Supreme Court Rule 3, the Supreme Court Rules Committee forwarded ten (10) matters to the Clerk of the Supreme Court to be filed on the Proposed Rule Docket, which consists of rule proposals and amendments under consideration by the Supreme Court or its committees. In 2018, eleven (11) matters on the Proposed Rule Docket were closed.

The Supreme Court, which is responsible for regulating the practice of law in the state, licensed 2,026 attorneys in 2018, a decrease of 178 from the 2,204 licenses awarded in 2017. During the past 5 years, 11,928 lawyers were licensed, an average of 2,385 per year, which is a decrease of 232 from the 5-year average, reported in 2017.

Respecting limited licensure, in 2018 the Court admitted 53 House Counsel (Rule 716) and four (4) Legal Service Program attorneys (Rule 717) and 1 Foreign Legal Consultant (Rule 712). The Court also licensed two (2) Military spouses in 2018.

In 2018, approximately 5,236 firms were registered with the Court pursuant to Supreme Court Rule 721 to engage in the practice of law as a professional service corporation, professional association, limited liability company, or limited liability partnership. Approximately 70 percent of these firms also provided evidence of minimum insurance or proof of financial responsibility pursuant to Rule 722 (limited liability legal practice).

Table 1
Summary of Case Filings and Final Dispositions
Supreme Court of Illinois
2014 - 2018

Filings											
Year	Grand Total	Total General Docket	Direct Appeals by Right (a)	Certificates of Importance (b)	Direct Appeals by Permission (c)	Petitions for Leave to Appeal (d)	Original Action Motions (e)	Attorney Disc. Cases on General Docket	Other General Docket (f)	Total Misc. Record (g)	Total Misc. Docket (h)
2014	2429	1596	11	0	8	1469	94	1	11	644	189
2015	2402	1536	9	5	4	1434	74	0	7	716	148
2016	2244	1450	4	2	8	1361	66	0	5	628	166
2017	2208	1354	45	0	7	1221	79	0	2	657	197
2018	2011	1277	6	0	5	1175	89	0	2	538	196

Dispositions											
2014	2443	1612	6	0	9	1487	94	1	61	631	200
2015	2443	1522	14	0	4	1355	82	0	65	752	169
2016	2379	1533	13	6	7	1395	56	0	26	691	155
2017	2320	1360	3	1	7	1254	92	0	3	749	211
2018	2071	1292	44	0	4	1155	87	0	2	576	203

(a) Appeals directly from the circuit court: Statutes held invalid (Rules 302(a) and 603). (b) Certification of case by Appellate Court under Rule 316. (c) Rule 302(b) motions. "Dispositions" do not include motions allowed in a given year unless entire case disposed of in that same year. (d) "Dispositions" do not include petitions allowed in a given year unless entire case disposed of in that same year. (e) Motions filed under Rule 381 (mandamus, prohibition, habeas corpus), Rule 382 (legislative redistricting/ability of governor to serve or resume office), Rule 383 (supervisory authority) Rule 384 (motions to transfer & consolidate multicircuit actions). "Dispositions" do not include motions allowed in a given year unless entire case disposed of in that same year. (f) "Filings" include, for example, motions for appeal bond, motions to stay (Rule 305), certification of questions of state law from certain federal courts (Rule 20). Beginning year 2017 Rule 384 filings and dispositions are reported in column "Original Action Motions". "Dispositions" also may include allowed petitions for leave to appeal which were not completely disposed of in the year in which the petition was filed (see footnote (d)), including dismissals. (g) The Miscellaneous Record consists primarily of attorney matters, including disciplinary cases, motions for restoration to active status (Rule 759), petitions to change name on roll of attorneys, bar admission motions, and law firms seeking leave to register/renew under Rule 721. (h) Cases are filed on the Miscellaneous Docket when papers tendered by *pro se* prisoners do not conform to Supreme Court Rules.

Table 2
Summary of Petitions for Leave to Appeal and/or Appeal as a Matter of Right
Under Rules 315/317 - General Docket
Supreme Court of Illinois
2014 - 2018

Table 2 consists of two parts, 2a and 2b, and contains all information presented in former Table 2, as well as the following additional information: a new column for “denied with supervisory order,” and a note that the “total disposed” column now includes petitions “denied with supervisory order” and petitions that were “allowed.” The “percent allowed” column reflects these changes.

Table 2a
Filings

	Total Filed	(People)	(Civil)
2014	1469	(950)	(519)
2015	1434	(897)	(537)
2016	1361	(845)	(516)
2017	1221	(785)	(436)
2018	1175	(755)	(420)

Table 2b
Dispositions

	Total Allowed	(People)	(Civil)	Denied, Dismissed or Withdrawn	Denied With Supervisory Order	Total Disposed (a)	Percent Allowed (b)
2014	73	(31)	(42)	1,438	45	1556	4.7%
2015	56	(29)	(27)	1355	34	1445	3.9%
2016	62	(23)	(39)	1,395	94	1,551	4.0%
2017	51	(26)	(25)	1,139	47	1,237	4.1%
2018	53	(22)	(31)	1,071	34	1,158	4.6%

(a) Total disposed includes petitions allowed, denied, denied with supervisory order, dismissed and withdrawn.

(b) Relationship between petitions allowed and all petitions disposed, i.e., denied, denied with supervisory order, dismissed, withdrawn, and allowed.

Table 3
Mandatory Jurisdiction Appeals - General Docket
Supreme Court of Illinois
2014 - 2018

	Total Filed	Statute Invalid		Certificate of Importance		Total Disposed	Statute Invalid		Certificate of Importance	
		People	Civil	People	Civil		People	Civil	People	Civil
2014	11	8	3	0	0	6	3	3	0	0
2015	13	4	4	0	5	11	7	4	0	0
2016	6	2	2	0	2	19	7	6	0	6
2017	45	8	37	0	0	3	1	1	0	1
2018	6	3	3	0	0	44	8	36	0	0

Table 4
General Docket
People and Civil Cases
Supreme Court of Illinois
2014 - 2018

	Total Filed	(People)	(Civil)	Total Disposed	(People)	(Civil)
2014	1596	1003	593	1612	1034	578
2015	1536	940	596	1522	928	594
2016	1450	884	566	1533	942	591
2017	1354	823	531	1360	839	521
2018	1277	796	481	1291	779	512

Table 5
Summary of the Call of the Docket
Supreme Court of Illinois
2014 - 2018

	Cases Submitted	(People)	(Civil)
2014	70	(37)	(33)
2015	73	(34)	(39)
2016	51	(28)	(23)
2017	52(a)	(26)	(26)
2018	58(b)	(27)	(31)

Cases submitted on briefs without oral argument: (a) 1; (b) 1

Table 6
Summary of Opinions
Supreme Court of Illinois
2014 - 2018

	Total Filed (a)	(People)	(Civil)	Disposing of Cases on the Merits
2014	61	(34)	(27)	67
2015	76	(44)	(32)	79
2016	63	(34)	(29)	74
2017	59	(33)	(26)	66
2018	48	(24)	(24)	86

(a) Category does not include dissenting or concurring opinions.

Table 7
Summary of Rehearings
Supreme Court of Illinois
2014 - 2018

	Total Filed	(People)	(Civil)	Total Allowed (a)	(People)	(Civil)
2014	14	(5)	(9)	0	(0)	(0)
2015	14	(4)	(10)	0	(0)	(0)
2016	18	(9)	(9)	0	(0)	(0)
2017	16	(8)	(8)	0	(0)	(0)
2018	12	(6)	(6)	0	(0)	(0)

(a) Petitions not allowed are denied or, occasionally, dismissed or withdrawn on motion, or not ruled on in the reporting year.

Table 8

**Attorney Disciplinary Cases
Supreme Court of Illinois
(Calendar Year 2018)**

Discipline Imposed by Order	Dispositions
Rule 753 proceedings on recommendation of Hearing or Review Board of the Attorney Registration and Disciplinary Commission	32
Rule 762(a) Voluntary disbarment	12
Rule 762(b) Discipline on consent	20
Rule 763 Reciprocal discipline	10
Total	74

Discipline by Opinion	0
------------------------------	----------

Interim Suspension orders	
Rule 761	4
Rule 774	6
Total	10

Reinstatement to Roll of Attorneys	
Petition Denied	1
Petition Remanded	1
Total	2

Total Dispositions	86
---------------------------	-----------

Reinstatement Petitions	Reprimand	Censure	Interim Suspension	Probationary Suspension	Suspension	Disbarment	Total Dispositions
2	1	8	10	7	36	22	86

Figure 1
Filings
2014-2018

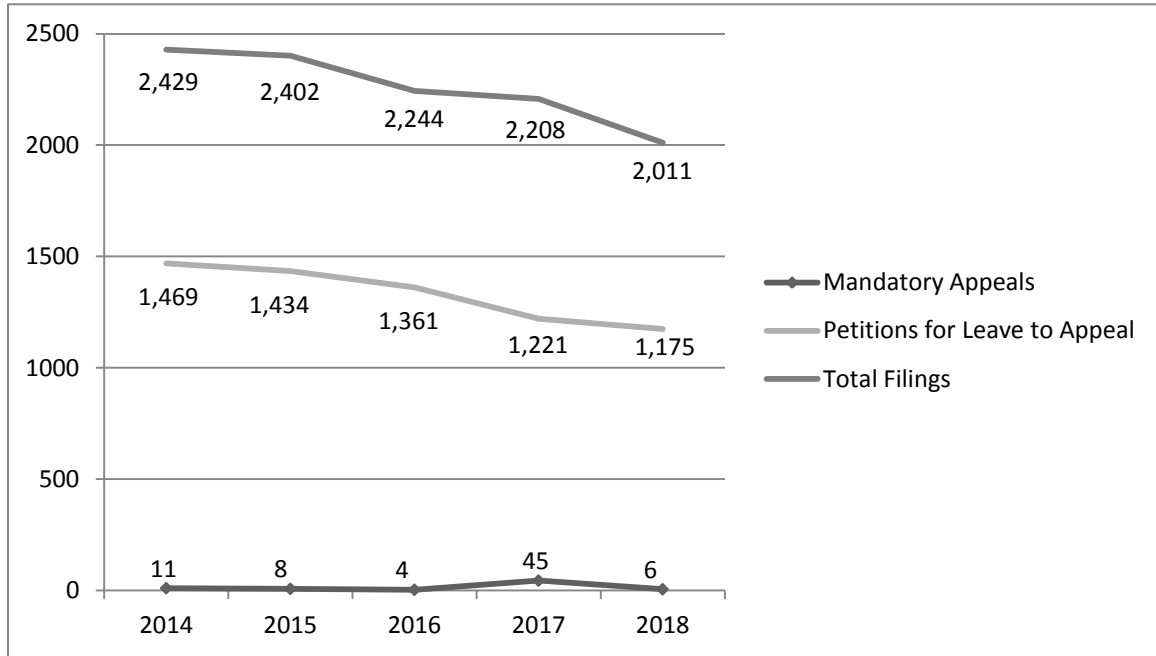
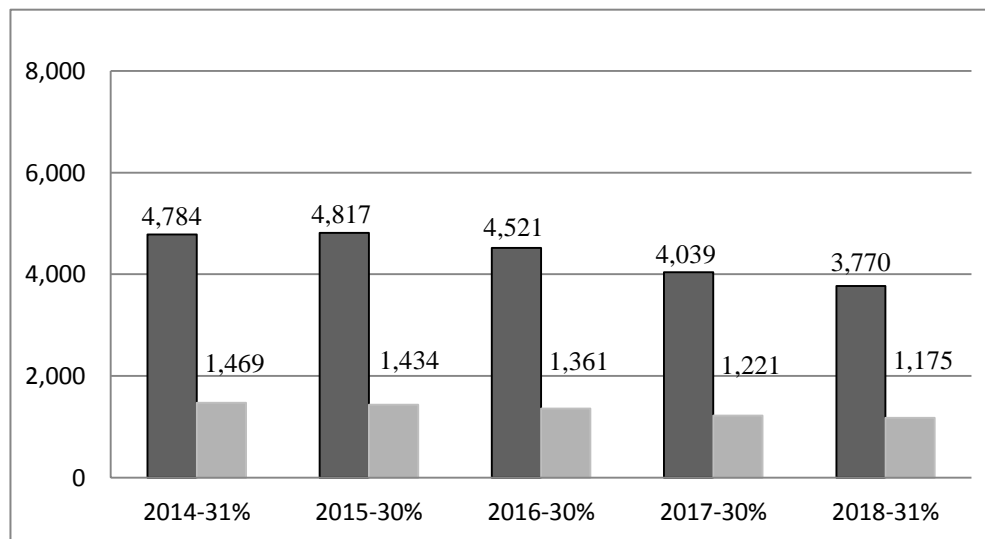


Figure 2

Petitions for Leave to Appeal Filed as a Percent of Appeals
Decided by Appellate Court Opinion or Rule 23 Order
2014-2018



■ Appeals disposed of by Opinion or Pursuant to Rule 23(b) or (c) in Appellate Court
 ■ Petitions for Leave to Appeal Filed in Supreme Court

*Beginning in 2017, appeals disposed total does not include Illinois Workers' Compensation Cases.

