

# ILLINOIS COURTS

STATISTICAL SUMMARY | 2017





# ANNUAL REPORT OF THE ILLINOIS COURTS

## STATISTICAL SUMMARY - 2017

Compiled and Published by the  
Administrative Office of the Illinois Courts  
3101 Old Jacksonville Road  
Springfield, Illinois 62704  
(217) 558-4490

### **ACKNOWLEDGMENTS**

The Administrative Office of the Illinois Courts gratefully acknowledges and sincerely appreciates the efforts of the clerks of the circuit, appellate, and supreme courts, and probation managers throughout the state for their contributions to this summary. Over two thousand eight hundred reports were prepared and submitted to the Administrative Office by the various clerks and probation managers.

For more detailed information, or for information which does not appear in this publication, the reader is directed to the clerk of the appropriate court or probation manager.

# CONTENTS

Title Page.....	i
Acknowledgments.....	ii
Contents.....	iii

## CIRCUIT COURTS OF ILLINOIS

Map of Judicial Circuits of Illinois.....	3
Directory of Circuit Clerks of Illinois .....	4
Graphical Presentation of Five-Year Trends--Total Caseload and Selected Case Categories ..	7
Definition of Case Categories.....	8
Caseload, Clearance Rate and Statistical Records of the Circuit Courts of Illinois .....	13
Caseload Summaries by Circuit .....	14
Case Filing Ratio: Judge/Population .....	15
Clearance Rates by Circuit and Case Category -- Five-Year Trends .....	16
Civil and Domestic Relations Caseload Statistics by County.....	20
Criminal and Quasi-Criminal Caseload Statistics by County.....	34
Juvenile Caseload Statistics by County .....	48
Age of Pending Cases by Case Category Downstate Circuits.....	55
Law Case Dispositions by Circuit .....	56
Law Case Dispositions by County .....	57
Time Lapse: Case Filing to Date of Verdict Law Jury Verdicts Over \$50,000.....	60
Felony Dispositions and Sentences by County.....	61
Financial Summary of the Circuit Courts of Illinois .....	65
Circuit Clerk Fees and Other Revenue by County .....	66
Circuit Clerk Cost of Operating by County.....	69
Circuit Clerk Disbursement of Funds by County	
Fines, Penalties, Assessments and Forfeitures .....	72
Fees of Others .....	87
Miscellaneous Disbursements .....	93
Mandatory Arbitration.....	99
Mandatory Arbitration Program Statistics.....	101
Mandatory Arbitration Circuit Caseload .....	102
Mandatory Arbitration Program Statistics.....	106
Adult and Juvenile Probation and Supervised Pretrial Release.....	107
Abbreviations .....	108
Active Adult Caseload.....	109
Statewide Active Adult Caseload Graph .....	111
Active Adult Intensive Probation Supervision (IPS) Caseload .....	112
Active Specialized DUI Program Caseload.....	112
Adult Supervised Pretrial Release .....	113
Adult Investigations Report.....	116
Adult Probation - Programs Ordered.....	119
Statewide Adult Programs Ordered Graph.....	121
Adult Risk Classification.....	122
Adult Risk Classification Graph.....	124
Active Juvenile Caseload .....	125
Active Juvenile Intensive Probation Supervision (IPS) Caseload .....	127
Statewide Active Juvenile Caseload Graph.....	128
Statewide Juvenile Investigations Graph.....	128
Juvenile Investigations Report .....	129

Juvenile Risk Classification .....	132
Juvenile Risk Classification Graph .....	134
Juvenile Court Activity	
Juvenile Petitions Continued Under Supervision/Adjudications .....	135
Juvenile Programs Ordered .....	138
Juvenile Placements .....	141

## **APPELLATE COURT OF ILLINOIS**

Map of Appellate and Supreme Court Judicial Districts and Directory of Appellate Clerks .....	146
--	-----

Graphical Presentation of Five-Year Trends -- Total Caseload and Caseload by District.....	147
---	-----

Caseload and Statistical Records.....	151
Caseload Summary by District .....	152
Case Dispositions by District .....	153
Method of Case Disposition .....	154
Time Lapse: Case Filing to Disposition .....	155
Time Lapse: Brief Filing to Disposition.....	156
Opinions and Rule 23 Orders .....	157

## **SUPREME COURT OF ILLINOIS**

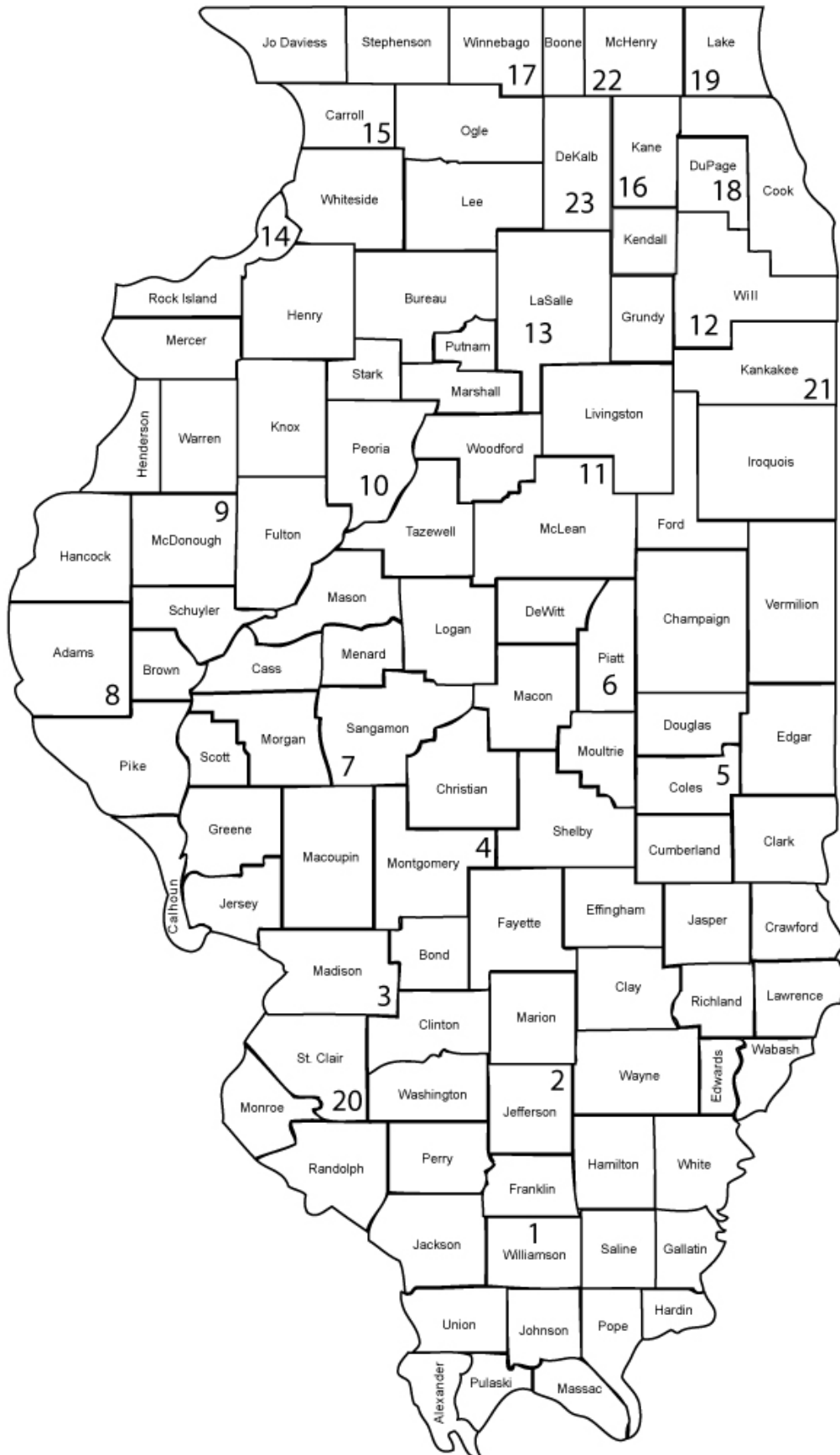
Caseload and Statistical Records -- Five-Year Trends and 2017 Data .....	159
Case Filings and Dispositions .....	160
Table 1: Summary of Case Filings and Final Dispositions, 2013 – 2017.....	163
Table 2: Summary of Petitions for Leave to Appeal and/or Appeal as a Matter of Right Under Rules 315/317 - General Docket, 2013 – 2017.....	164
Table 3: Mandatory Jurisdiction Appeals - General Docket, 2013 – 2017.....	165
Table 4: General Docket, People and Civil Cases, 2013 – 2017 .....	166
Table 5: Summary of the Call of the Docket, 2013 – 2017.....	166
Table 6: Summary of Opinions, 2013 – 2017.....	167
Table 7: Summary of Rehearings, 2013 – 2017 .....	167
Table 8: Attorney Disciplinary Cases, Calendar Year 2017.....	168
Figure 1: Filings, 2013 – 2017.....	169
Figure 2: Petitions for Leave to Appeal Filed as a Percent of Appeals Decided by Appellate Court Opinion or Rule 23 Order, 2013 – 2017.....	169

# **CIRCUIT COURTS OF ILLINOIS**





# MAP OF JUDICIAL CIRCUITS OF ILLINOIS



## DIRECTORY OF CIRCUIT CLERKS OF ILLINOIS

<u>County</u>	<u>Clerk of the Court</u>	<u>Mailing Address</u>	<u>City &amp; Zip</u>	<u>Judicial Circuit</u>	<u>2017 Est. U.S. Census</u>	<u>Telephone</u>
Adams	Lori Geschwandner	521 Vermont Street	Quincy 62301-2934	8	66,234	217/277-2100
Alexander	Paul L. Jones	2000 Washington Avenue	Cairo 62914	1	6,315	618/734-0107
Bond	Rex Catron	200 West College Ave.	Greenville 62246	3	16,948	618/664-3208
Boone	Linda Anderson	601 North Main St., Suite 303	Belvidere 61008-2644	17	53,513	815/544-0371
Brown	Rhonda Johnson	200 Court Street, Room 5	Mt. Sterling 62353-1233	8	6,716	217/773-2713
Bureau	Dawn Reglin	700 South Main Street	Princeton 61356-2037	13	33,243	815/872-2001
Calhoun	Yvonne M. Macauley	P.O. Box 486	Hardin 62047-0486	8	4,833	618/576-2451
Carroll	Patty Hiher	301 North Main St., P.O. Box 32	Mt. Carroll 61053-0032	15	14,518	815/244-0230
Cass	Chere Kay Garner	P.O. Box 203	Virginia 62691-0203	8	12,505	217/452-7225
Champaign	Katie Blakeman	101 East Main Street	Urbana 61801-2736	6	209,399	217/384-3725
Christian	Julie Mayer	101 South Main, P.O. Box 617	Taylorville 62568-0617	4	33,102	217/824-4966
Clark	Ami Shaw	P.O. Box 187	Marshall 62441-0187	5	15,767	217/826-2811
Clay	Crystal Ballard	111 Chestnut St., P.O. Box 100	Louisville 62858-0100	4	13,269	618/665-3523
Clinton	Rod Kloeckner	850 Fairfax Street	Carlyle 62231-0407	4	37,614	618/594-6615
Coles	Melissa Hurst	651 Jackson Ave., Room 128	Charleston 61920	5	51,979	217/348-0516
Cook	Dorothy Brown	50 W. Washington, Suite 1001	Chicago 60602-1305	Cook	5,211,263	312/603-5030
Crawford	Angela Reinoehl	P.O. Box 655	Robinson 62454-0655	2	18,961	618/544-3512
Cumberland	Rhonda M. Wilson	1 Courthouse Square Room 107	Toledo 62468-0145	5	10,908	217/849-3601
DeKalb	Maureen A. Josh	133 West State Street	Sycamore 60178-1416	23	104,733	815/895-7138
DeWitt	Michelle R. Van Valey	201 West Washington	Clinton 61727-0439	6	15,942	217/935-7750
Douglas	Julie Mills	401 South Center, P.O. Box 50	Tuscola 61953-0050	6	19,748	217/253-2352
DuPage	Chris Kachiroubas	P.O. Box 707	Wheaton 60187-0707	18	930,128	630/407-8700
Edgar	Angela R. Barrett	115 West Court Street, Room M	Paris 61944-1739	5	17,328	217/466-7447
Edwards	Margaret Branum	50 East Main Street, Suite 7	Albion 62806-1262	2	6,486	618/445-2016
Effingham	John Niemerg	120 W. Jefferson Ave., Suite 101	Effingham 62401-0586	4	34,132	217/342-4065
Fayette	Kathy Emerick	221 South 7th St.	Vandalia 62471-2755	4	21,784	618/283-5009
Ford	Kim Evans	200 West State	Paxton 60957-0080	11	13,280	217/379-9420
Franklin	Jim Muir	P.O. Box 485	Benton 62812-0485	2	39,041	618/439-2011
Fulton	Joseph Yurkovich	P.O. Box 152	Lewistown 61542-0152	9	35,110	309/547-3041
Gallatin	Brittney Capeheart	P.O. Box 249	Shawneetown 62984-0249	2	5,080	618/269-3140
Greene	Shirley Thornton	519 Main Street	Carrollton 62016	7	13,174	217/942-3421
Grundy	Corri Trotter	P.O. Box 707	Morris 60450	13	50,586	815/941-3258
Hamilton	Beth Sandusky	100 South Jackson Street	McLeansboro 62859	2	8,194	618/643-3224
Hancock	John Neally	P.O. Box 189	Carthage 62321	9	18,020	217/357-2616

## DIRECTORY OF CIRCUIT CLERKS OF ILLINOIS

<u>County</u>	<u>Clerk of the Court</u>	<u>Mailing Address</u>	<u>City &amp; Zip</u>	<u>Judicial Circuit</u>	<u>2017 Est. U.S. Census</u>	<u>Telephone</u>
Hardin	Nancy Pennell	P.O. Box 308	Elizabethtown 62931	2	4,046	618/287-2735
Henderson	Sandra Keane	P.O. Box 546	Oquawka 61469-0546	9	6,795	309/867-3121
Henry	Jackie Oberg	307 West Center	Cambridge 61238	14	49,328	309/937-3496
Iroquois	Lisa K. Hines	550 South 10th Street	Watseka 60970	21	27,876	815/432-6950
Jackson	Cindy R. Svanda	P.O. Box 730	Murphysboro 62966	1	58,284	618/687-7300
Jasper	Jamie Blake	100 West Jourdan Street	Newton 62448-1973	4	9,578	618/783-2524
Jefferson	Randy Pollard	P.O. Box 1266	Mt. Vernon 62864-1266	2	38,179	618/244-8008
Jersey	Charles E. Huebener	201 West Pearl Street	Jerseyville 62052-1852	7	21,941	618/498-5571
Jo Daviess	Sharon Wand	330 North Bench Street	Galena 61036-1828	15	21,594	815/777-0037
Johnson	Ryan M. O'Neal	401 Court Street Suite A.	Vienna 62995-0517	1	12,900	618/658-4751
Kane	Thomas Hartwell	540 S. Randall Rd.	St. Charles 60174	16	534,667	630/232-3413
Kankakee	Sandra Cianci	450 East Court Street	Kankakee 60901	21	109,605	815/936-5700
Kendall	Robyn Ingemunson	807 West John Street	Yorkville 60560	23	126,218	630/553-4183
Knox	Kelly Cheesman	200 South Cherry Street	Galesburg 61401	9	50,638	309/345-6719
Lake	Erin Cartwright Weinstein	18 North County Street	Waukegan 60085-4369	19	703,520	847/377-3380
LaSalle	Greg Vaccaro	119 West Madison Street, Room 201	Ottawa 61350	13	110,067	815/434-8671
Lawrence	Peggy Frederick	1100 State Street	Lawrenceville 62439	2	16,168	618/943-2815
Lee	Denise A. McCaffrey	309 South Galena Ave., Suite 320	Dixon 61021-0325	15	34,406	815/284-5234
Livingston	LeAnn Dixon	110 N. Main St.	Pontiac 61764-0320	11	36,518	815/844-2602
Logan	Mary Kelley	P.O. Box 158	Lincoln 62656	11	29,245	217/735-2376
Macon	Lois Dubin	253 East Wood Street	Decatur 62523	6	105,801	217/424-1454
Macoupin	Lee Ross	P.O. Box 197	Carlinville 62626-0197	7	45,446	217/854-3211
Madison	Mark Von Nida	155 North Main Street	Edwardsville 62025	3	265,428	618/692-6240
Marion	Ronda Yates	P.O. Box 130	Salem 62881	4	37,902	618/548-3856
Marshall	Gina M. Noe	122 North Prairie, P.O. Box 328	Lacon 61540-0328	10	11,730	309/246-6435
Mason	Michael D. Roat	125 North Plum	Havana 62644	8	13,715	309/543-6619
Massac	Sandra M. Riepe	101 West 8th St., Room 2D	Metropolis 62960	1	14,344	618/524-5011
McDonough	Kimberly Wilson	#1 Courthouse Square	Macomb 61455	9	30,823	309/837-4889
McHenry	Katherin M. Keefe	2200 N. Seminary Ave., Rom 352	Woodstock 60098	22	309,122	815/334-4310
McLean	Don Everhart	104 West Front, Room 404	Bloomington 61701	11	172,290	309/888-5301
Menard	Penny Hoke	P.O. Box 466	Petersburg 62675-0466	8	12,245	217/632-2615
Mercer	Kristin Relander	100 Southeast 3rd Street	Aledo 61231	14	15,618	309/582-7122
Monroe	Lisa Fallon	100 South Main Street, Room 115	Waterloo 62298	20	34,097	618/939-8681
Montgomery	Holly Lemons	120 North Main, Room 125	Hillsboro 62049	4	28,790	217/532-9546

## DIRECTORY OF CIRCUIT CLERKS OF ILLINOIS

<u>County</u>	<u>Clerk of the Court</u>	<u>Mailing Address</u>	<u>City &amp; Zip</u>	<u>Judicial Circuit</u>	<u>2017 Est. U.S. Census</u>	<u>Telephone</u>
Morgan	Amy Sipes	P.O. Box 1120	Jacksonville 62651	7	33,798	217/243-5419
Moultrie	Cynthia Braden	10 South Main, Suite 7	Sullivan 61951	6	14,688	217/728-4622
Ogle	Kimberly A. Stahl	106 South 5th Street, Suite 300	Oregon 61061	15	51,063	815/732-3201
Peoria	Robert M. Spears	324 Main Street, Room G-22	Peoria 61602	10	183,011	309/672-6989
Perry	Kimberly J. Kellerman	P.O. Box 219	Pinckneyville 62274	20	21,285	618/357-6726
Piatt	Laurie A. Birch	101 W. Washington, P.O. Box 288	Monticello 61856-0288	6	16,445	217/762-4966
Pike	Debbie Dugan	100 East Washington	Pittsfield 62363	8	15,821	217/285-6612
Pope	Sean M. Goins	310 East Main St., P.O. Box 438	Golconda 62938	1	4,325	618/683-3941
Pulaski	Lisa Jones	500 Illinois Ave	Mound City 62963	1	5,509	618/748-9300
Putnam	Cathy J. Oliveri	120 North 4th Street	Hennepin 61327	10	5,727	815/925-7016
Randolph	Sherry Johnson	1 Taylor Street, Room 302	Chester 62233	20	32,423	618/826-5000
Richland	Zach Holder	103 West Main #21	Olney 62450	2	15,901	618/392-2151
Rock Island	Tammy Weikert	P.O. Box 5230	Rock Island 61204-5230	14	144,808	309/786-4451
St. Clair	Kahalal Clay	10 Public Square	Belleville 62220	20	262,479	618/277-6832
Saline	Randy Nyberg	10 East Poplar Street	Harrisburg 62949	1	24,102	618/253-5096
Sangamon	Paul Palazzolo	200 South 9th Street, Room 405	Springfield 62701	7	196,452	217/753-6674
Schuyler	Elaine Boyd	102 S Congress, Suite 103	Rushville 62681-0189	8	7,035	217/322-4633
Scott	Staci J. Evans	35 East Market Street	Winchester 62694	7	5,002	217/742-5217
Shelby	Susan Arthur	P.O. Box 469	Shelbyville 62565	4	21,719	217/774-4212
Stark	Julie Kenney	130 West Main St., P.O. Box 426	Toulon 61483	10	5,434	309/286-5941
Stephenson	Nathan Luy	15 North Galena Ave.	Freeport 61032	15	45,054	815/235-8266
Tazewell	Lincoln C. Hobson	342 Court Street	Pekin 61554	10	133,526	309/477-2214
Union	Tiffany Busby	309 West Market, Room 101	Jonesboro 62952	1	17,000	618/833-5913
Vermilion	Dennis Gardner	7 North Vermilion	Danville 61832	5	77,909	217/554-7700
Wabash	Angela K. Crum	401 Market Street, P.O. Box 997	Mt. Carmel 62863	2	11,489	618/262-5362
Warren	Denise L. Schreck	100 West Broadway	Monmouth 61462	9	17,167	309/734-5179
Washington	Cynthia Barczewski	125 E. Elm Street	Nashville 62263	20	14,030	618/327-4800
Wayne	Pam Southerd	301 East Main Street, Suite 204	Fairfield 62837	2	16,495	618/842-7684
White	Kelly Fulkerson	P.O. Box 310	Carmi 62821	2	13,938	618/382-2321
Whiteside	Sue R. Costello	200 East Knox Street	Morrison 61270	14	56,118	815/772-5170
Will	Andrea Chasteen	14 West Jefferson Street	Joliet 60432	12	692,661	815/727-8592
Williamson	Angie Kochan	200 West Jefferson, Suite 100	Marion 62959	1	67,328	618/997-1301
Winnebago	Thomas Klein	400 West State St., Room 100	Rockford 61101	17	284,778	815/319-4500
Woodford	Lynne R. Gilbert	P.O. Box 284	Eureka 61530	11	38,726	309/467-3312

**GRAPHICAL PRESENTATION  
OF  
FIVE-YEAR TRENDS  
--  
TOTAL CASELOAD  
AND  
SELECTED CASE CATEGORIES**

## DEFINITION OF CASE CATEGORIES

### CIVIL CATEGORY

<b>AR</b>	An Arbitration case number shall be assigned to every arbitration-eligible case at the time it is filed. NOTE: This case category shall be used only by counties that have initiated Mandatory Arbitration as defined by Supreme Court Rules 86 through 95.
<b>CH</b>	A Chancery case number shall be assigned to a complaint for equitable relief in matters such as foreclosures, trusts, and title to real property.
<b>ED</b>	An Eminent Domain case number shall be assigned to proceedings involving compensation to an owner for property taken for public use.
<b>L</b>	A Law case number shall be assigned to tort, contract, and a variety of other actions in which the damages sought are greater than \$50,000.
<b>LM</b>	A Law Magistrate case number shall be assigned to tort, contract, and a variety of other actions in which the damages sought are \$50,000 or less.
<b>MC</b>	Each Municipal Corporation shall have one permanent case number and file folder for routine matters to be considered by the court. This file will contain such matters as organization, appointment of officers, approval of bonds, and routine orders confirming annexation.
<b>MH</b>	A Mental Health case number shall be assigned to proceedings involving commitment, discharge, or restoration to legal status.
<b>MR</b>	A Miscellaneous Remedy case number shall be assigned to complaints seeking review of administrative decisions (other than of a tax commission) and a variety of other actions that include change of name, habeas corpus, and extradition.
<b>P</b>	A Probate case number shall be assigned to estates of decedents and guardianship matters.
<b>SC</b>	A Small Claim case number shall be assigned to "... a civil action based on either tort or contract for money not in excess of \$10,000, exclusive of interest and costs, or for the collection of taxes not in excess of that amount" (Supreme Court Rule 281.)
<b>TX</b>	A Tax case number shall be assigned to the annual tax sale and a variety of other actions relating to the collection of taxes. Petitions for tax deeds and objections are part of the annual tax sale proceeding and will be assigned sub-numbers of the annual tax sale case number.

### DOMESTIC RELATIONS CATEGORY

<b>AD</b>	An Adoption case number shall be assigned to every adoption case.
<b>D</b>	A Dissolution case number shall be assigned to a complaint for dissolution of marriage, annulment, or separate maintenance.
<b>F</b>	A Family case number shall be assigned to a variety of matters including proceedings to establish the parent-child relationship, notice to putative fathers, and certain actions relating to child support. NOTE: Petitions for orders of protection filed as separate cases are filed under the OP category.
<b>OP</b>	An Order of Protection case number shall be assigned to any petition for an order of protection or civil no contact order that is filed separately from an existing case. NOTE: If it is the practice of a county or circuit not to file orders of protection in existing criminal or civil cases, that practice may be continued and all petitions for orders of protection should be given an OP number.

### JUVENILE CATEGORY

<b>J</b>	A Juvenile case number shall be assigned to any proceeding initiated under the Juvenile Court Act of 1987 (705 ILCS 405/1- 1 <i>et. seq.</i> ) except those defined by the JA and JD categories below.
<b>JA</b>	A Juvenile Abuse and Neglect case number shall be assigned to all cases involving a neglected or abused minor as defined by the Juvenile Court Act of 1987 (705 ILCS 405/2-3(1) and (2)).
<b>JD</b>	A Juvenile Delinquency case number shall be assigned to all cases involving a delinquent minor as defined by the Juvenile Court Act of 1987 (705 ILCS 405/5-105).

### CRIMINAL CATEGORY

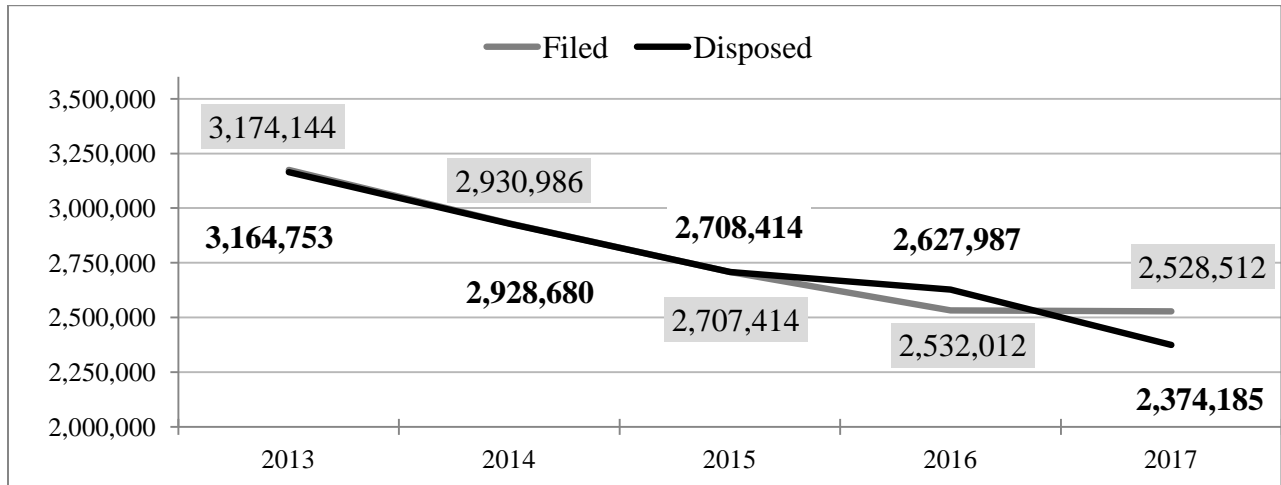
<b>CF</b>	A Felony case number shall be assigned when a complaint, information or indictment is filed in which at least one count charges a felony.
<b>CM</b>	A Misdemeanor case number shall be assigned when a case is filed in which the most serious charge carries a penalty of less than one year imprisonment.
<b>DT</b>	A Driving Under the Influence case number shall be assigned to any case charging a violation of a statute, ordinance, or regulation governing driving under the influence of alcohol, other drug, or combination thereof.

### QUASI-CRIMINAL CATEGORY

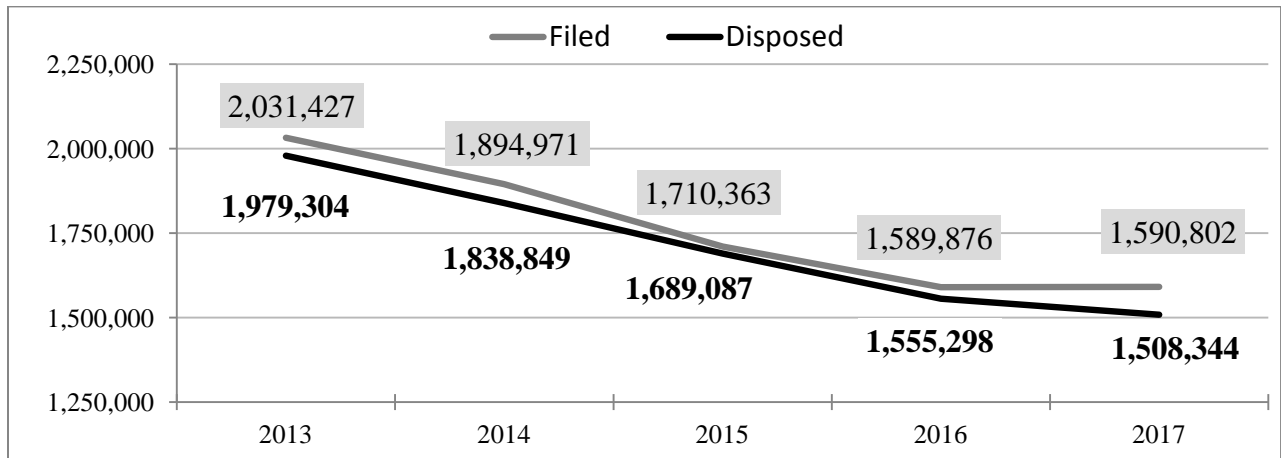
<b>TR</b>	A Traffic case number shall be assigned to any case defined by Supreme Court Rule 501(f), except DUI cases. Note that a violation of a traffic ordinance as defined by Rule 501(f) is given a TR number.
<b>CV</b>	A Conservation case number shall be assigned to any case defined by Supreme Court Rule 501(c).
<b>OV</b>	An Ordinance Violation case number shall be assigned to any case in which violation of a local ordinance is charged. However, violation of a traffic ordinance as defined by Supreme Court Rule 501(f) shall be given a TR or DT number, as appropriate.
<b>CL</b>	A Civil Law case number shall be assigned to all cases for civil law violations charged under paragraph (a), Section 4 of the Cannabis Control Act (720 ILCS 550/4(a)), or Paragraph (c), Section 3.5 of the Drug Paraphernalia Control Act (720 ILCS 600/3.5(c)). In accordance with Supreme Court Rule 589, each Uniform Civil Law Citation form shall be assigned a separate case number.

# CIRCUIT COURTS OF ILLINOIS FIVE-YEAR TRENDS

## Total Caseload

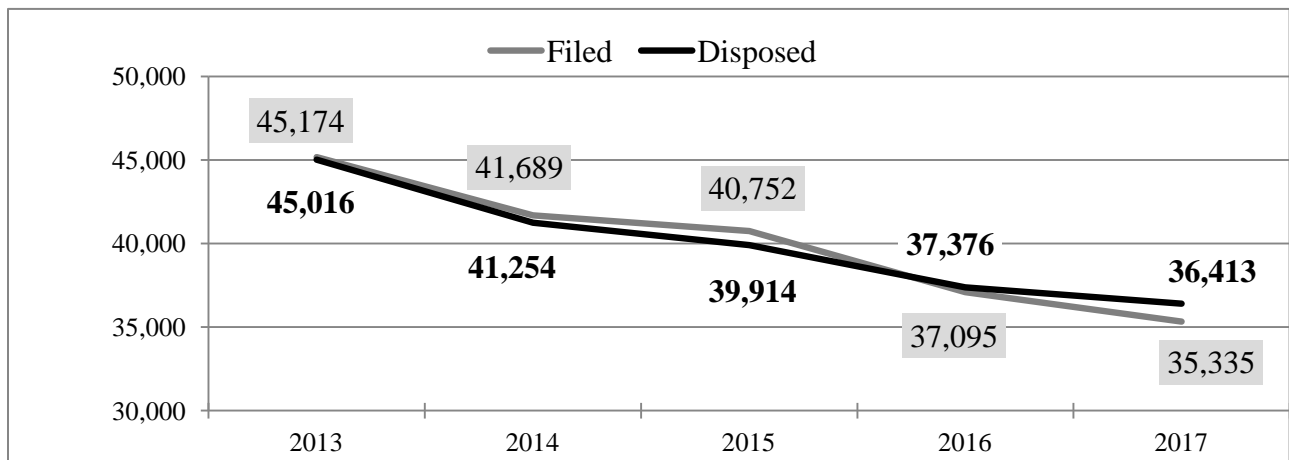


## Traffic Cases\*



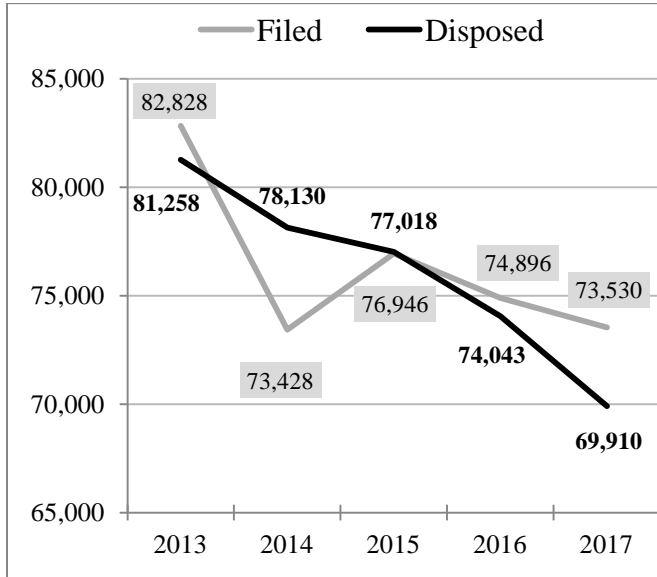
\*Excluding parking tickets and DUI

## DUI Cases

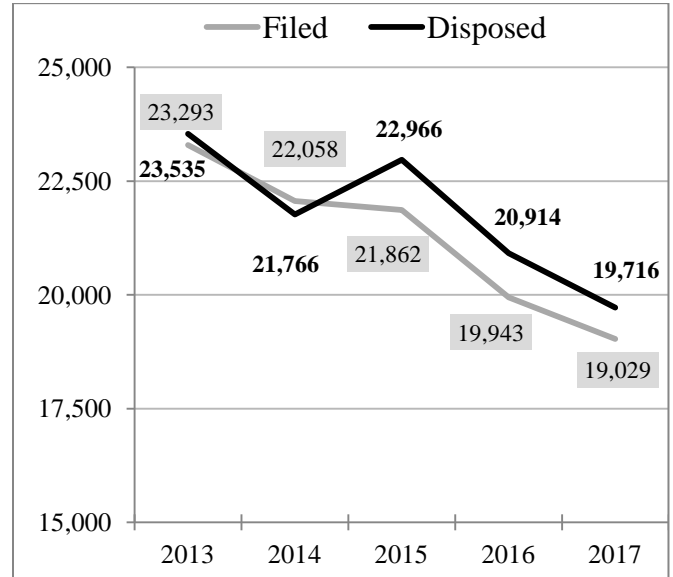


# CIRCUIT COURTS OF ILLINOIS FIVE-YEAR TRENDS

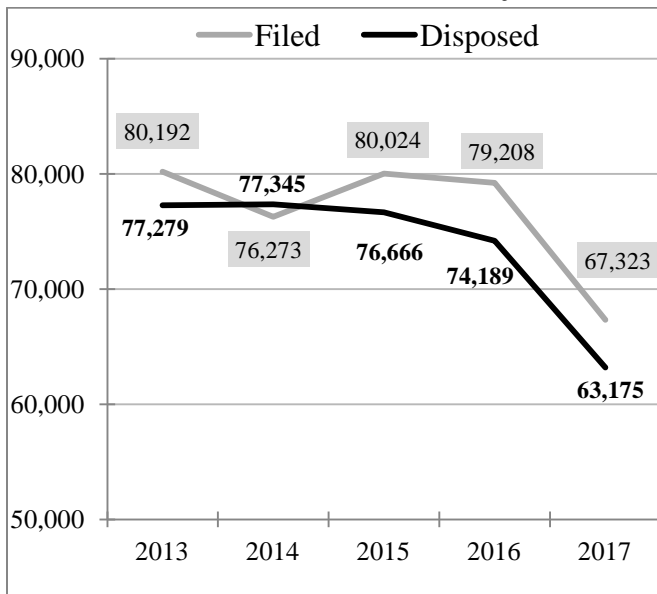
### Felony



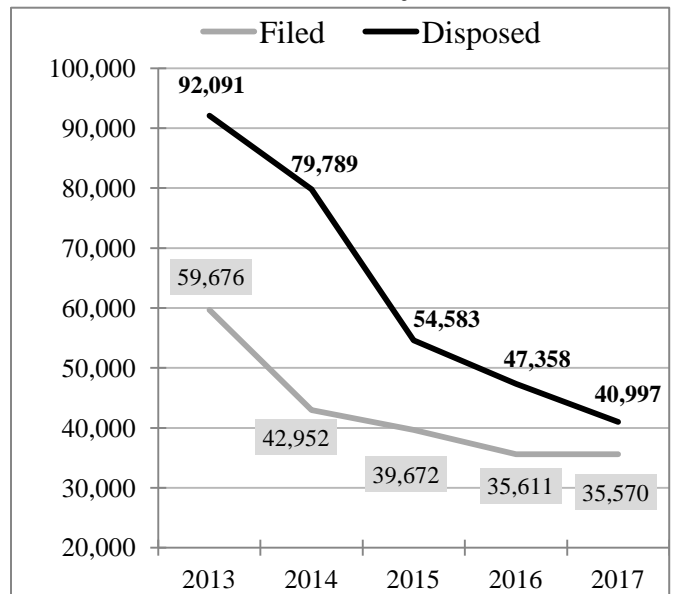
### Juvenile



### Dissolution and Family\*



### Chancery

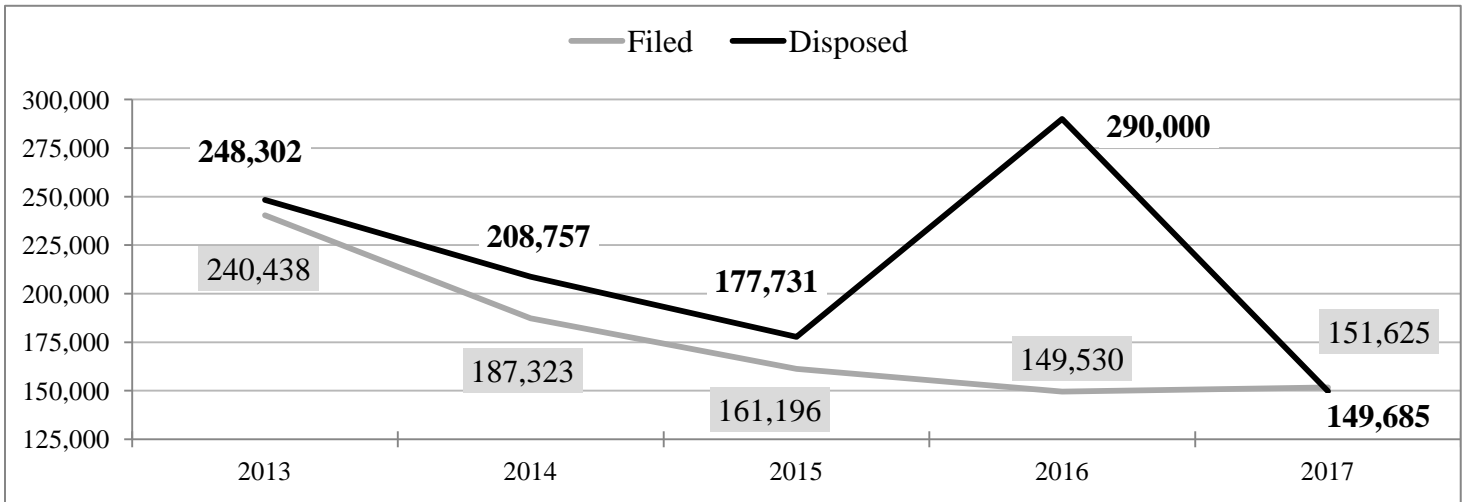


\*2017 report reflects the combined total of Dissolution and Family cases for the past five years.

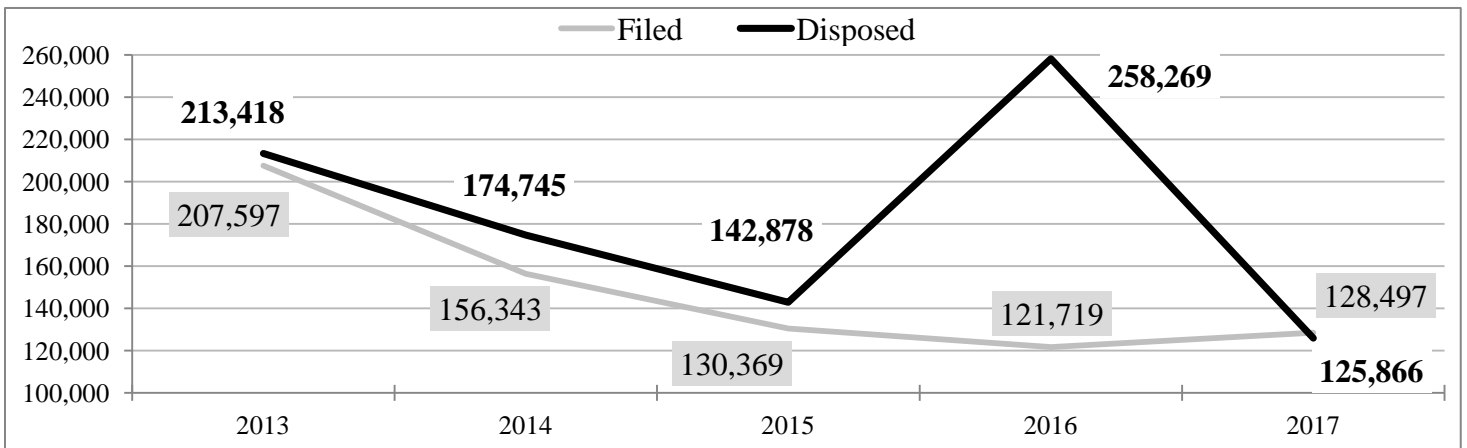


# CIRCUIT COURTS OF ILLINOIS FIVE-YEAR TRENDS

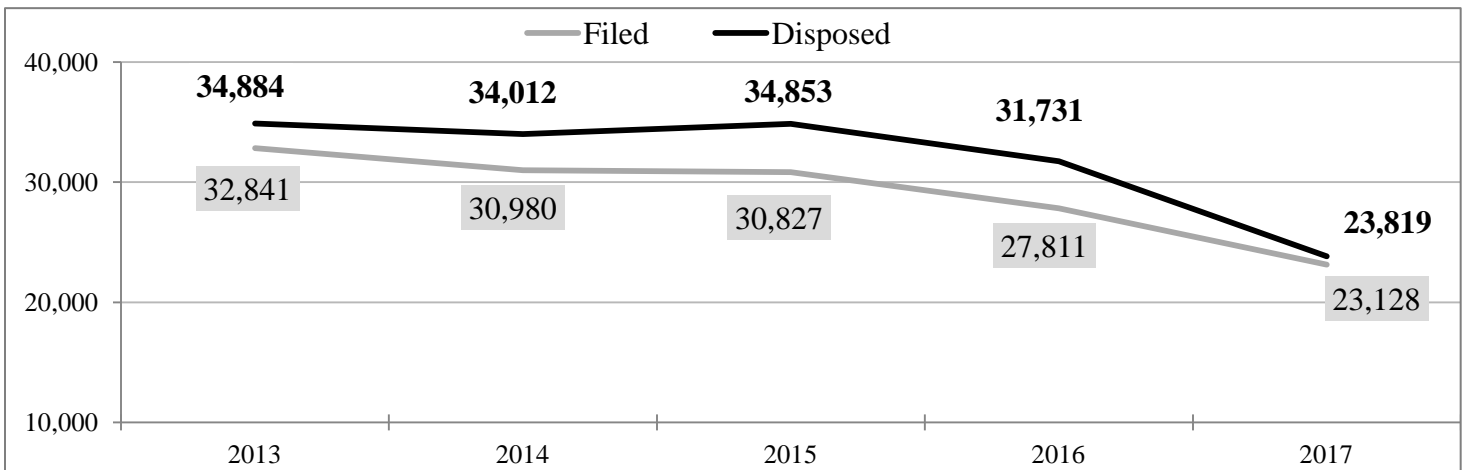
### All Law Cases\*



### Law Cases \$50,000 and Less\*



### Law Cases Over \$50,000



\*The 2016 spike in civil case closures is due to a mass closure of over 208,703 Law Non-Jury < \$50,000 cases in Cook County in 2016, which is approximately 100,000 more cases than the prior year's average of total case closures for this specific case type.



CASELOAD, CLEARANCE RATE  
AND  
STATISTICAL RECORDS  
OF THE  
CIRCUIT COURTS  
OF ILLINOIS

**CASELOAD SUMMARIES BY CIRCUIT  
CIRCUIT COURTS OF ILLINOIS  
CALENDAR YEAR 2017**

CIRCUIT	NEW FILED	REINSTATED	DISPOSED	PENDING AT END
1st .....	69,558	73	64,359	136,396
2nd .....	37,140	16	35,034	46,119
3rd .....	76,042	431	72,569	68,929
4th .....	50,135	112	47,513	38,729
5th .....	31,085	5	26,192	53,884
6th .....	59,498	1,143	56,122	66,578
7th .....	77,151	32	82,957	81,937
8th .....	28,676	10	27,457	20,695
9th .....	32,881	5	31,280	25,605
10th .....	68,134	46	65,671	45,098
11th .....	60,379	900	59,550	42,597
12th .....	126,660	3,757	129,993	81,322
13th .....	36,345	890	36,958	19,055
14th .....	52,875	14	48,340	60,956
15th .....	37,405	1	35,264	27,201
16th .....	84,075	1,237	56,153	78,152
17th .....	77,380	362	77,983	90,997
18th .....	186,033	11,316	195,655	55,617
19th .....	135,107	4,172	137,986	39,016
20th .....	79,397	300	83,722	70,425
21st .....	28,601	0	24,882	58,605
22nd .....	55,913	1,964	58,214	16,730
23rd .....	33,568	1,224	34,699	20,544
DOWNSTATE TOTAL .	1,524,038	28,010	1,488,553	1,245,187
COOK COUNTY .....	1,004,474	22,332	885,632	1,246,808
STATE TOTAL .....	2,528,512	50,342	2,374,185	2,491,995

**CASE FILING RATIO: JUDGE/POPULATION  
CIRCUIT COURTS OF ILLINOIS  
CALENDAR YEAR 2017**

CIRCUIT	NUMBER OF COUNTIES	2017 CENSUS POPULATION ESTIMATE	TOTAL NUMBER OF CASES FILED DURING 2017 **	NUMBER OF JUDGES			NUMBER OF CASES FILED PER JUDGE	NUMBER OF CASES FILED PER 1000 POPULATION
				CIRCUIT	ASSOCIATE	TOTAL*		
1st .....	9	210,107	69,558	14	7	21	3,312.3	331.1
2nd .....	12	193,978	37,140	14	6	20	1,857.0	191.5
3rd .....	2	282,376	76,042	9	13	22	3,456.5	269.3
4th .....	9	237,890	50,135	12	7	19	2,638.7	210.7
5th .....	5	173,891	31,085	12	5	17	1,828.5	178.8
6th .....	6	382,023	59,498	14	11	25	2,379.9	155.7
7th .....	6	315,813	77,151	12	10	22	3,506.9	244.3
8th .....	8	139,104	28,676	11	5	16	1,792.3	206.1
9th .....	6	158,553	32,881	10	4	14	2,348.6	207.4
10th .....	5	339,428	68,134	10	11	21	3,244.5	200.7
11th .....	5	290,059	60,379	10	10	20	3,019.0	208.2
12th .....	1	692,661	126,660	16	20	36	3,518.3	182.9
13th .....	3	193,896	36,345	8	5	13	2,795.8	187.4
14th .....	4	265,872	52,875	12	10	22	2,403.4	198.9
15th .....	5	166,635	37,405	8	8	16	2,337.8	224.5
16th .....	1	534,667	84,075	12	17	29	2,899.1	157.2
17th .....	2	338,291	77,380	10	15	25	3,095.2	228.7
18th .....	1	930,128	186,033	15	28	43	4,326.3	200.0
19th .....	1	703,520	135,107	15	24	39	3,464.3	192.0
20th .....	5	364,314	79,397	12	13	25	3,175.9	217.9
21st .....	2	137,481	28,601	7	5	12	2,383.4	208.0
22nd .....	1	309,122	55,913	8	11	19	2,942.8	180.9
23rd .....	2	230,951	33,568	8	5	13	2,582.2	145.3
DOWNSTATE TOTAL	101	7,590,760	1,524,038	259	250	509	2,994.2	200.8
COOK COUNTY	1	5,211,263	1,004,474	248	136	384	2,615.8	192.8
STATE TOTAL	102	12,802,023	2,528,512	507	386	893	2,831.5	197.5

\*Average number of sitting Circuit Judges

\*\*Total of all cases in all categories: Civil; Domestic Relations; Criminal; Quasi-Criminal; and Juvenile

**CLEARANCE RATES\* BY CIRCUIT  
ALL CASE TYPES**

**CALENDAR YEAR 2017**

Circuit	2017	2016	2015	2014	2013
1st .....	92.4%	92.1%	94.9%	94.1%	93.2%
2nd .....	94.3%	95.8%	98.0%	98.2%	97.5%
3rd .....	94.9%	95.4%	95.9%	98.9%	100.9%
4th .....	94.6%	97.3%	94.1%	98.2%	104.0%
5th .....	84.2%	88.7%	90.3%	89.7%	89.9%
6th .....	92.5%	99.6%	99.8%	97.9%	98.1%
7th .....	107.5%	102.7%	101.1%	98.4%	99.6%
8th .....	95.7%	98.8%	99.7%	99.5%	97.3%
9th .....	95.1%	102.7%	95.8%	95.2%	100.4%
10th .....	96.3%	98.4%	102.3%	89.5%	97.5%
11th .....	97.2%	101.7%	98.5%	98.8%	99.5%
12th .....	99.7%	102.0%	101.3%	101.5%	102.9%
13th .....	99.3%	97.8%	97.5%	100.7%	106.2%
14th .....	91.4%	94.5%	93.1%	96.8%	99.4%
15th .....	94.3%	98.4%	96.3%	100.4%	100.2%
16th .....	65.8%	110.1%	100.4%	100.2%	99.9%
17th .....	100.3%	97.5%	97.8%	97.8%	95.3%
18th .....	99.1%	100.9%	101.0%	101.0%	101.9%
19th .....	99.1%	102.6%	101.2%	101.1%	102.7%
20th .....	105.1%	108.9%	116.3%	101.1%	96.6%
21st .....	87.0%	100.8%	101.8%	95.2%	93.1%
22nd .....	100.6%	100.8%	100.9%	102.6%	102.1%
23rd .....	99.7%	103.2%	102.2%	101.1%	102.2%
DOWNSTATE TOTAL .	95.9%	100.3%	100.1%	98.9%	99.8%
COOK COUNTY . . . .	86.3%	104.0%	95.5%	96.9%	95.6%
STATE TOTAL . . . . .	92.1%	101.8%	98.3%	98.1%	98.0%

**CLEARANCE RATES\* BY CIRCUIT  
CIVIL CATEGORY**

(Arbitration, Chancery, Eminent Domain, Law, Law Magistrate, Municipal Corporation,  
Mental Health, Miscellaneous Remedy, Probate, Small Claims, Tax)

**CALENDAR YEAR 2017**

Circuit	2017	2016	2015	2014	2013
1st .....	93.1%	90.6%	92.1%	93.4%	96.7%
2nd .....	90.2%	89.2%	94.5%	89.1%	94.2%
3rd .....	99.2%	94.3%	103.8%	100.0%	93.4%
4th .....	91.6%	89.1%	89.8%	97.1%	92.7%
5th .....	62.3%	66.0%	72.6%	71.9%	75.1%
6th .....	84.5%	95.7%	91.4%	89.3%	87.6%
7th .....	95.4%	97.4%	100.4%	104.1%	98.0%
8th .....	92.7%	100.8%	103.0%	91.7%	94.9%
9th .....	85.9%	100.9%	92.8%	93.0%	102.8%
10th .....	86.4%	98.4%	110.0%	98.9%	91.2%
11th .....	99.1%	100.0%	92.9%	100.9%	93.2%
12th .....	99.7%	106.2%	112.0%	120.9%	117.2%
13th .....	96.5%	96.7%	101.5%	103.9%	104.8%
14th .....	87.8%	88.2%	92.2%	99.4%	102.0%
15th .....	93.5%	96.5%	100.7%	98.4%	105.6%
16th .....	63.2%	113.9%	98.3%	96.9%	103.8%
17th .....	100.6%	97.9%	99.0%	99.0%	98.4%
18th .....	99.2%	100.9%	102.1%	107.9%	112.2%
19th .....	98.8%	106.1%	104.0%	108.0%	115.1%
20th .....	106.4%	91.5%	110.7%	99.9%	105.5%
21st .....	101.9%	120.8%	99.0%	99.4%	118.3%
22nd .....	98.9%	105.1%	105.9%	111.2%	109.4%
23rd .....	99.5%	109.5%	109.8%	111.4%	117.3%
DOWNSTATE TOTAL .	93.3%	98.6%	100.5%	101.9%	103.3%
COOK COUNTY . . . .	94.3%	154.0%	97.4%	108.3%	103.3%
STATE TOTAL . . . . .	93.8%	127.0%	98.9%	105.1%	103.3%

**CLEARANCE RATES\* BY CIRCUIT  
DOMESTIC RELATIONS CATEGORY**

(Adoption, Dissolution of Marriage, Family, Order of Protection)

**CALENDAR YEAR 2017**

Circuit	2017	2016	2015	2014	2013
1st .....	91.0%	90.1%	93.2%	97.8%	103.3%
2nd .....	90.3%	101.5%	97.1%	89.3%	93.7%
3rd .....	95.0%	95.7%	98.1%	101.8%	98.3%
4th .....	104.9%	90.4%	92.6%	92.4%	92.2%
5th .....	94.7%	69.5%	59.0%	71.4%	69.4%
6th .....	95.3%	79.7%	86.2%	91.1%	86.2%
7th .....	100.0%	97.0%	122.0%	87.8%	89.1%
8th .....	49.4%	95.5%	94.2%	96.1%	92.6%
9th .....	95.9%	97.2%	93.7%	93.7%	103.6%
10th .....	94.2%	92.0%	114.5%	89.0%	81.6%
11th .....	101.5%	102.0%	92.7%	89.9%	98.5%
12th .....	87.2%	104.1%	100.3%	98.9%	105.1%
13th .....	89.0%	97.7%	98.1%	101.3%	100.0%
14th .....	109.6%	86.3%	89.4%	93.2%	89.0%
15th .....	103.9%	93.8%	98.3%	97.8%	96.2%
16th .....	100.4%	95.7%	74.4%	77.3%	58.8%
17th .....	105.3%	94.4%	87.8%	107.4%	83.1%
18th .....	94.8%	91.7%	94.4%	120.2%	95.9%
19th .....	50.4%	98.1%	100.8%	102.3%	103.2%
20th .....	86.8%	90.0%	98.2%	95.3%	94.6%
21st .....	107.2%	83.0%	127.7%	112.6%	88.0%
22nd .....	91.6%	100.7%	96.3%	99.3%	102.7%
23rd .....	95.4%	95.6%	98.6%	106.2%	99.8%
DOWNSTATE TOTAL .	93.3%	93.7%	96.6%	96.6%	91.8%
COOK COUNTY . . . .	76.9%	95.3%	95.6%	102.6%	101.3%
STATE TOTAL . . . . .	87.3%	94.4%	96.2%	99.0%	95.7%

**CLEARANCE RATES\* BY CIRCUIT  
JUVENILE CATEGORY**

(Juvenile, Juvenile Abuse & Neglect, Juvenile Delinquency)

**CALENDAR YEAR 2017**

Circuit	2017	2016	2015	2014	2013
1st .....	62.9%	77.3%	105.1%	77.4%	79.9%
2nd .....	60.7%	84.5%	70.0%	84.7%	78.6%
3rd .....	91.7%	90.0%	90.3%	96.9%	98.2%
4th .....	86.9%	85.8%	106.7%	82.2%	90.8%
5th .....	45.3%	49.6%	31.5%	30.6%	25.5%
6th .....	74.5%	105.0%	87.7%	79.3%	76.7%
7th .....	118.7%	102.3%	85.4%	86.4%	209.6%
8th .....	60.1%	64.7%	72.5%	93.5%	81.0%
9th .....	78.9%	63.5%	83.6%	88.4%	104.4%
10th .....	88.4%	103.3%	116.2%	89.7%	96.9%
11th .....	94.2%	119.9%	92.2%	65.4%	85.2%
12th .....	97.7%	115.4%	98.8%	95.4%	110.5%
13th .....	78.6%	77.7%	90.4%	99.5%	112.9%
14th .....	72.6%	80.6%	72.9%	82.1%	92.7%
15th .....	81.5%	94.0%	82.0%	90.1%	96.1%
16th .....	68.6%	112.6%	110.0%	128.0%	119.1%
17th .....	106.2%	98.4%	106.9%	117.5%	101.9%
18th .....	100.1%	120.2%	106.5%	97.2%	113.1%
19th .....	113.2%	101.5%	95.4%	103.6%	103.5%
20th .....	77.3%	94.5%	90.3%	81.7%	107.3%
21st .....	92.7%	125.7%	115.7%	84.9%	120.8%
22nd .....	102.6%	110.5%	101.0%	108.3%	100.0%
23rd .....	81.6%	106.9%	86.5%	91.4%	91.1%
DOWNSTATE TOTAL .	86.1%	95.7%	92.3%	90.1%	99.2%
COOK COUNTY . . . .	145.3%	123.2%	124.3%	112.9%	101.9%
STATE TOTAL . . . . .	102.5%	103.9%	102.4%	97.7%	100.2%

**CLEARANCE RATES\* BY CIRCUIT  
CRIMINAL CATEGORY**

(Felony, Misdemeanor, DUI)

**CALENDAR YEAR 2017**

Circuit	2017	2016	2015	2014	2013
1st .....	86.0%	93.8%	99.1%	102.7%	104.2%
2nd .....	95.9%	92.0%	100.4%	107.3%	99.6%
3rd .....	90.5%	87.2%	85.0%	94.9%	100.2%
4th .....	90.0%	94.3%	93.0%	94.2%	101.4%
5th .....	89.0%	104.2%	102.0%	96.9%	103.3%
6th .....	91.3%	98.2%	94.1%	96.5%	102.3%
7th .....	107.0%	103.2%	99.0%	105.2%	106.6%
8th .....	91.3%	94.1%	97.5%	102.5%	97.8%
9th .....	108.6%	106.4%	93.0%	100.8%	107.5%
10th .....	95.0%	99.0%	96.8%	99.1%	102.0%
11th .....	96.9%	109.2%	98.3%	97.0%	93.6%
12th .....	99.4%	101.9%	94.8%	96.0%	100.6%
13th .....	102.2%	102.0%	94.2%	102.0%	107.7%
14th .....	91.0%	95.3%	90.5%	94.1%	101.7%
15th .....	96.3%	99.2%	94.2%	97.6%	96.5%
16th .....	72.2%	105.4%	113.4%	95.5%	92.7%
17th .....	98.5%	98.5%	101.7%	97.9%	98.7%
18th .....	99.3%	102.6%	97.4%	102.3%	103.9%
19th .....	98.4%	104.1%	97.9%	101.6%	102.6%
20th .....	104.5%	110.0%	118.0%	95.4%	91.7%
21st .....	71.2%	91.9%	100.6%	111.8%	89.5%
22nd .....	97.1%	96.9%	102.9%	102.7%	98.9%
23rd .....	91.7%	100.5%	104.4%	97.6%	93.5%
DOWNSTATE TOTAL .	94.8%	100.0%	99.0%	99.1%	99.9%
COOK COUNTY . . . .	63.6%	89.0%	101.3%	101.2%	96.0%
STATE TOTAL . . . . .	80.5%	94.9%	100.1%	100.1%	97.8%

**CLEARANCE RATES\* BY CIRCUIT  
QUASI-CRIMINAL CATEGORY**

(Civil Law Violations, Conservation, Ordinance Violation, Traffic)

**CALENDAR YEAR 2017**

Circuit	2017	2016	2015	2014	2013
1st .....	93.4%	92.4%	94.8%	93.5%	91.6%
2nd .....	97.5%	98.1%	99.3%	100.2%	98.8%
3rd .....	94.0%	97.6%	96.4%	99.2%	102.7%
4th .....	96.1%	100.5%	94.9%	100.2%	108.2%
5th .....	97.7%	97.0%	100.5%	98.4%	98.1%
6th .....	97.3%	103.4%	105.3%	101.9%	101.9%
7th .....	110.8%	104.9%	99.3%	97.0%	98.9%
8th .....	98.4%	100.0%	100.4%	101.4%	98.5%
9th .....	94.9%	103.7%	97.8%	94.7%	97.6%
10th .....	99.6%	98.9%	100.1%	86.6%	99.6%
11th .....	97.0%	100.6%	100.3%	99.9%	101.8%
12th .....	99.3%	100.9%	99.8%	98.4%	100.0%
13th .....	100.3%	97.7%	97.1%	99.6%	106.5%
14th .....	92.4%	97.3%	94.4%	97.1%	99.4%
15th .....	93.9%	99.0%	96.0%	101.6%	100.1%
16th .....	66.6%	110.9%	100.5%	102.1%	101.8%
17th .....	100.9%	97.6%	97.8%	96.3%	95.2%
18th .....	99.3%	100.9%	101.3%	99.6%	100.5%
19th .....	98.9%	102.2%	101.2%	99.9%	100.9%
20th .....	106.4%	114.4%	118.7%	103.0%	96.0%
21st .....	82.8%	98.1%	100.0%	90.6%	87.5%
22nd .....	101.0%	100.6%	100.2%	101.3%	101.1%
23rd .....	101.7%	102.8%	100.7%	99.5%	100.6%
DOWNSTATE TOTAL .	96.9%	101.3%	100.5%	98.6%	99.7%
COOK COUNTY . . . .	87.9%	88.8%	93.1%	91.7%	92.3%
STATE TOTAL . . . . .	93.7%	96.8%	97.9%	96.0%	96.8%





**CIVIL AND DOMESTIC RELATIONS CASELOAD STATISTICS BY COUNTY**  
**CIRCUIT COURTS OF ILLINOIS**  
**CALENDAR YEAR 2017**

CIRCUIT / COUNTY		CIVIL															DOMESTIC RELATIONS							
		ARBITRATION	CHANCERY	EMINENT DOMAIN	LAW JURY > \$50,000	LAW NON-JURY > \$50,000	LAW JURY = < \$50,000	LAW NON-JURY = < \$50,000	MUNICIPAL CORPORATION	MENTAL HEALTH	MISC. REMEDY	PROBATE	SMALL CLAIMS	TAX	TOTAL CIVIL CASES	TOTAL ALL CASES*	CIVIL CASES AS % OF ALL CASES	ADOPTION	DISSOLUTION	FAMILY	ORDER OF PROTECTION	TOTAL DOMESTIC RELATIONS CASES	TOTAL ALL CASES*	DOMESTIC RELATIONS CASES AS % OF ALL CASES
1st..... ALEXANDER	New Filed	0	18	0	0	12	0	26	0	0	52	23	93	22	246	3,678	6.7	4	26	36	29	95	3,678	2.6
	Reinstated	0	0	0	0	0	0	0	0	0	0	0	0	0	0	0	0.0	0	0	0	0	0	0	0.0
	Disposed Of	0	4	0	1	2	1	4	0	0	1	0	54	0	67	2,810	2.4	0	13	5	11	29	2,810	1.0
	End Pending	0	140	7	20	75	0	281	1	0	1,023	265	878	325	3,015	36,535	8.3	45	213	683	663	1,604	36,535	4.4
1st..... JACKSON	New Filed	0	73	0	2	103	0	549	0	3	167	101	607	81	1,686	10,907	15.5	8	180	162	155	505	10,907	4.6
	Reinstated	0	1	0	1	0	0	0	0	0	0	0	7	0	9	12	75.0	0	0	3	0	3	12	25.0
	Disposed Of	0	78	0	59	57	2	550	0	0	157	82	673	99	1,757	10,783	16.3	7	200	173	156	536	10,783	5.0
	End Pending	0	80	0	67	164	1	135	4	3	115	400	250	7	1,226	3,845	31.9	3	70	81	11	165	3,845	4.3
1st..... JOHNSON	New Filed	0	22	0	2	7	0	22	0	0	120	36	97	20	326	3,099	10.5	4	52	8	71	135	3,099	4.4
	Reinstated	0	0	0	0	0	0	0	0	0	0	0	0	0	0	1	0.0	0	0	1	0	1	1	100.0
	Disposed Of	0	19	0	2	14	0	28	0	0	100	20	97	21	301	3,131	9.6	3	48	10	66	127	3,131	4.1
	End Pending	0	34	0	18	9	2	14	0	0	77	147	43	5	349	8,247	4.2	2	35	22	11	70	8,247	0.8
1st..... MASSAC	New Filed	0	34	0	0	11	0	76	0	1	72	43	200	33	470	6,606	7.1	6	77	44	90	217	6,606	3.3
	Reinstated	0	0	0	0	0	0	0	0	0	0	0	0	0	0	0	0.0	0	0	0	0	0	0	0.0
	Disposed Of	0	45	0	1	8	0	71	0	0	46	34	213	28	446	5,526	8.1	3	74	11	60	148	5,526	2.7
	End Pending	0	78	0	117	40	0	72	1	2	265	282	154	110	1,121	5,636	19.9	28	103	128	75	334	5,636	5.9
1st..... POPE	New Filed	0	5	0	0	4	0	11	0	0	18	12	31	1	82	1,039	7.9	2	14	10	10	36	1,039	3.5
	Reinstated	0	0	0	0	0	0	0	0	0	0	0	0	0	0	0	0.0	0	0	0	0	0	0	0.0
	Disposed Of	0	5	0	0	1	0	9	0	0	12	13	28	1	69	993	6.9	0	12	3	10	25	993	2.5
	End Pending	0	9	0	0	11	1	9	1	2	43	57	18	0	151	598	25.3	2	9	18	3	32	598	5.4
1st..... PULASKI	New Filed	0	16	0	0	3	0	9	0	0	75	18	41	31	193	14,279	1.4	2	30	32	19	83	14,279	0.6
	Reinstated	0	0	0	0	0	0	0	0	0	0	0	0	0	0	0	0.0	0	0	0	0	0	0	0.0
	Disposed Of	0	5	0	1	4	0	7	0	0	51	0	40	19	127	12,830	1.0	0	19	10	13	42	12,830	0.3
	End Pending	0	101	0	10	65	3	160	0	0	146	327	188	224	1,224	62,402	2.0	7	101	223	100	431	62,402	0.7
1st..... SALINE	New Filed	0	61	0	17	22	0	186	0	3	99	73	324	77	862	5,410	15.9	29	143	77	192	441	5,410	8.2
	Reinstated	0	0	0	0	0	0	0	0	0	0	0	0	0	0	2	0.0	0	2	0	0	2	2	100.0
	Disposed Of	0	48	0	4	35	0	150	0	1	74	32	301	62	707	4,820	14.7	14	137	66	179	396	4,820	8.2
	End Pending	0	121	0	152	97	5	197	0	9	235	556	476	137	1,985	5,159	38.5	97	249	196	136	678	5,159	13.1
1st..... UNION	New Filed	0	42	0	13	18	0	50	0	117	173	49	224	41	727	4,802	15.1	6	105	51	55	217	4,802	4.5
	Reinstated	0	0	0	0	0	0	0	0	0	0	1	0	0	1	2	50.0	1	0	0	0	1	2	50.0
	Disposed Of	0	24	0	3	23	0	59	0	107	130	72	258	57	733	4,551	16.1	3	92	33	57	185	4,551	4.1
	End Pending	0	83	0	39	38	0	42	0	69	172	70	104	30	647	5,011	12.9	5	67	61	1	134	5,011	2.7
1st..... WILLIAMSON	New Filed	0	153	0	126	117	1	456	0	2	379	145	1,143	110	2,632	19,738	13.3	59	373	177	452	1,061	19,738	5.4
	Reinstated	0	5	0	1	0	0	0	0	0	0	2	27	0	35	56	62.5	0	4	15	0	19	56	33.9
	Disposed Of	0	117	1	7	199	5	502	0	1	333	114	1,204	80	2,563	18,915	13.6	54	351	212	457	1,074	18,915	5.7
	End Pending	0	231	1	454	260	3	177	0	1	130	624	509	36	2,426	8,963	27.1	15	198	87	35	335	8,963	3.7

\* TOTAL OF ALL CASES IN ALL CATEGORIES: CIVIL; DOMESTIC RELATIONS; CRIMINAL; QUASI-CRIMINAL; AND JUVENILE

**CIVIL AND DOMESTIC RELATIONS CASELOAD STATISTICS BY COUNTY**  
**CIRCUIT COURTS OF ILLINOIS**  
**CALENDAR YEAR 2017**

CIRCUIT / COUNTY		CIVIL															DOMESTIC RELATIONS							
		ARBITRATION	CHANCERY	EMINENT DOMAIN	LAW JURY > \$50,000	LAW NON-JURY > \$50,000	LAW JURY = < \$50,000	LAW NON-JURY = < \$50,000	CORPORATION	MENTAL HEALTH	MISC. REMEDY	PROBATE	SMALL CLAIMS	TAX	TOTAL CIVIL CASES	TOTAL ALL CASES*	CIVIL CASES AS % OF ALL CASES	ADOPTION	DISSOLUTION	FAMILY	ORDER OF PROTECTION	TOTAL DOMESTIC RELATIONS CASES	TOTAL ALL CASES*	DOMESTIC RELATIONS CASES AS % OF ALL CASES
1st CIRCUIT TOTAL	New Filed	0	424	0	160	297	1	1,385	0	126	1,155	500	2,760	416	7,224	69,558	10.4	120	1,000	597	1,073	2,790	69,558	4.0
	Reinstated	0	6	0	2	0	0	0	0	0	0	3	34	0	45	73	61.6	1	6	19	0	26	73	35.6
	Disposed Of	0	345	1	78	343	8	1,380	0	109	904	367	2,868	367	6,770	64,359	10.5	84	946	523	1,009	2,562	64,359	4.0
	End Pending	0	877	8	877	759	15	1,087	7	86	2,206	2,728	2,620	874	12,144	136,396	8.9	204	1,045	1,499	1,035	3,783	136,396	2.8
2nd..... CRAWFORD	New Filed	0	28	0	2	11	0	76	0	0	67	62	288	28	562	3,293	17.1	14	97	34	148	293	3,293	8.9
	Reinstated	0	0	0	0	0	0	2	0	0	0	0	4	0	6	9	66.7	0	1	0	0	1	9	11.1
	Disposed Of	0	41	0	2	7	0	57	0	0	58	40	250	36	491	3,123	15.7	8	96	25	146	275	3,123	8.8
	End Pending	0	172	0	27	31	0	126	0	0	78	513	266	55	1,268	3,174	39.9	20	214	155	12	401	3,174	12.6
2nd..... EDWARDS	New Filed	0	13	0	0	3	0	13	0	0	13	10	61	9	122	1,185	10.3	1	27	13	26	67	1,185	5.7
	Reinstated	0	0	0	0	0	0	0	0	0	0	0	0	0	0	0	0.0	0	0	0	0	0	0	0.0
	Disposed Of	0	14	0	0	4	0	10	0	0	10	20	69	9	136	1,239	11.0	0	25	16	25	66	1,239	5.3
	End Pending	0	14	0	2	8	0	7	0	1	37	76	17	8	170	530	32.1	1	22	6	1	30	530	5.7
2nd..... FRANKLIN	New Filed	0	114	1	1	77	1	210	0	0	157	111	422	81	1,175	7,359	16.0	22	241	170	473	906	7,359	12.3
	Reinstated	0	0	0	0	0	0	0	0	0	0	0	0	0	0	0	0.0	0	0	0	0	0	0	0.0
	Disposed Of	0	91	1	15	38	0	187	0	0	43	70	415	70	930	6,739	13.8	6	248	22	459	735	6,739	10.9
	End Pending	0	591	0	139	262	18	727	2	3	630	823	1,053	284	4,532	10,463	43.3	104	356	666	116	1,242	10,463	11.9
2nd..... GALLATIN	New Filed	0	7	0	0	2	0	18	0	0	36	16	40	29	148	1,228	12.1	2	36	20	79	137	1,228	11.2
	Reinstated	0	0	0	0	0	0	0	0	0	0	0	0	0	0	0	0.0	0	0	0	0	0	0	0.0
	Disposed Of	0	7	0	1	3	0	10	0	0	20	11	30	17	99	1,243	8.0	2	33	12	76	123	1,243	9.9
	End Pending	0	36	1	2	20	0	64	2	0	59	80	72	36	372	1,135	32.8	1	57	60	44	162	1,135	14.3
2nd..... HAMILTON	New Filed	0	23	0	2	13	0	22	0	0	17	23	84	56	240	1,307	18.4	6	36	19	64	125	1,307	9.6
	Reinstated	0	0	0	0	0	0	0	0	0	0	0	0	0	0	0	0.0	0	0	0	0	0	0	0.0
	Disposed Of	0	19	0	0	8	0	21	0	0	10	18	69	68	213	1,236	17.2	5	29	17	63	114	1,236	9.2
	End Pending	0	16	0	5	14	0	13	0	0	31	86	51	29	245	798	30.7	6	27	16	2	51	798	6.4
2nd..... HARDIN	New Filed	0	9	0	0	5	0	7	0	1	21	10	19	13	85	647	13.1	1	23	11	76	111	647	17.2
	Reinstated	0	0	0	0	0	0	0	0	0	0	0	0	0	0	0	0.0	0	0	0	0	0	0	0.0
	Disposed Of	0	1	0	1	0	0	4	0	1	20	8	13	16	64	666	9.6	0	19	4	69	92	666	13.8
	End Pending	0	19	0	1	23	0	72	0	3	86	75	60	41	380	831	45.7	13	25	83	76	197	831	23.7
2nd..... JEFFERSON	New Filed	0	77	0	34	30	0	211	0	1	221	109	877	89	1,649	8,449	19.5	18	192	124	222	556	8,449	6.6
	Reinstated	0	0	0	0	0	0	0	0	0	1	0	5	0	6	6	100.0	0	0	0	0	0	6	0.0
	Disposed Of	0	65	0	1	73	2	169	0	0	175	80	884	25	1,474	7,736	19.1	11	151	46	173	381	7,736	4.9
	End Pending	0	97	16	120	71	44	930	0	3	518	445	1,450	228	3,922	9,252	42.4	27	75	193	96	391	9,252	4.2
2nd..... LAWRENCE	New Filed	0	25	0	0	15	0	28	0	0	77	44	200	56	445	1,789	24.9	12	83	30	193	318	1,789	17.8
	Reinstated	0	0	0	0	0	0	0	0	0	0	0	0	0	0	0	0.0	0	0	0	0	0	0	0.0
	Disposed Of	0	37	1	5	3	0	23	0	0	67	24	175	50	385	1,603	24.0	10	50	23	181	264	1,603	16.5
	End Pending	0	28	0	11	69	0	20	1	4	199	255	177	144	908	2,955	30.7	13	102	143	26	284	2,955	9.6

\* TOTAL OF ALL CASES IN ALL CATEGORIES: CIVIL; DOMESTIC RELATIONS; CRIMINAL; QUASI-CRIMINAL; AND JUVENILE

**CIVIL AND DOMESTIC RELATIONS CASELOAD STATISTICS BY COUNTY**  
**CIRCUIT COURTS OF ILLINOIS**  
**CALENDAR YEAR 2017**

CIRCUIT / COUNTY		CIVIL															DOMESTIC RELATIONS							
		ARBITRATION	CHANCERY	EMINENT DOMAIN	LAW JURY > \$50,000	LAW NON-JURY > \$50,000	LAW JURY = < \$50,000	LAW NON-JURY = < \$50,000	MUNICIPAL CORPORATION	MENTAL HEALTH	MISC. REMEDY	PROBATE	SMALL CLAIMS	TAX	TOTAL CIVIL CASES	TOTAL ALL CASES*	% OF ALL CASES	ADOPTION	DISSOLUTION	FAMILY	ORDER OF PROTECTION	TOTAL DOMESTIC RELATIONS CASES	TOTAL ALL CASES*	DOMESTIC RELATIONS CASES AS % OF ALL CASES
2nd..... RICHLAND	New Filed	0	20	0	2	13	0	58	0	7	40	53	153	10	356	2,970	12.0	12	91	47	188	338	2,970	11.4
	Reinstated	0	0	0	0	0	0	0	0	0	0	0	0	0	0	0	0.0	0	0	0	0	0	0	0.0
	Disposed Of	0	37	0	3	6	1	49	0	6	42	69	301	12	526	2,800	18.8	16	92	64	183	355	2,800	12.7
	End Pending	0	25	0	28	10	2	23	0	1	45	205	87	4	430	1,952	22.0	1	42	30	7	80	1,952	4.1
2nd..... WABASH	New Filed	0	27	0	0	6	0	38	0	1	43	20	130	18	283	2,254	12.6	7	65	28	119	219	2,254	9.7
	Reinstated	0	0	0	0	0	0	0	0	0	0	0	0	0	0	0	0.0	0	0	0	0	0	0	0.0
	Disposed Of	0	16	0	1	3	0	40	0	0	24	14	122	13	233	2,023	11.5	6	61	20	113	200	2,023	9.9
	End Pending	0	71	0	5	24	1	58	0	1	95	228	183	45	711	2,029	35.0	10	69	67	50	196	2,029	9.7
2nd..... WAYNE	New Filed	0	19	0	3	7	0	45	0	0	23	50	177	25	349	3,153	11.1	5	82	32	195	314	3,153	10.0
	Reinstated	0	0	0	0	0	0	0	0	0	0	0	0	0	0	0	0.0	0	0	0	0	0	0	0.0
	Disposed Of	0	18	0	1	7	1	32	0	0	26	36	158	30	309	3,134	9.9	3	66	45	194	308	3,134	9.8
	End Pending	0	88	0	20	33	2	104	1	2	138	233	322	150	1,093	6,373	17.2	13	118	83	2	216	6,373	3.4
2nd..... WHITE	New Filed	0	34	0	3	5	0	47	0	0	27	48	171	67	402	3,506	11.5	3	76	36	191	306	3,506	8.7
	Reinstated	0	0	0	0	0	0	0	0	0	0	0	0	0	0	1	0.0	0	0	0	0	0	1	0.0
	Disposed Of	0	33	0	14	5	0	49	0	0	23	62	154	57	397	3,492	11.4	4	76	33	192	305	3,492	8.7
	End Pending	0	82	0	17	29	1	58	9	0	25	194	192	48	655	6,627	9.9	8	50	44	4	106	6,627	1.6
2nd CIRCUIT TOTAL	New Filed	0	396	1	47	187	1	773	0	10	742	556	2,622	481	5,816	37,140	15.7	103	1,049	564	1,974	3,690	37,140	9.9
	Reinstated	0	0	0	0	0	0	2	0	0	1	0	9	0	12	16	75.0	0	1	0	0	1	16	6.3
	Disposed Of	0	379	2	44	157	4	651	0	7	518	452	2,640	403	5,257	35,034	15.0	71	946	327	1,874	3,218	35,034	9.2
	End Pending	0	1,239	17	377	594	68	2,202	15	18	1,941	3,213	3,930	1,072	14,686	46,119	31.8	217	1,157	1,546	436	3,356	46,119	7.3
3rd..... BOND	New Filed	0	36	0	5	5	0	63	0	8	85	47	133	16	398	9,036	4.4	14	90	43	107	254	9,036	2.8
	Reinstated	0	0	0	0	0	0	0	0	0	0	0	0	0	0	1	0.0	0	0	0	0	0	1	0.0
	Disposed Of	0	3	0	0	9	0	13	0	5	187	24	36	6	283	8,211	3.4	7	144	17	96	264	8,211	3.2
	End Pending	0	131	0	20	45	3	245	3	6	635	402	760	60	2,310	10,773	21.4	20	185	452	11	668	10,773	6.2
3rd..... MADISON	New Filed	504	803	0	275	1,492	0	1,459	9	246	1,677	693	3,522	316	10,996	67,006	16.4	154	1,103	760	1,848	3,865	67,006	5.8
	Reinstated	8	3	0	18	17	0	8	0	0	6	20	35	0	115	430	26.7	2	2	21	1	26	430	6.0
	Disposed Of	528	831	5	1,413	496	27	1,433	12	242	1,580	706	3,602	263	11,138	64,358	17.3	170	1,096	987	1,846	4,099	64,358	6.4
	End Pending	246	1,152	7	3,118	2,123	6	1,187	5	29	938	3,359	3,131	625	15,926	58,156	27.4	53	659	653	233	1,598	58,156	2.7
3rd..... CIRCUIT TOTAL	New Filed	504	839	0	280	1,497	0	1,522	9	254	1,762	740	3,655	332	11,394	76,042	15.0	168	1,193	803	1,955	4,119	76,042	5.4
	Reinstated	8	3	0	18	17	0	8	0	0	6	20	35	0	115	431	26.7	2	2	21	1	26	431	6.0
	Disposed Of	528	834	5	1,413	505	27	1,446	12	247	1,767	730	3,638	269	11,421	72,569	15.7	177	1,240	1,004	1,942	4,363	72,569	6.0
	End Pending	246	1,283	7	3,138	2,168	9	1,432	8	35	1,573	3,761	3,891	685	18,236	68,929	26.5	73	844	1,105	244	2,266	68,929	3.3
4th..... CHRISTIAN	New Filed	0	68	0	0	38	0	146	0	4	158	115	772	42	1,343	6,380	21.1	12	136	93	338	579	6,380	9.1
	Reinstated	0	0	0	0	0	0	0	0	0	0	2	1	0	3	9	33.3	0	1	0	2	3	9	33.3
	Disposed Of	0	72	8	8	14	0	130	0	2	128	92	753	37	1,244	5,762	21.6	14	137	46	362	559	5,762	9.7
	End Pending	0	59	1	17	49	1	95	3	13	190	899	225	5	1,557	4,915	31.7	9	70	537	0	616	4,915	12.5

\* TOTAL OF ALL CASES IN ALL CATEGORIES: CIVIL; DOMESTIC RELATIONS; CRIMINAL; QUASI-CRIMINAL; AND JUVENILE

**CIVIL AND DOMESTIC RELATIONS CASELOAD STATISTICS BY COUNTY**  
**CIRCUIT COURTS OF ILLINOIS**  
**CALENDAR YEAR 2017**

CIRCUIT / COUNTY		CIVIL															DOMESTIC RELATIONS							
		ARBITRATION	CHANCERY	EMINENT DOMAIN	LAW JURY > \$50,000	LAW NON-JURY > \$50,000	LAW JURY = < \$50,000	LAW NON-JURY = < \$50,000	MUNICIPAL CORPORATION	MENTAL HEALTH	MISC. REMEDY	PROBATE	SMALL CLAIMS	TAX	TOTAL CIVIL CASES	TOTAL ALL CASES*	CIVIL CASES AS % OF ALL CASES	ADOPTION	DISSOLUTION	FAMILY	ORDER OF PROTECTION	TOTAL DOMESTIC RELATIONS CASES	TOTAL ALL CASES*	DOMESTIC RELATIONS CASES AS % OF ALL CASES
4th..... CLAY	New Filed	0	22	0	2	6	1	43	0	0	59	44	170	20	367	1,832	20.0	6	69	32	85	192	1,832	10.5
	Reinstated	0	0	0	0	0	0	0	0	0	0	0	0	0	0	0	0.0	0	0	0	0	0	0	0.0
	Disposed Of	0	15	0	2	8	1	39	0	0	28	36	177	13	319	1,665	19.2	2	74	16	84	176	1,665	10.6
	End Pending	0	18	0	7	10	2	25	0	0	23	153	50	15	303	819	37.0	2	26	43	1	72	819	8.8
4th..... CLINTON	New Filed	0	53	0	12	25	13	103	0	0	153	60	326	39	784	4,229	18.5	7	115	57	133	312	4,229	7.4
	Reinstated	0	0	0	0	0	0	0	0	0	0	0	0	0	0	0	0.0	0	0	0	0	0	0	0.0
	Disposed Of	0	45	0	3	30	1	102	0	0	135	57	314	59	746	4,176	17.9	10	100	33	132	275	4,176	6.6
	End Pending	0	56	0	34	36	13	56	0	0	145	714	138	7	1,199	3,005	39.9	1	147	97	3	248	3,005	8.3
4th..... EFFINGHAM	New Filed	0	36	1	27	24	1	73	0	2	141	96	652	1	1,054	7,680	13.7	9	114	65	116	304	7,680	4.0
	Reinstated	0	0	0	0	0	0	1	0	0	0	0	84	0	85	87	97.7	0	0	0	0	0	87	0.0
	Disposed Of	0	34	2	2	32	0	78	0	2	135	84	688	2	1,059	7,633	13.9	13	114	72	118	317	7,633	4.2
	End Pending	0	33	1	72	38	2	30	4	3	40	335	187	2	747	9,280	8.0	1	61	42	6	110	9,280	1.2
4th..... FAYETTE	New Filed	0	41	0	6	6	16	51	0	0	147	81	300	38	686	9,516	7.2	11	127	76	176	390	9,516	4.1
	Reinstated	0	0	0	0	0	0	0	0	0	0	0	0	0	0	1	0.0	0	1	0	0	1	1	100.0
	Disposed Of	0	47	0	2	7	16	36	0	0	56	63	283	9	519	8,626	6.0	7	99	64	158	328	8,626	3.8
	End Pending	0	44	0	14	23	2	37	4	1	252	316	157	42	892	5,162	17.3	8	77	76	65	226	5,162	4.4
4th..... JASPER	New Filed	0	13	0	1	4	0	19	0	0	33	33	86	1	190	1,911	9.9	4	37	16	48	105	1,911	5.5
	Reinstated	0	0	0	0	0	0	0	0	0	0	0	0	0	0	0	0.0	0	0	0	0	0	0	0.0
	Disposed Of	0	18	0	7	5	0	17	0	0	23	35	90	0	195	1,878	10.4	1	31	12	50	94	1,878	5.0
	End Pending	0	13	0	5	10	0	9	0	1	53	128	20	10	249	897	27.8	5	21	11	6	43	897	4.8
4th..... MARION	New Filed	0	92	0	19	22	1	179	0	10	192	123	439	1	1,078	8,397	12.8	15	177	164	361	717	8,397	8.5
	Reinstated	0	0	0	0	0	0	1	0	0	0	1	9	0	11	15	73.3	0	0	4	0	4	15	26.7
	Disposed Of	0	93	1	0	52	1	183	0	10	127	218	438	1	1,124	8,326	13.5	16	173	177	345	711	8,326	8.5
	End Pending	0	99	0	75	17	4	47	0	1	334	551	138	6	1,272	5,440	23.4	8	109	86	29	232	5,440	4.3
4th..... MONTGOMERY	New Filed	0	79	0	1	28	0	95	0	5	178	79	369	2	836	7,870	10.6	15	131	78	319	543	7,870	6.9
	Reinstated	0	0	0	0	0	0	0	0	0	0	0	0	0	0	0	0.0	0	0	0	0	0	0	0.0
	Disposed Of	0	61	0	5	13	1	79	0	3	166	64	307	3	702	7,395	9.5	13	111	68	322	514	7,395	7.0
	End Pending	0	60	0	10	45	0	45	0	3	181	367	219	11	941	6,310	14.9	9	86	58	14	167	6,310	2.6
4th..... SHELBY	New Filed	0	27	0	7	8	2	58	0	1	41	80	270	35	529	2,320	22.8	8	60	38	136	242	2,320	10.4
	Reinstated	0	0	0	0	0	0	0	0	0	0	0	0	0	0	0	0.0	0	0	0	0	0	0	0.0
	Disposed Of	0	28	0	0	10	0	70	0	1	34	56	242	32	473	2,052	23.1	5	65	54	116	240	2,052	11.7
	End Pending	0	61	0	34	8	7	50	5	0	52	489	308	63	1,077	2,901	37.1	14	70	107	77	268	2,901	9.2
4th CIRCUIT TOTAL	New Filed	0	431	1	75	161	34	767	0	22	1,102	711	3,384	179	6,867	50,135	13.7	87	966	619	1,712	3,384	50,135	6.7
	Reinstated	0	0	0	0	0	0	2	0	0	0	3	94	0	99	112	88.4	0	2	4	2	8	112	7.1
	Disposed Of	0	413	11	29	171	20	734	0	18	832	705	3,292	156	6,381	47,513	13.4	81	904	542	1,687	3,214	47,513	6.8
	End Pending	0	443	2	268	236	31	394	16	22	1,270	3,952	1,442	161	8,237	38,729	21.3	57	667	1,057	201	1,982	38,729	5.1

\* TOTAL OF ALL CASES IN ALL CATEGORIES: CIVIL; DOMESTIC RELATIONS; CRIMINAL; QUASI-CRIMINAL; AND JUVENILE

**CIVIL AND DOMESTIC RELATIONS CASELOAD STATISTICS BY COUNTY**  
**CIRCUIT COURTS OF ILLINOIS**  
**CALENDAR YEAR 2017**

CIRCUIT / COUNTY		CIVIL														DOMESTIC RELATIONS								
		ARBITRATION	CHANCERY	EMINENT DOMAIN	LAW JURY > \$50,000	LAW NON-JURY > \$50,000	LAW JURY = < \$50,000	LAW NON-JURY = < \$50,000	MUNICIPAL CORPORATION	MENTAL HEALTH	MISC. REMEDY	PROBATE	SMALL CLAIMS	TAX	TOTAL CIVIL CASES	TOTAL ALL CASES*	CIVIL CASES AS % OF ALL CASES	ADOPTION	DISSOLUTION	FAMILY	ORDER OF PROTECTION	TOTAL DOMESTIC RELATIONS CASES	TOTAL ALL CASES*	DOMESTIC RELATIONS CASES AS % OF ALL CASES
5th..... CLARK	New Filed	0	34	3	4	6	0	41	0	0	41	48	230	2	409	3,418	12.0	1	58	29	67	155	3,418	4.5
	Reinstated	0	0	0	0	0	0	0	0	0	0	0	0	0	0	5	0.0	0	0	0	0	0	5	0.0
	Disposed Of	0	0	1	1	7	0	32	0	0	2	29	214	0	286	3,065	9.3	0	0	0	0	0	3,065	0.0
	End Pending	0	201	4	23	33	3	75	0	0	261	312	209	6	1,127	4,376	25.8	5	273	182	284	744	4,376	17.0
5th..... COLES	New Filed	0	75	0	0	57	0	446	0	48	333	104	1,169	48	2,280	9,896	23.0	78	221	170	367	836	9,896	8.4
	Reinstated	0	0	0	0	0	0	0	0	0	0	0	0	0	0	0	0.0	0	0	0	0	0	0	0.0
	Disposed Of	0	19	2	1	8	0	314	0	19	11	15	641	22	1,052	7,966	13.2	0	106	0	189	295	7,966	3.7
	End Pending	0	344	4	64	292	7	1,331	0	47	1,514	528	2,334	153	6,618	20,028	33.0	215	551	889	408	2,063	20,028	10.3
5th..... CUMBERLAND	New Filed	0	17	0	0	9	0	22	0	0	46	32	98	10	234	1,828	12.8	4	48	24	61	137	1,828	7.5
	Reinstated	0	0	0	0	0	0	0	0	0	0	0	0	0	0	0	0.0	0	0	0	0	0	0	0.0
	Disposed Of	0	5	0	2	5	1	13	0	0	6	14	61	0	107	1,296	8.3	1	17	5	10	33	1,296	2.5
	End Pending	0	150	0	20	57	3	184	0	4	169	392	417	72	1,468	5,296	27.7	38	174	171	237	620	5,296	11.7
5th..... EDGAR	New Filed	0	29	2	2	21	0	84	0	0	74	66	262	1	541	2,793	19.4	8	83	46	80	217	2,793	7.8
	Reinstated	0	0	0	0	0	0	0	0	0	0	0	0	0	0	0	0.0	0	0	0	0	0	0	0.0
	Disposed Of	0	29	37	1	15	0	59	0	0	49	43	193	0	426	2,521	16.9	1	93	45	74	213	2,521	8.4
	End Pending	0	54	11	42	29	1	172	55	0	173	621	398	36	1,592	3,643	43.7	16	162	90	37	305	3,643	8.4
5th..... VERMILION	New Filed	0	218	0	0	89	0	761	2	4	506	227	1,171	1	2,979	13,150	22.7	48	319	345	628	1,340	13,150	10.2
	Reinstated	0	0	0	0	0	0	0	0	0	0	0	0	0	0	0	0.0	0	0	0	0	0	0	0.0
	Disposed Of	0	149	0	1	33	0	593	0	1	172	110	1,083	0	2,142	11,344	18.9	33	156	176	448	813	11,344	7.2
	End Pending	0	475	20	11	421	0	1,714	3	75	1,305	2,625	1,940	151	8,740	20,541	42.5	63	632	697	475	1,867	20,541	9.1
5th CIRCUIT TOTAL	New Filed	0	373	5	6	182	0	1,354	2	52	1,000	477	2,930	62	6,443	31,085	20.7	139	729	614	1,203	2,685	31,085	8.6
	Reinstated	0	0	0	0	0	0	0	0	0	0	0	0	0	0	5	0.0	0	0	0	0	0	5	0.0
	Disposed Of	0	202	40	6	68	1	1,011	0	20	240	211	2,192	22	4,013	26,192	15.3	35	372	226	721	1,354	26,192	5.2
	End Pending	0	1,224	39	160	832	14	3,476	58	126	3,422	4,478	5,298	418	19,545	53,884	36.3	337	1,792	2,029	1,441	5,599	53,884	10.4
6th..... CHAMPAIGN	New Filed	0	442	4	0	201	0	1,487	1	9	1,186	356	1,978	85	5,749	25,004	23.0	121	574	513	778	1,986	25,004	7.9
	Reinstated	0	7	0	1	57	0	12	0	0	0	54	28	0	159	1,122	14.2	0	1	7	1	9	1,122	0.8
	Disposed Of	0	235	3	122	42	12	1,152	0	5	956	237	1,965	10	4,739	23,863	19.9	116	537	308	741	1,702	23,863	7.1
	End Pending	0	1,376	16	624	1,489	17	6,446	2	21	1,867	4,044	3,690	248	19,840	41,124	48.2	182	1,530	3,569	423	5,704	41,124	13.9
6th..... DEWITT	New Filed	0	51	0	8	4	38	21	0	0	100	68	174	20	484	3,854	12.6	6	74	36	121	237	3,854	6.1
	Reinstated	0	0	0	0	0	0	0	0	0	0	0	0	0	0	0	0.0	0	0	0	0	0	0	0.0
	Disposed Of	0	12	0	2	3	1	6	0	0	15	2	25	14	80	2,988	2.7	0	37	7	99	143	2,988	4.8
	End Pending	0	282	5	15	83	1	224	0	1	625	594	618	55	2,503	4,926	50.8	42	296	270	140	748	4,926	15.2
6th..... DOUGLAS	New Filed	0	39	0	11	9	1	55	0	0	66	55	199	1	436	3,128	13.9	2	78	23	96	199	3,128	6.4
	Reinstated	0	0	0	0	1	0	0	0	0	0	1	3	0	5	5	100.0	0	0	0	0	0	5	0.0
	Disposed Of	0	41	0	18	10	0	45	0	0	71	50	174	4	413	2,907	14.2	1	74	31	95	201	2,907	6.9
	End Pending	0	25	0	20	9	3	33	0	0	11	136	120	0	357	2,772	12.9	5	57	25	3	90	2,772	3.2

\* TOTAL OF ALL CASES IN ALL CATEGORIES: CIVIL; DOMESTIC RELATIONS; CRIMINAL; QUASI-CRIMINAL; AND JUVENILE

**CIVIL AND DOMESTIC RELATIONS CASELOAD STATISTICS BY COUNTY  
CIRCUIT COURTS OF ILLINOIS  
CALENDAR YEAR 2017**

CIRCUIT / COUNTY		CIVIL																DOMESTIC RELATIONS						
		ARBITRATION	CHANCERY	EMINENT DOMAIN	LAW JURY > \$50,000	LAW NON-JURY > \$50,000	LAW JURY = < \$50,000	LAW NON-JURY = < \$50,000	MUNICIPAL CORPORATION	MENTAL HEALTH	MISC. REMEDY	PROBATE	SMALL CLAIMS	TAX	TOTAL CIVIL CASES	TOTAL ALL CASES*	CIVIL CASES AS % OF ALL CASES	ADOPTION	DISSOLUTION	FAMILY	ORDER OF PROTECTION	TOTAL DOMESTIC RELATIONS CASES	TOTAL ALL CASES*	DOMESTIC RELATIONS CASES AS % OF ALL CASES
6th..... MACON	New Filed	0	274	1	6	158	1	1,087	4	24	1,094	353	2,293	3	5,298	22,370	23.7	83	437	451	811	1,782	22,370	8.0
	Reinstated	0	0	0	0	2	0	0	0	0	0	0	2	0	4	9	44.4	0	2	0	0	2	9	22.2
	Disposed Of	0	296	1	9	137	0	966	4	28	1,019	314	2,189	4	4,967	21,418	23.2	83	518	291	706	1,598	21,418	7.5
	End Pending	0	238	0	92	236	2	517	3	0	739	1,676	1,109	17	4,629	14,405	32.1	41	510	680	136	1,367	14,405	9.5
6th..... MOULTRIE	New Filed	0	18	2	2	5	0	46	0	0	20	48	175	10	326	2,089	15.6	3	50	12	67	132	2,089	6.3
	Reinstated	0	3	0	0	0	0	0	0	0	0	1	2	0	6	7	85.7	0	0	0	0	0	7	0.0
	Disposed Of	0	33	4	0	9	0	45	0	0	23	35	187	10	346	2,130	16.2	2	59	19	68	148	2,130	6.9
	End Pending	0	19	2	4	7	0	11	0	0	1	153	47	4	248	752	33.0	1	24	9	0	34	752	4.5
6th..... PIATT	New Filed	0	27	0	4	14	0	36	0	0	84	41	128	16	350	3,053	11.5	0	64	30	112	206	3,053	6.7
	Reinstated	0	0	0	0	0	0	0	0	0	0	0	0	0	0	0	0.0	0	0	0	0	0	0	0.0
	Disposed Of	0	31	0	4	6	2	36	0	0	47	0	148	9	283	2,816	10.0	0	40	7	113	160	2,816	5.7
	End Pending	0	128	2	17	24	1	12	0	0	28	343	254	22	831	2,599	32.0	6	178	143	0	327	2,599	12.6
6th CIRCUIT TOTAL	New Filed	0	851	7	31	391	40	2,732	5	33	2,550	921	4,947	135	12,643	59,498	21.2	215	1,277	1,065	1,985	4,542	59,498	7.6
	Reinstated	0	10	0	1	60	0	12	0	0	0	56	35	0	174	1,143	15.2	0	3	7	1	11	1,143	1.0
	Disposed Of	0	648	8	155	207	15	2,250	4	33	2,131	638	4,688	51	10,828	56,122	19.3	202	1,265	663	1,822	3,952	56,122	7.0
	End Pending	0	2,068	25	772	1,848	24	7,243	5	22	3,271	6,946	5,838	346	28,408	66,578	42.7	277	2,595	4,696	702	8,270	66,578	12.4
7th..... GREENE	New Filed	0	30	0	7	11	0	65	0	3	71	28	206	21	442	2,447	18.1	7	48	27	106	188	2,447	7.7
	Reinstated	0	0	0	0	0	0	1	0	0	0	0	1	0	2	22	9.1	0	0	0	0	0	22	0.0
	Disposed Of	0	32	0	6	9	0	56	0	3	73	54	206	21	460	2,360	19.5	5	66	14	96	181	2,360	7.7
	End Pending	0	16	0	9	15	2	33	0	0	17	67	57	7	223	989	22.5	6	21	33	24	84	989	8.5
7th..... JERSEY	New Filed	0	59	1	0	20	0	72	0	2	55	64	202	24	499	5,354	9.3	11	84	47	105	247	5,354	4.6
	Reinstated	0	0	0	0	0	0	0	0	0	0	0	0	0	0	0	0.0	0	0	0	0	0	0	0.0
	Disposed Of	0	52	0	1	22	0	67	0	2	60	41	219	25	489	5,068	9.6	13	80	40	102	235	5,068	4.6
	End Pending	0	38	2	3	44	0	26	0	0	10	370	49	3	545	2,843	19.2	2	36	25	6	69	2,843	2.4
7th..... MACOUPIN	New Filed	0	126	1	21	22	2	199	0	6	158	146	534	80	1,295	12,607	10.3	14	169	98	382	663	12,607	5.3
	Reinstated	0	0	0	0	0	0	0	0	0	0	0	0	0	0	1	0.0	0	0	0	0	0	1	0.0
	Disposed Of	0	129	1	3	33	0	221	0	1	146	85	504	89	1,212	11,918	10.2	12	179	70	285	546	11,918	4.6
	End Pending	0	90	0	67	29	4	87	20	19	60	689	1,476	19	2,560	11,347	22.6	45	240	442	540	1,267	11,347	11.2
7th..... MORGAN	New Filed	0	60	0	0	22	0	166	0	7	203	114	615	31	1,218	4,800	25.4	7	134	92	254	487	4,800	10.1
	Reinstated	0	0	0	0	1	0	0	0	0	0	0	0	0	1	5	20.0	0	0	0	0	0	5	0.0
	Disposed Of	0	46	0	10	18	0	142	0	8	183	116	524	24	1,071	4,588	23.3	7	113	84	251	455	4,588	9.9
	End Pending	0	45	0	17	35	0	93	0	0	47	718	488	11	1,454	2,714	53.6	11	80	71	8	170	2,714	6.3
7th..... SANGAMON	New Filed	0	435	0	144	138	16	1,916	0	468	1,093	794	5,368	130	10,502	50,719	20.7	87	835	741	2,457	4,120	50,719	8.1
	Reinstated	0	0	0	0	0	0	1	0	0	0	0	3	0	4	4	100.0	0	0	0	0	0	4	0.0
	Disposed Of	0	355	1	162	47	27	1,772	1	481	688	817	5,449	337	10,137	57,877	17.5	88	946	1,181	2,513	4,728	57,877	8.2
	End Pending	0	2,013	4	629	663	666	2,557	14	31	1,142	5,161	12,412	1,010	26,302	63,052	41.7	103	1,577	2,708	848	5,236	63,052	8.3

\* TOTAL OF ALL CASES IN ALL CATEGORIES: CIVIL; DOMESTIC RELATIONS; CRIMINAL; QUASI-CRIMINAL; AND JUVENILE

**CIVIL AND DOMESTIC RELATIONS CASELOAD STATISTICS BY COUNTY**  
**CIRCUIT COURTS OF ILLINOIS**  
**CALENDAR YEAR 2017**

CIRCUIT / COUNTY		CIVIL														DOMESTIC RELATIONS								
		ARBITRATION	CHANCERY	EMINENT DOMAIN	LAW JURY > \$50,000	LAW NON-JURY > \$50,000	LAW JURY = < \$50,000	LAW NON-JURY = < \$50,000	CORPORATION	MENTAL HEALTH	MISC. REMEDY	PROBATE	SMALL CLAIMS	TAX	TOTAL CIVIL CASES	TOTAL ALL CASES*	CIVIL CASES AS % OF ALL CASES	ADOPTION	DISSOLUTION	FAMILY	ORDER OF PROTECTION	TOTAL DOMESTIC RELATIONS CASES	TOTAL ALL CASES*	DOMESTIC RELATIONS CASES AS % OF ALL CASES
7th..... SCOTT	New Filed	0	10	0	0	5	0	12	0	1	21	17	36	7	109	1,224	8.9	1	14	13	32	60	1,224	4.9
	Reinstated	0	0	0	0	0	0	0	0	0	0	0	0	0	0	0	0.0	0	0	0	0	0	0	0.0
	Disposed Of	0	4	0	0	1	0	6	0	0	4	3	34	2	54	1,146	4.7	1	10	1	21	33	1,146	2.9
	End Pending	0	12	1	2	11	1	16	0	1	40	142	34	11	271	992	27.3	2	15	36	5	58	992	5.8
7th CIRCUIT TOTAL	New Filed	0	720	2	172	218	18	2,430	0	487	1,601	1,163	6,961	293	14,065	77,151	18.2	127	1,284	1,018	3,336	5,765	77,151	7.5
	Reinstated	0	0	0	0	1	0	2	0	0	0	0	4	0	7	32	21.9	0	0	0	0	0	32	0.0
	Disposed Of	0	618	2	182	130	27	2,264	1	495	1,154	1,116	6,936	498	13,423	82,957	16.2	126	1,394	1,390	3,268	6,178	82,957	7.4
	End Pending	0	2,214	7	727	797	673	2,812	34	51	1,316	7,147	14,516	1,061	31,355	81,937	38.3	169	1,969	3,315	1,431	6,884	81,937	8.4
8th..... ADAMS	New Filed	0	91	0	1	57	0	307	0	327	186	179	1,607	36	2,791	12,733	21.9	48	269	219	651	1,187	12,733	9.3
	Reinstated	0	0	0	0	0	0	0	0	0	0	0	0	0	0	0	0.0	0	0	0	0	0	0	0.0
	Disposed Of	0	86	0	10	47	0	305	0	313	173	190	1,559	37	2,720	12,552	21.7	42	254	179	628	1,103	12,552	8.8
	End Pending	0	53	0	12	90	0	182	0	41	49	658	1,151	8	2,244	7,728	29.0	26	132	167	71	396	7,728	5.1
8th..... BROWN	New Filed	0	9	0	0	3	0	12	0	1	49	15	64	4	157	1,057	14.9	2	30	12	40	84	1,057	7.9
	Reinstated	0	0	0	0	0	0	0	0	0	0	0	0	0	0	0	0.0	0	0	0	0	0	0	0.0
	Disposed Of	0	9	0	0	1	0	11	0	0	44	8	54	5	132	1,007	13.1	0	32	11	41	84	1,007	8.3
	End Pending	0	5	0	1	7	0	4	0	2	39	58	37	5	158	608	26.0	6	24	27	1	58	608	9.5
8th..... CALHOUN	New Filed	0	5	1	0	0	0	10	0	0	11	12	34	7	80	887	9.0	1	11	3	7	22	887	2.5
	Reinstated	0	0	0	0	0	0	0	0	0	0	0	0	0	0	0	0.0	0	0	0	0	0	0	0.0
	Disposed Of	0	8	0	2	3	0	11	0	0	16	17	37	14	108	886	12.2	1	15	4	2	22	886	2.5
	End Pending	0	6	1	3	1	0	2	0	0	12	58	12	3	98	411	23.8	1	9	2	2	14	411	3.4
8th..... CASS	New Filed	0	31	0	1	4	0	32	0	0	37	30	213	26	374	1,994	18.8	16	52	42	85	195	1,994	9.8
	Reinstated	0	0	0	0	0	0	0	0	0	0	1	0	0	1	1	100.0	0	0	0	0	0	1	0.0
	Disposed Of	0	21	0	1	4	0	33	0	0	33	35	214	19	360	1,871	19.2	14	51	38	85	188	1,871	10.0
	End Pending	0	26	0	9	7	0	14	3	0	24	185	44	10	322	1,267	25.4	4	29	31	13	77	1,267	6.1
8th..... MASON	New Filed	0	48	0	4	2	1	35	0	0	96	60	231	18	495	3,528	14.0	1	53	40	110	204	3,528	5.8
	Reinstated	0	0	0	0	0	0	0	0	0	0	0	0	0	0	5	0.0	0	0	0	0	0	5	0.0
	Disposed Of	0	23	0	3	2	0	34	0	0	92	53	164	17	388	3,224	12.0	0	34	4	96	134	3,224	4.2
	End Pending	0	98	1	10	10	2	37	15	4	60	369	180	48	834	3,296	25.3	16	57	167	66	306	3,296	9.3
8th..... MENARD	New Filed	0	30	0	1	2	0	14	0	1	30	39	143	1	261	1,312	19.9	3	32	17	34	86	1,312	6.6
	Reinstated	0	0	0	0	0	0	0	0	0	0	0	0	0	0	0	0.0	0	0	0	0	0	0	0.0
	Disposed Of	0	22	0	0	5	0	18	0	0	31	28	124	2	230	1,269	18.1	2	36	12	36	86	1,269	6.8
	End Pending	0	31	0	7	2	2	9	1	1	11	171	44	2	281	755	37.2	2	19	16	5	42	755	5.6
8th..... PIKE	New Filed	0	26	0	4	10	0	57	0	14	136	54	238	29	568	4,888	11.6	6	79	42	149	276	4,888	5.6
	Reinstated	0	1	0	0	0	0	0	0	0	0	0	0	0	1	2	50.0	0	1	0	0	1	2	50.0
	Disposed Of	0	30	0	4	5	0	44	0	11	57	44	240	17	452	4,504	10.0	4	70	40	146	260	4,504	5.8
	End Pending	0	58	1	15	22	1	68	20	11	189	235	258	92	970	5,312	18.3	5	49	37	38	129	5,312	2.4

\* TOTAL OF ALL CASES IN ALL CATEGORIES: CIVIL; DOMESTIC RELATIONS; CRIMINAL; QUASI-CRIMINAL; AND JUVENILE



**CIVIL AND DOMESTIC RELATIONS CASELOAD STATISTICS BY COUNTY**  
**CIRCUIT COURTS OF ILLINOIS**  
**CALENDAR YEAR 2017**

CIRCUIT / COUNTY		CIVIL															DOMESTIC RELATIONS							
		ARBITRATION	CHANCERY	EMINENT DOMAIN	LAW JURY > \$50,000	LAW NON-JURY > \$50,000	LAW JURY = < \$50,000	LAW NON-JURY = < \$50,000	MUNICIPAL CORPORATION	MENTAL HEALTH	MISC. REMEDY	PROBATE	SMALL CLAIMS	TAX	TOTAL CIVIL CASES	TOTAL ALL CASES*	CIVIL CASES AS % OF ALL CASES	ADOPTION	DISSOLUTION	FAMILY	ORDER OF PROTECTION	TOTAL DOMESTIC RELATIONS CASES	TOTAL ALL CASES*	DOMESTIC RELATIONS CASES AS % OF ALL CASES
8th..... SCHUYLER	New Filed	0	10	0	7	4	0	20	0	0	34	25	123	1	224	2,277	9.8	1	22	9	34	66	2,277	2.9
	Reinstated	0	0	0	1	0	0	0	0	0	0	1	0	0	2	2	100.0	0	0	0	0	0	2	0.0
	Disposed Of	0	8	0	1	2	0	14	0	0	34	33	109	0	201	2,144	9.4	2	23	9	31	65	2,144	3.0
	End Pending	0	21	0	17	2	0	14	1	1	38	93	74	17	278	1,318	21.1	0	14	17	9	40	1,318	3.0
8th CIRCUIT TOTAL	New Filed	0	250	1	18	82	1	487	0	343	579	414	2,653	122	4,950	28,676	17.3	78	548	384	1,110	2,120	28,676	7.4
	Reinstated	0	1	0	1	0	0	0	0	0	0	2	0	0	4	10	40.0	0	1	0	0	1	10	10.0
	Disposed Of	0	207	0	21	69	0	470	0	324	480	408	2,501	111	4,591	27,457	16.7	65	515	297	1,065	1,942	27,457	7.1
	End Pending	0	298	3	74	141	5	330	40	60	422	1,827	1,800	185	5,185	20,695	25.1	60	333	464	205	1,062	20,695	5.1
9th..... FULTON	New Filed	0	78	1	17	20	0	123	0	0	160	103	436	55	993	6,518	15.2	8	131	71	301	511	6,518	7.8
	Reinstated	0	0	0	0	0	0	2	0	0	0	3	0	0	5	5	100.0	0	0	0	0	0	5	0.0
	Disposed Of	0	76	0	11	10	0	96	0	0	138	71	430	49	881	6,177	14.3	15	114	80	297	506	6,177	8.2
	End Pending	0	99	3	32	31	2	76	0	0	63	440	238	28	1,012	3,342	30.3	4	90	53	31	178	3,342	5.3
9th..... HANCOCK	New Filed	0	34	0	7	0	0	36	0	0	108	61	302	78	626	2,954	21.2	6	62	23	85	176	2,954	6.0
	Reinstated	0	0	0	0	0	0	0	0	0	0	0	0	0	0	0	0.0	0	0	0	0	0	0	0.0
	Disposed Of	0	38	0	3	0	0	43	0	0	109	57	304	47	601	2,757	21.8	6	68	30	77	181	2,757	6.6
	End Pending	0	32	0	32	0	0	46	0	0	28	226	370	45	779	2,333	33.4	1	68	56	80	205	2,333	8.8
9th..... HENDERSON	New Filed	0	7	0	2	2	0	7	0	0	67	33	78	12	208	3,221	6.5	0	36	14	51	101	3,221	3.1
	Reinstated	0	0	0	0	0	0	0	0	0	0	0	0	0	0	0	0.0	0	0	0	0	0	0	0.0
	Disposed Of	0	8	0	2	3	0	8	1	0	37	17	51	6	133	2,881	4.6	2	27	11	50	90	2,881	3.1
	End Pending	0	9	0	3	13	1	9	0	0	103	194	60	38	430	1,575	27.3	0	25	50	15	90	1,575	5.7
9th..... KNOX	New Filed	0	92	1	25	30	2	343	1	37	196	209	675	55	1,666	10,905	15.3	16	199	165	393	773	10,905	7.1
	Reinstated	0	0	0	0	0	0	0	0	0	0	0	0	0	0	0	0.0	0	0	0	0	0	0	0.0
	Disposed Of	0	91	1	23	15	1	334	0	36	129	146	668	54	1,498	10,355	14.5	14	197	164	382	757	10,355	7.3
	End Pending	0	55	1	2	102	40	47	1	1	114	1,018	344	34	1,759	8,368	21.0	11	214	148	82	455	8,368	5.4
9th..... MCDONOUGH	New Filed	0	31	0	14	0	0	123	0	9	164	93	565	37	1,036	5,923	17.5	13	106	71	124	314	5,923	5.3
	Reinstated	0	0	0	0	0	0	0	0	0	0	0	0	0	0	0	0.0	0	0	0	0	0	0	0.0
	Disposed Of	0	34	0	12	3	0	103	0	8	90	51	489	42	832	6,023	13.8	10	84	62	123	279	6,023	4.6
	End Pending	0	114	0	32	16	26	264	0	7	361	632	977	27	2,456	6,928	35.5	6	167	322	295	790	6,928	11.4
9th..... WARREN	New Filed	0	20	0	0	7	0	45	0	3	105	56	123	15	374	3,360	11.1	4	61	39	89	193	3,360	5.7
	Reinstated	0	0	0	0	0	0	0	0	0	0	0	0	0	0	0	0.0	0	0	0	0	0	0	0.0
	Disposed Of	0	22	0	3	6	0	50	0	2	59	16	99	14	271	3,087	8.8	4	63	17	75	159	3,087	5.2
	End Pending	0	24	0	9	13	0	24	0	3	152	274	116	21	636	3,059	20.8	12	38	95	30	175	3,059	5.7
9th CIRCUIT TOTAL	New Filed	0	262	2	65	59	2	677	1	49	800	555	2,179	252	4,903	32,881	14.9	47	595	383	1,043	2,068	32,881	6.3
	Reinstated	0	0	0	0	0	0	2	0	0	0	3	0	0	5	5	100.0	0	0	0	0	0	5	0.0
	Disposed Of	0	269	1	54	37	1	634	1	46	562	358	2,041	212	4,216	31,280	13.5	51	553	364	1,004	1,972	31,280	6.3
	End Pending	0	333	4	110	175	69	466	1	11	821	2,784	2,105	193	7,072	25,605	27.6	34	602	724	533	1,893	25,605	7.4

\* TOTAL OF ALL CASES IN ALL CATEGORIES: CIVIL; DOMESTIC RELATIONS; CRIMINAL; QUASI-CRIMINAL; AND JUVENILE

**CIVIL AND DOMESTIC RELATIONS CASELOAD STATISTICS BY COUNTY**  
**CIRCUIT COURTS OF ILLINOIS**  
**CALENDAR YEAR 2017**

CIRCUIT / COUNTY		CIVIL																DOMESTIC RELATIONS							
		ARBITRATION	CHANCERY	EMINENT DOMAIN	LAW JURY > \$50,000	LAW NON-JURY > \$50,000	LAW JURY = < \$50,000	LAW NON-JURY = < \$50,000	MUNICIPAL CORPORATION	MENTAL HEALTH	MISC. REMEDY	PROBATE	SMALL CLAIMS	TAX	TOTAL CIVIL CASES	TOTAL ALL CASES*	% OF ALL CASES	ADOPTION	DISSOLUTION	FAMILY	ORDER OF PROTECTION	TOTAL DOMESTIC RELATIONS CASES	TOTAL ALL CASES*	DOMESTIC RELATIONS CASES AS % OF ALL CASES	
10th..... MARSHALL	New Filed	0	23	0	4	3	0	51	0	0	23	50	107	15	276	1,351	20.4	3	40	20	48	111	1,351	8.2	
	Reinstated	0	0	0	0	0	0	0	0	0	0	0	0	0	0	0	0.0	0	0	0	0	0	0	0.0	
	Disposed Of	0	33	0	1	7	0	41	0	0	17	44	115	14	272	1,391	19.6	4	42	11	44	101	1,391	7.3	
	End Pending	0	18	0	9	4	0	17	0	0	15	106	65	14	248	1,270	19.5	1	10	15	1	27	1,270	2.1	
10th..... PEORIA	New Filed	0	522	2	19	316	1	1,636	0	359	942	499	2,319	221	6,836	34,130	20.0	164	601	789	1,569	3,123	34,130	9.2	
	Reinstated	0	0	0	0	0	0	0	0	0	0	0	0	0	0	29	0.0	0	0	0	0	0	29	0.0	
	Disposed Of	0	535	0	53	245	0	1,431	0	323	830	383	2,095	174	6,069	32,345	18.8	148	568	578	1,516	2,810	32,345	8.7	
	End Pending	0	362	5	126	703	3	1,128	0	95	227	183	1,720	123	4,675	30,117	15.5	132	373	2,790	237	3,532	30,117	11.7	
10th..... PUTNAM	New Filed	0	8	0	2	4	0	11	0	0	32	17	55	6	135	988	13.7	0	22	5	9	36	988	3.6	
	Reinstated	0	0	0	0	0	0	1	0	0	0	3	0	0	4	4	100.0	0	0	0	0	0	4	0.0	
	Disposed Of	0	8	0	0	8	0	10	0	0	26	10	37	2	101	960	10.5	0	18	0	9	27	960	2.8	
	End Pending	0	7	0	3	5	1	7	0	0	16	55	39	12	145	557	26.0	0	20	10	0	30	557	5.4	
10th..... STARK	New Filed	0	11	0	0	2	0	12	0	0	15	31	51	3	125	727	17.2	1	18	10	28	57	727	7.8	
	Reinstated	0	1	0	0	0	0	0	0	0	0	0	0	0	1	1	100.0	0	0	0	0	0	1	0.0	
	Disposed Of	0	5	0	5	0	0	10	0	0	10	22	49	3	104	707	14.7	1	15	11	28	55	707	7.8	
	End Pending	0	15	0	4	0	0	8	0	0	9	89	19	3	147	380	38.7	1	12	9	0	22	380	5.8	
10th..... TAZEWELL	New Filed	0	329	3	55	79	10	567	0	0	278	341	1,424	67	3,153	30,938	10.2	35	560	274	996	1,865	30,938	6.0	
	Reinstated	0	0	0	0	0	0	2	0	0	0	4	5	0	11	12	91.7	0	0	0	0	0	12	0.0	
	Disposed Of	0	304	4	3	104	2	503	0	1	133	177	1,270	58	2,559	30,268	8.5	10	513	173	1,001	1,697	30,268	5.6	
	End Pending	0	492	1	205	169	28	469	2	0	357	2,229	1,077	96	5,125	12,774	40.1	29	433	256	73	791	12,774	6.2	
10th CIRCUIT TOTAL	New Filed	0	893	5	80	404	11	2,277	0	359	1,290	938	3,956	312	10,525	68,134	15.4	203	1,241	1,098	2,650	5,192	68,134	7.6	
	Reinstated	0	1	0	0	0	0	3	0	0	0	4	8	0	16	46	34.8	0	0	0	0	0	46	0.0	
	Disposed Of	0	885	4	62	364	2	1,995	0	324	1,016	636	3,566	251	9,105	65,671	13.9	163	1,156	773	2,598	4,690	65,671	7.1	
	End Pending	0	894	6	347	881	32	1,629	2	95	624	2,662	2,920	248	10,340	45,098	22.9	163	848	3,080	311	4,402	45,098	9.8	
11th..... FORD	New Filed	14	37	0	10	5	0	29	0	0	88	48	165	23	419	2,823	14.8	5	64	46	99	214	2,823	7.6	
	Reinstated	0	0	0	0	0	0	0	0	0	0	0	2	0	2	2	100.0	0	0	0	0	0	2	0.0	
	Disposed Of	15	33	0	2	8	0	27	0	0	23	51	127	12	298	2,176	13.7	7	52	17	92	168	2,176	7.7	
	End Pending	27	54	0	27	26	2	27	0	0	109	299	305	24	900	4,749	19.0	11	42	54	11	118	4,749	2.5	
11th..... LIVINGSTON	New Filed	0	71	0	5	20	0	188	0	3	224	126	475	39	1,151	7,481	15.4	20	114	50	149	333	7,481	4.5	
	Reinstated	0	0	0	0	0	0	0	0	0	0	0	0	0	0	0	0.0	0	0	0	0	0	0	0.0	
	Disposed Of	0	67	0	8	19	2	181	0	1	215	123	496	35	1,147	7,381	15.5	17	129	39	148	333	7,381	4.5	
	End Pending	0	100	4	26	54	1	74	14	3	135	287	233	67	998	6,506	15.3	13	86	30	0	129	6,506	2.0	
11th..... LOGAN	New Filed	0	60	1	7	10	1	116	0	5	208	91	713	23	1,235	6,603	18.7	17	123	71	308	519	6,603	7.9	
	Reinstated	0	0	0	0	0	0	0	0	0	0	0	0	0	0	0	0.0	0	0	0	0	0	0	0.0	
	Disposed Of	0	73	1	0	17	0	117	0	5	178	53	670	20	1,134	6,316	18.0	14	120	47	302	483	6,316	7.6	
	End Pending	0	52	0	25	22	2	21	31	0	56	1,118	179	10	1,516	6,018	25.2	10	74	106	3	193	6,018	3.2	

\* TOTAL OF ALL CASES IN ALL CATEGORIES: CIVIL; DOMESTIC RELATIONS; CRIMINAL; QUASI-CRIMINAL; AND JUVENILE

**CIVIL AND DOMESTIC RELATIONS CASELOAD STATISTICS BY COUNTY**  
**CIRCUIT COURTS OF ILLINOIS**  
**CALENDAR YEAR 2017**

CIRCUIT / COUNTY		CIVIL															DOMESTIC RELATIONS							
		ARBITRATION	CHANCERY	EMINENT DOMAIN	LAW JURY > \$50,000	LAW NON-JURY > \$50,000	LAW JURY = < \$50,000	LAW NON-JURY = < \$50,000	MUNICIPAL CORPORATION	MENTAL HEALTH	MISC. REMEDY	PROBATE	SMALL CLAIMS	TAX	TOTAL CIVIL CASES	TOTAL ALL CASES*	CIVIL CASES AS % OF ALL CASES	ADOPTION	DISSOLUTION	FAMILY	ORDER OF PROTECTION	TOTAL DOMESTIC RELATIONS CASES	TOTAL ALL CASES*	DOMESTIC RELATIONS CASES AS % OF ALL CASES
11th..... MCLEAN	New Filed	194	259	0	80	89	0	955	0	502	800	315	2,035	0	5,229	38,700	13.5	93	548	338	695	1,674	38,700	4.3
	Reinstated	37	0	0	0	0	1	42	0	0	2	1	287	0	370	896	41.3	0	5	16	0	21	896	2.3
	Disposed Of	265	288	0	70	115	2	980	0	483	771	399	2,390	0	5,763	39,267	14.7	81	559	333	695	1,668	39,267	4.2
	End Pending	94	388	12	115	326	1	191	0	25	649	1,907	406	18	4,132	17,690	23.4	54	513	412	2	981	17,690	5.5
11th..... WOODFORD	New Filed	0	64	1	12	10	0	73	0	0	92	121	242	1	616	4,772	12.9	7	119	42	182	350	4,772	7.3
	Reinstated	0	0	0	0	0	0	0	0	0	0	0	2	0	2	2	100.0	0	0	0	0	0	2	0.0
	Disposed Of	0	63	0	12	2	0	86	0	0	69	117	249	0	598	4,410	13.6	3	108	44	150	305	4,410	6.9
	End Pending	0	74	1	24	16	4	27	0	0	88	494	143	21	892	7,634	11.7	17	1,237	304	64	1,622	7,634	21.2
11th CIRCUIT TOTAL	New Filed	208	491	2	114	134	1	1,361	0	510	1,412	701	3,630	86	8,650	60,379	14.3	142	968	547	1,433	3,090	60,379	5.1
	Reinstated	37	0	0	0	0	1	42	0	0	2	1	291	0	374	900	41.6	0	5	16	0	21	900	2.3
	Disposed Of	280	524	1	92	161	4	1,391	0	489	1,256	743	3,932	67	8,940	59,550	15.0	122	968	480	1,387	2,957	59,550	5.0
	End Pending	121	668	17	217	444	10	340	45	28	1,037	4,105	1,266	140	8,438	42,597	19.8	105	1,952	906	80	3,043	42,597	7.1
12th..... WILL	New Filed	908	2,353	17	343	755	9	3,158	1	214	3,456	1,099	7,908	311	20,532	126,660	16.2	104	2,167	1,090	2,938	6,299	126,660	5.0
	Reinstated	46	42	1	51	41	2	38	0	1	33	26	121	1	403	3,757	10.7	0	77	39	2	118	3,757	3.1
	Disposed Of	945	2,833	51	700	339	20	3,244	0	212	3,521	937	7,814	262	20,878	129,993	16.1	112	2,268	1,413	2,936	6,729	129,993	5.2
	End Pending	65	2,260	28	1,373	447	8	162	1	6	736	4,127	1,574	299	11,086	81,322	13.6	77	1,471	574	50	2,172	81,322	2.7
12th CIRCUIT TOTAL	New Filed	908	2,353	17	343	755	9	3,158	1	214	3,456	1,099	7,908	311	20,532	126,660	16.2	104	2,167	1,090	2,938	6,299	126,660	5.0
	Reinstated	46	42	1	51	41	2	38	0	1	33	26	121	1	403	3,757	10.7	0	77	39	2	118	3,757	3.1
	Disposed Of	945	2,833	51	700	339	20	3,244	0	212	3,521	937	7,814	262	20,878	129,993	16.1	112	2,268	1,413	2,936	6,729	129,993	5.2
	End Pending	65	2,260	28	1,373	447	8	162	1	6	736	4,127	1,574	299	11,086	81,322	13.6	77	1,471	574	50	2,172	81,322	2.7
13th..... BUREAU	New Filed	0	69	0	10	26	1	123	1	0	111	94	613	1	1,049	4,829	21.7	6	102	32	99	239	4,829	4.9
	Reinstated	0	0	0	0	0	0	0	0	0	0	1	0	0	1	1	100.0	0	0	0	0	0	1	0.0
	Disposed Of	0	41	0	3	25	1	107	1	0	94	97	574	0	943	4,486	21.0	8	91	35	92	226	4,486	5.0
	End Pending	0	179	0	30	44	2	49	1	0	75	731	175	28	1,314	4,788	27.4	7	93	57	28	185	4,788	3.9
13th..... GRUNDY	New Filed	0	122	0	28	39	2	244	0	0	188	118	869	46	1,656	10,793	15.3	9	184	76	176	445	10,793	4.1
	Reinstated	0	13	0	2	1	0	10	0	0	0	1	31	0	58	59	98.3	0	1	0	0	1	59	1.7
	Disposed Of	0	161	1	35	36	4	255	0	0	171	102	833	38	1,636	11,120	14.7	7	182	60	172	421	11,120	3.8
	End Pending	0	119	0	103	32	7	59	0	0	38	408	245	12	1,023	3,296	31.0	8	133	51	7	199	3,296	6.0
13th..... LASALLE	New Filed	0	261	2	108	118	7	646	2	17	522	278	2,008	150	4,119	20,723	19.9	35	371	301	472	1,179	20,723	5.7
	Reinstated	0	5	0	2	2	1	101	0	0	0	8	81	3	203	830	24.5	0	1	8	0	9	830	1.1
	Disposed Of	0	292	0	166	49	10	716	2	16	507	277	2,081	140	4,256	21,352	19.9	27	355	279	465	1,126	21,352	5.3
	End Pending	0	223	1	104	264	8	131	0	1	117	897	483	100	2,329	10,971	21.2	14	214	163	12	403	10,971	3.7
13th CIRCUIT TOTAL	New Filed	0	452	2	146	183	10	1,013	3	17	821	490	3,490	197	6,824	36,345	18.8	50	657	409	747	1,863	36,345	5.1
	Reinstated	0	18	0	4	3	1	111	0	0	0	10	112	3	262	890	29.4	0	2	8	0	10	890	1.1
	Disposed Of	0	494	1	204	110	15	1,078	3	16	772	476	3,488	178	6,835	36,958	18.5	42	628	374	729	1,773	36,958	4.8
	End Pending	0	521	1	237	340	17	239	1	1	230	2,036	903	140	4,666	19,055	24.5	29	440	271	47	787	19,055	4.1

\* TOTAL OF ALL CASES IN ALL CATEGORIES: CIVIL; DOMESTIC RELATIONS; CRIMINAL; QUASI-CRIMINAL; AND JUVENILE

**CIVIL AND DOMESTIC RELATIONS CASELOAD STATISTICS BY COUNTY**  
**CIRCUIT COURTS OF ILLINOIS**  
**CALENDAR YEAR 2017**

CIRCUIT / COUNTY		CIVIL															DOMESTIC RELATIONS							
		ARBITRATION	CHANCERY	EMINENT DOMAIN	LAW JURY > \$50,000	LAW NON-JURY > \$50,000	LAW JURY = < \$50,000	LAW NON-JURY = < \$50,000	MUNICIPAL CORPORATION	MENTAL HEALTH	MISC. REMEDY	PROBATE	SMALL CLAIMS	TAX	TOTAL CIVIL CASES	TOTAL ALL CASES*	% OF ALL CASES	ADOPTION	DISSOLUTION	FAMILY	ORDER OF PROTECTION	TOTAL DOMESTIC RELATIONS CASES	TOTAL ALL CASES*	DOMESTIC RELATIONS CASES AS % OF ALL CASES
14th..... HENRY	New Filed	23	110	4	9	18	1	178	0	4	287	155	505	1	1,295	9,985	13.0	14	163	102	221	500	9,985	5.0
	Reinstated	0	0	0	0	0	0	0	0	0	0	0	0	0	0	4	0.0	0	0	0	0	0	4	0.0
	Disposed Of	26	91	0	6	18	0	165	0	1	214	112	496	0	1,129	9,048	12.5	4	145	79	182	410	9,048	4.5
	End Pending	18	106	6	23	47	1	52	0	8	150	610	282	7	1,310	10,573	12.4	17	134	323	89	563	10,573	5.3
14th..... MERCER	New Filed	12	44	0	0	9	0	25	0	1	38	75	170	17	391	2,288	17.1	6	45	25	85	161	2,288	7.0
	Reinstated	0	0	0	0	0	0	0	0	0	0	0	0	0	0	0	0.0	0	0	0	0	0	0	0.0
	Disposed Of	9	27	0	0	1	0	18	0	0	8	54	2	4	123	1,823	6.7	4	30	7	12	53	1,823	2.9
	End Pending	33	191	3	7	53	2	65	0	12	224	393	666	136	1,785	3,286	54.3	21	192	225	245	683	3,286	20.8
14th..... ROCK ISLAND	New Filed	225	368	1	7	146	0	855	0	28	1,039	423	2,365	103	5,560	29,123	19.1	51	492	389	1,208	2,140	29,123	7.3
	Reinstated	0	0	0	0	0	0	0	0	0	0	0	3	0	3	4	75.0	0	0	0	0	0	4	0.0
	Disposed Of	170	344	3	1	134	0	743	0	65	841	391	2,210	93	4,995	26,640	18.8	48	552	327	1,275	2,202	26,640	8.3
	End Pending	345	757	12	76	351	0	627	4	11	1,530	3,184	982	179	8,058	37,068	21.7	24	481	876	62	1,443	37,068	3.9
14th..... WHITESIDE	New Filed	108	153	0	0	50	0	223	0	4	145	160	1,981	36	2,860	11,479	24.9	21	169	172	359	721	11,479	6.3
	Reinstated	0	0	0	0	0	0	0	0	0	0	2	3	0	5	6	83.3	0	0	0	0	0	6	0.0
	Disposed Of	109	168	0	0	43	0	217	0	4	130	151	1,770	38	2,630	10,829	24.3	15	158	175	345	693	10,829	6.4
	End Pending	43	83	0	0	123	0	32	0	0	64	735	694	22	1,796	10,029	17.9	10	122	120	10	262	10,029	2.6
14th CIRCUIT TOTAL	New Filed	368	675	5	16	223	1	1,281	0	37	1,509	813	5,021	157	10,106	52,875	19.1	92	869	688	1,873	3,522	52,875	6.7
	Reinstated	0	0	0	0	0	0	0	0	0	0	2	6	0	8	14	57.1	0	0	0	0	0	14	0.0
	Disposed Of	314	630	3	7	196	0	1,143	0	70	1,193	708	4,478	135	8,877	48,340	18.4	71	885	588	1,814	3,358	48,340	6.9
	End Pending	439	1,137	21	106	574	3	776	4	31	1,968	4,922	2,624	344	12,949	60,956	21.2	72	929	1,544	406	2,951	60,956	4.8
15th..... CARROLL	New Filed	0	29	0	2	16	0	36	0	0	41	42	140	17	323	2,805	11.5	8	46	45	67	166	2,805	5.9
	Reinstated	0	0	0	0	0	0	0	0	0	0	0	0	0	0	0	0.0	0	0	0	0	0	0	0.0
	Disposed Of	0	18	0	0	8	0	30	0	0	47	43	136	12	294	2,689	10.9	9	39	41	65	154	2,689	5.7
	End Pending	0	57	0	3	26	0	14	0	1	47	149	53	18	368	1,851	19.9	5	26	36	12	79	1,851	4.3
15th..... JO DAVIESS	New Filed	0	66	1	11	13	3	46	0	0	82	66	202	23	513	4,953	10.4	5	62	45	65	177	4,953	3.6
	Reinstated	0	0	0	0	0	0	0	0	0	0	0	0	0	0	0	0.0	0	0	0	0	0	0	0.0
	Disposed Of	0	51	1	6	20	0	48	0	0	70	54	205	16	471	4,581	10.3	5	63	47	68	183	4,581	4.0
	End Pending	0	68	0	18	10	1	9	0	0	11	223	67	7	414	2,740	15.1	1	27	15	3	46	2,740	1.7
15th..... LEE	New Filed	0	74	0	4	36	0	131	0	12	128	97	801	65	1,348	8,193	16.5	10	113	97	153	373	8,193	4.6
	Reinstated	0	0	0	0	0	0	0	0	0	0	1	0	0	1	1	100.0	0	0	0	0	0	1	0.0
	Disposed Of	0	77	0	4	22	0	105	1	12	123	72	665	56	1,137	7,765	14.6	8	117	89	153	367	7,765	4.7
	End Pending	0	112	0	5	85	0	83	0	0	60	540	483	39	1,407	6,512	21.6	11	72	72	0	155	6,512	2.4
15th..... OGLE	New Filed	0	99	0	0	32	0	159	0	4	74	105	500	19	992	9,780	10.1	14	192	113	210	529	9,780	5.4
	Reinstated	0	0	0	0	0	0	0	0	0	0	0	0	0	0	0	0.0	0	0	0	0	0	0	0.0
	Disposed Of	0	120	0	0	26	0	165	0	4	80	91	482	21	989	9,379	10.5	12	225	131	209	577	9,379	6.2
	End Pending	0	51	0	2	66	1	25	0	0	17	403	137	5	707	9,655	7.3	8	104	47	2	161	9,655	1.7

\* TOTAL OF ALL CASES IN ALL CATEGORIES: CIVIL; DOMESTIC RELATIONS; CRIMINAL; QUASI-CRIMINAL; AND JUVENILE

**CIVIL AND DOMESTIC RELATIONS CASELOAD STATISTICS BY COUNTY**  
**CIRCUIT COURTS OF ILLINOIS**  
**CALENDAR YEAR 2017**

CIRCUIT / COUNTY		CIVIL															DOMESTIC RELATIONS							
		ARBITRATION	CHANCERY	EMINENT DOMAIN	LAW JURY > \$50,000	LAW NON-JURY > \$50,000	LAW JURY = < \$50,000	LAW NON-JURY = < \$50,000	MUNICIPAL CORPORATION	MENTAL HEALTH	MISC. REMEDY	PROBATE	SMALL CLAIMS	TAX	TOTAL CIVIL CASES	TOTAL ALL CASES*	CIVIL CASES AS % OF ALL CASES	ADOPTION	DISSOLUTION	FAMILY	ORDER OF PROTECTION	TOTAL DOMESTIC RELATIONS CASES	TOTAL ALL CASES*	DOMESTIC RELATIONS CASES AS % OF ALL CASES
15th..... STEPHENSON	New Filed	0	85	0	9	23	0	301	0	0	115	114	585	54	1,286	11,674	11.0	22	170	95	242	529	11,674	4.5
	Reinstated	0	0	0	0	0	0	0	0	0	0	0	0	0	0	0	0.0	0	0	0	0	0	0	0.0
	Disposed Of	0	88	1	5	32	0	315	0	0	115	120	552	55	1,283	10,850	11.8	12	160	101	220	493	10,850	4.5
	End Pending	0	62	0	19	42	0	42	0	1	30	488	153	16	853	6,443	13.2	17	87	61	33	198	6,443	3.1
15th CIRCUIT TOTAL	New Filed	0	353	1	26	120	3	673	0	16	440	424	2,228	178	4,462	37,405	11.9	59	583	395	737	1,774	37,405	4.7
	Reinstated	0	0	0	0	0	0	0	0	0	0	1	0	0	1	1	100.0	0	0	0	0	0	1	0.0
	Disposed Of	0	354	2	15	108	0	663	1	16	435	380	2,040	160	4,174	35,264	11.8	46	604	409	715	1,774	35,264	5.0
	End Pending	0	350	0	47	229	2	173	0	2	165	1,803	893	85	3,749	27,201	13.8	42	316	231	50	639	27,201	2.3
16th..... KANE	New Filed	712	1,140	22	142	525	4	1,890	2	217	1,388	763	5,062	157	12,024	84,075	14.3	106	1,557	775	1,212	3,650	84,075	4.3
	Reinstated	53	65	4	10	10	0	90	0	1	6	3	515	0	757	1,237	61.2	0	43	8	0	51	1,237	4.1
	Disposed Of	556	921	11	37	210	1	1,339	0	107	319	216	4,257	105	8,079	56,153	14.4	55	1,024	348	402	1,829	56,153	3.3
	End Pending	1,610	333	84	145	2,288	11	3,279	46	500	2,467	4,083	2,682	121	17,649	78,152	22.6	207	5,895	7,143	4,008	17,253	78,152	22.1
16th CIRCUIT TOTAL	New Filed	712	1,140	22	142	525	4	1,890	2	217	1,388	763	5,062	157	12,024	84,075	14.3	106	1,557	775	1,212	3,650	84,075	4.3
	Reinstated	53	65	4	10	10	0	90	0	1	6	3	515	0	757	1,237	61.2	0	43	8	0	51	1,237	4.1
	Disposed Of	556	921	11	37	210	1	1,339	0	107	319	216	4,257	105	8,079	56,153	14.4	55	1,024	348	402	1,829	56,153	3.3
	End Pending	1,610	333	84	145	2,288	11	3,279	46	500	2,467	4,083	2,682	121	17,649	78,152	22.6	207	5,895	7,143	4,008	17,253	78,152	22.1
17th..... BOONE	New Filed	48	159	0	19	22	0	118	0	0	199	85	553	20	1,223	15,862	7.7	8	189	105	237	539	15,862	3.4
	Reinstated	1	2	0	0	0	0	0	0	0	0	0	2	0	5	6	83.3	0	1	0	0	1	6	16.7
	Disposed Of	51	122	0	5	45	0	126	0	0	175	56	560	31	1,171	15,420	7.6	5	197	106	229	537	15,420	3.5
	End Pending	27	145	2	43	14	0	10	0	0	40	153	144	4	582	14,005	4.2	2	114	38	17	171	14,005	1.2
17th..... WINNEBAGO	New Filed	416	961	15	195	203	1	2,168	0	310	1,168	580	3,476	228	9,721	61,518	15.8	237	1,024	1,179	2,416	4,856	61,518	7.9
	Reinstated	31	6	0	5	1	0	30	0	0	8	4	210	1	296	356	83.1	0	25	7	0	32	356	9.0
	Disposed Of	463	1,194	29	252	140	1	2,107	0	306	1,195	542	3,743	173	10,145	62,563	16.2	216	1,115	920	2,416	4,667	62,563	7.5
	End Pending	412	1,402	15	552	201	1	1,889	0	11	466	7,512	4,063	205	16,729	76,992	21.7	117	1,337	2,171	1,202	4,827	76,992	6.3
17th CIRCUIT TOTAL	New Filed	464	1,120	15	214	225	1	2,286	0	310	1,367	665	4,029	248	10,944	77,380	14.1	245	1,213	1,284	2,653	5,395	77,380	7.0
	Reinstated	32	8	0	5	1	0	30	0	0	8	4	212	1	301	362	83.1	0	26	7	0	33	362	9.1
	Disposed Of	514	1,316	29	257	185	1	2,233	0	306	1,370	598	4,303	204	11,316	77,983	14.5	221	1,312	1,026	2,645	5,204	77,983	6.7
	End Pending	439	1,547	17	595	215	1	1,899	0	11	506	7,665	4,207	209	17,311	90,997	19.0	119	1,451	2,209	1,219	4,998	90,997	5.5
18th..... DUPAGE	New Filed	1,884	1,746	5	371	1,049	7	3,335	0	254	1,664	1,285	8,217	133	19,950	186,033	10.7	121	2,529	871	1,574	5,095	186,033	2.7
	Reinstated	64	96	11	42	50	4	42	0	0	23	24	72	1	429	11,316	3.8	0	108	34	5	147	11,316	1.3
	Disposed Of	1,802	2,049	52	825	611	30	3,591	0	254	1,681	1,279	7,909	136	20,219	195,655	10.3	109	2,715	535	1,578	4,937	195,655	2.5
	End Pending	1,195	1,504	32	1,463	567	6	449	0	25	486	1,362	2,915	74	10,078	55,617	18.1	36	1,302	3,401	282	5,021	55,617	9.0
18th CIRCUIT TOTAL	New Filed	1,884	1,746	5	371	1,049	7	3,335	0	254	1,664	1,285	8,217	133	19,950	186,033	10.7	121	2,529	871	1,574	5,095	186,033	2.7
	Reinstated	64	96	11	42	50	4	42	0	0	23	24	72	1	429	11,316	3.8	0	108	34	5	147	11,316	1.3
	Disposed Of	1,802	2,049	52	825	611	30	3,591	0	254	1,681	1,279	7,909	136	20,219	195,655	10.3	109	2,715	535	1,578	4,937	195,655	2.5
	End Pending	1,195	1,504	32	1,463	567	6	449	0	25	486	1,362	2,915	74	10,078	55,617	18.1	36	1,302	3,401	282	5,021	55,617	9.0

\* TOTAL OF ALL CASES IN ALL CATEGORIES: CIVIL; DOMESTIC RELATIONS; CRIMINAL; QUASI-CRIMINAL; AND JUVENILE

**CIVIL AND DOMESTIC RELATIONS CASELOAD STATISTICS BY COUNTY**  
**CIRCUIT COURTS OF ILLINOIS**  
**CALENDAR YEAR 2017**

CIRCUIT / COUNTY		CIVIL															DOMESTIC RELATIONS							
		ARBITRATION	CHANCERY	EMINENT DOMAIN	LAW JURY > \$50,000	LAW NON-JURY > \$50,000	LAW JURY = < \$50,000	LAW NON-JURY = < \$50,000	MUNICIPAL CORPORATION	MENTAL HEALTH	MISC. REMEDY	PROBATE	SMALL CLAIMS	TAX	TOTAL CIVIL CASES	TOTAL ALL CASES*	CIVIL CASES AS % OF ALL CASES	ADOPTION	DISSOLUTION	FAMILY	ORDER OF PROTECTION	TOTAL DOMESTIC RELATIONS CASES	TOTAL ALL CASES*	DOMESTIC RELATIONS CASES AS % OF ALL CASES
19th..... LAKE	New Filed	1,034	1,722	46	398	628	2	2,598	2	62	2,021	1,254	7,012	9	16,788	135,107	12.4	113	2,226	989	2,497	5,825	135,107	4.3
	Reinstated	96	55	0	15	37	0	126	0	1	9	64	725	0	1,128	4,172	27.0	0	50	21	28	99	4,172	2.4
	Disposed Of	1,115	2,409	56	574	475	3	2,703	1	61	2,016	1,011	7,262	11	17,697	137,986	12.8	85	2,298	1,146	2,481	6,010	137,986	4.4
	End Pending	540	2,479	62	667	406	1	268	1	4	439	4,796	1,774	13	11,450	39,016	29.3	68	1,098	331	258	1,755	39,016	4.5
19th CIRCUIT TOTAL	New Filed	1,034	1,722	46	398	628	2	2,598	2	62	2,021	1,254	7,012	9	16,788	135,107	12.4	113	2,226	989	2,497	5,825	135,107	4.3
	Reinstated	96	55	0	15	37	0	126	0	1	9	64	725	0	1,128	4,172	27.0	0	50	21	28	99	4,172	2.4
	Disposed Of	1,115	2,409	56	574	475	3	2,703	1	61	2,016	1,011	7,262	11	17,697	137,986	12.8	85	2,298	1,146	2,481	6,010	137,986	4.4
	End Pending	540	2,479	62	667	406	1	268	1	4	439	4,796	1,774	13	11,450	39,016	29.3	68	1,098	331	258	1,755	39,016	4.5
20th..... MONROE	New Filed	0	42	0	10	14	4	71	5	2	100	49	283	11	591	4,521	13.1	8	86	25	74	193	4,521	4.3
	Reinstated	0	0	0	0	2	0	0	0	0	0	0	6	0	8	8	100.0	0	0	0	0	0	8	0.0
	Disposed Of	0	48	0	23	3	7	40	0	0	30	45	246	6	448	4,106	10.9	4	82	12	76	174	4,106	4.2
	End Pending	0	43	11	44	15	4	48	8	2	77	206	150	5	613	4,272	14.3	5	91	46	19	161	4,272	3.8
20th..... PERRY	New Filed	0	35	0	11	12	0	76	0	0	90	61	201	32	518	3,787	13.7	5	90	41	43	179	3,787	4.7
	Reinstated	0	0	0	0	0	0	0	0	0	0	0	0	0	0	0	0.0	0	0	0	0	0	0	0.0
	Disposed Of	0	22	0	1	11	0	69	0	0	33	35	200	16	387	3,535	10.9	5	77	24	35	141	3,535	4.0
	End Pending	0	84	0	50	78	3	138	0	0	355	534	132	46	1,420	3,263	43.5	12	104	98	71	285	3,263	8.7
20th..... RANDOLPH	New Filed	0	65	0	19	32	3	145	0	196	125	90	393	36	1,104	4,515	24.5	18	110	75	111	314	4,515	7.0
	Reinstated	0	0	0	0	0	0	3	0	0	0	0	8	0	11	11	100.0	0	0	0	0	0	11	0.0
	Disposed Of	0	60	0	1	28	1	137	0	200	146	120	481	29	1,203	4,410	27.3	11	127	72	113	323	4,410	7.3
	End Pending	0	48	0	55	42	5	52	0	2	67	763	136	33	1,203	2,706	44.5	32	45	51	40	168	2,706	6.2
20th..... ST. CLAIR	New Filed	1,044	823	1	326	444	1	2,462	0	2	403	908	3,143	170	9,727	63,900	15.2	98	980	1,180	1,021	3,279	63,900	5.1
	Reinstated	0	0	0	0	0	0	0	0	0	0	0	0	0	0	281	0.0	0	0	0	0	0	281	0.0
	Disposed Of	1,005	805	9	416	159	1	2,420	0	2	376	1,437	3,674	392	10,696	69,033	15.5	78	926	873	1,004	2,881	69,033	4.2
	End Pending	525	745	38	1,528	542	5	480	0	25	366	1,041	853	223	6,371	57,436	11.1	72	615	1,576	135	2,398	57,436	4.2
20th..... WASHINGTON	New Filed	0	20	0	5	8	0	44	0	0	36	43	112	7	275	2,674	10.3	43	44	27	43	157	2,674	5.9
	Reinstated	0	0	0	0	0	0	0	0	0	0	0	0	0	0	0	0.0	0	0	0	0	0	0	0.0
	Disposed Of	0	28	0	9	3	1	47	0	0	29	39	113	11	280	2,638	10.6	50	42	18	40	150	2,638	5.7
	End Pending	0	40	0	15	12	3	42	0	0	26	256	74	22	490	2,748	17.8	65	45	50	10	170	2,748	6.2
20th CIRCUIT TOTAL	New Filed	1,044	985	1	371	510	8	2,798	5	200	754	1,151	4,132	256	12,215	79,397	15.4	172	1,310	1,348	1,292	4,122	79,397	5.2
	Reinstated	0	0	0	0	2	0	3	0	0	0	0	14	0	19	300	6.3	0	0	0	0	0	300	0.0
	Disposed Of	1,005	963	9	450	204	10	2,713	0	202	614	1,676	4,714	454	13,014	83,722	15.5	148	1,254	999	1,268	3,669	83,722	4.4
	End Pending	525	960	49	1,692	689	20	760	8	29	891	2,800	1,345	329	10,097	70,425	14.3	186	900	1,821	275	3,182	70,425	4.5
21st..... IROQUOIS	New Filed	0	44	0	2	22	0	91	0	2	58	110	301	53	683	5,271	13.0	7	108	66	294	475	5,271	9.0
	Reinstated	0	0	0	0	0	0	0	0	0	0	0	0	0	0	0	0.0	0	0	0	0	0	0	0.0
	Disposed Of	0	46	0	3	17	0	74	0	2	54	73	234	32	535	5,536	9.7	5	82	12	258	357	5,536	6.4
	End Pending	0	71	1	16	50	4	126	0	2	35	702	373	72	1,452	10,648	13.6	21	207	134	106	468	10,648	4.4

\* TOTAL OF ALL CASES IN ALL CATEGORIES: CIVIL; DOMESTIC RELATIONS; CRIMINAL; QUASI-CRIMINAL; AND JUVENILE

**CIVIL AND DOMESTIC RELATIONS CASELOAD STATISTICS BY COUNTY  
CIRCUIT COURTS OF ILLINOIS  
CALENDAR YEAR 2017**

CIRCUIT / COUNTY		CIVIL															DOMESTIC RELATIONS							
		ARBITRATION	CHANCERY	EMINENT DOMAIN	LAW JURY > \$50,000	LAW NON-JURY > \$50,000	LAW JURY = < \$50,000	LAW NON-JURY = < \$50,000	MUNICIPAL CORPORATION	MENTAL HEALTH	MISC. REMEDY	PROBATE	SMALL CLAIMS	TAX	TOTAL CIVIL CASES	TOTAL ALL CASES*	CIVIL CASES AS % OF ALL CASES	ADOPTION	DISSOLUTION	FAMILY	ORDER OF PROTECTION	TOTAL DOMESTIC RELATIONS CASES	TOTAL ALL CASES*	DOMESTIC RELATIONS CASES AS % OF ALL CASES
21st..... KANKAKEE	New Filed	0	252	0	50	90	1	893	0	76	809	370	1,809	242	4,592	23,330	19.7	37	366	255	607	1,265	23,330	5.4
	Reinstated	0	0	0	0	0	0	0	0	0	0	0	0	0	0	0	0.0	0	0	0	0	0	0	0.0
	Disposed Of	0	437	0	63	84	3	942	0	76	619	550	1,863	203	4,840	19,346	25.0	51	353	510	636	1,550	19,346	8.0
	End Pending	0	463	2	68	223	0	1,020	3	0	2,099	6,001	1,195	614	11,688	47,957	24.4	67	718	1,195	277	2,257	47,957	4.7
21st CIRCUIT TOTAL	New Filed	0	296	0	52	112	1	984	0	78	867	480	2,110	295	5,275	28,601	18.4	44	474	321	901	1,740	28,601	6.1
	Reinstated	0	0	0	0	0	0	0	0	0	0	0	0	0	0	0	0.0	0	0	0	0	0	0	0.0
	Disposed Of	0	483	0	66	101	3	1,016	0	78	673	623	2,097	235	5,375	24,882	21.6	56	435	522	894	1,907	24,882	7.7
	End Pending	0	534	3	84	273	4	1,146	3	2	2,134	6,703	1,568	686	13,140	58,605	22.4	88	925	1,329	383	2,725	58,605	4.6
22nd..... MCHENRY	New Filed	425	917	22	167	243	4	857	0	16	989	411	3,070	12	7,133	55,913	12.8	34	1,031	345	888	2,298	55,913	4.1
	Reinstated	44	169	1	21	21	0	39	0	0	4	9	191	0	499	1,964	25.4	0	33	5	2	40	1,964	2.0
	Disposed Of	425	1,339	10	275	182	9	911	0	16	892	408	3,072	11	7,550	58,214	13.0	40	1,140	362	887	2,429	58,214	4.2
	End Pending	206	778	16	455	186	4	95	0	0	306	468	850	3	3,367	16,730	20.1	14	539	120	3	676	16,730	4.0
22nd CIRCUIT TOTAL	New Filed	425	917	22	167	243	4	857	0	16	989	411	3,070	12	7,133	55,913	12.8	34	1,031	345	888	2,298	55,913	4.1
	Reinstated	44	169	1	21	21	0	39	0	0	4	9	191	0	499	1,964	25.4	0	33	5	2	40	1,964	2.0
	Disposed Of	425	1,339	10	275	182	9	911	0	16	892	408	3,072	11	7,550	58,214	13.0	40	1,140	362	887	2,429	58,214	4.2
	End Pending	206	778	16	455	186	4	95	0	0	306	468	850	3	3,367	16,730	20.1	14	539	120	3	676	16,730	4.0
23rd..... DEKALB	New Filed	0	220	0	58	94	10	536	1	1	483	154	1,089	39	2,685	21,269	12.6	23	271	231	352	877	21,269	4.1
	Reinstated	0	0	0	0	0	0	0	0	0	0	0	0	0	0	1,024	0.0	0	0	0	0	0	1,024	0.0
	Disposed Of	0	251	0	53	95	8	568	1	1	519	195	1,019	29	2,739	22,166	12.4	18	287	229	364	898	22,166	4.1
	End Pending	0	155	0	111	44	12	116	0	0	108	498	336	20	1,400	13,077	10.7	12	177	104	3	296	13,077	2.3
23rd..... KENDALL	New Filed	0	388	14	39	69	15	685	0	9	309	143	1,364	39	3,074	12,299	25.0	27	447	92	369	935	12,299	7.6
	Reinstated	0	14	0	5	5	3	36	0	0	11	1	91	2	168	200	84.0	0	15	2	4	21	200	10.5
	Disposed Of	0	464	7	44	51	11	733	0	8	307	121	1,372	41	3,159	12,533	25.2	25	451	121	346	943	12,533	7.5
	End Pending	0	471	14	124	63	18	153	0	1	54	459	415	13	1,785	7,467	23.9	7	285	102	49	443	7,467	5.9
23rd CIRCUIT TOTAL	New Filed	0	608	14	97	163	25	1,221	1	10	792	297	2,453	78	5,759	33,568	17.2	50	718	323	721	1,812	33,568	5.4
	Reinstated	0	14	0	5	5	3	36	0	0	11	1	91	2	168	1,224	13.7	0	15	2	4	21	1,224	1.7
	Disposed Of	0	715	7	97	146	19	1,301	1	9	826	316	2,391	70	5,898	34,699	17.0	43	738	350	710	1,841	34,699	5.3
	End Pending	0	626	14	235	107	30	269	0	1	162	957	751	33	3,185	20,544	15.5	19	462	206	52	739	20,544	3.6
DOWNSTATE TOTAL	New Filed	7,551	18,297	176	3,391	8,348	184	37,859	31	3,676	30,061	16,808	94,409	4,701	225,492	1,524,038	14.8	2,619	26,184	16,530	37,507	82,840	1,524,038	5.4
	Reinstated	380	488	17	175	248	11	588	0	3	103	236	2,569	8	4,826	28,010	17.2	3	374	191	45	613	28,010	2.2
	Disposed Of	7,484	19,830	306	5,643	5,079	220	36,161	24	3,459	25,172	14,992	92,119	4,368	214,857	1,488,553	14.4	2,205	25,560	14,661	35,436	77,862	1,488,553	5.2
	End Pending	5,386	24,570	462	14,166	15,196	1,057	30,926	295	1,166	28,393	85,325	67,712	7,719	282,373	1,245,187	22.7	2,653	29,532	39,601	13,652	85,438	1,245,187	6.9
COOK**	New Filed	6,581	17,273	284	7,093	4,296	12,827	77,627	0	4,218	2,123	9,116	61,442	15,916	218,796	1,004,474	21.8	1,369	0	24,609	21,550	47,528	1,004,474	4.7
	Reinstated	0	82	7	810	461	1,606	10,663	0	0	71	0	8,008	0	21,708	22,332	97.2	0	0	414	210	624	22,332	2.8
	Disposed Of	5,214	21,167	246	8,221	4,876	13,344	76,141	2	4,941	1,975	6,503	68,602	15,452	226,684	885,632	25.6	1,293	0	22,954	12,784	37,031	885,632	4.2
	End Pending	4,814	20,914	289	13,809	3,447	10,952	140,511	45	1,134	5,394	90,077	22,452	18,555	332,393	1,246,808	26.7	454	0	28,225	9,165	37,844	1,246,808	3.0
STATE TOTAL	New Filed	14,132	35,570	460	10,484	12,644	13,011	115,486	31	7,894	32,184	25,924	155,851	20,617	444,288	2,528,512	17.6	3,988	26,184	41,139	59,057	130,368	2,528,512	5.2
	Reinstated	380	570	24	985	709	1,617	11,251	0	3	174	236	10,577	8	26,534	50,342	52.7	3	374	605	255	1,237	50,342	2.5
	Disposed Of	12,698	40,997	552	13,864	9,955	13,564	112,302	26	8,400	27,147	21,495	160,721	19,820	441,541	2,374,185	18.6	3,498	25,560	37,615	48,220	114,893	2,374,185	4.8
	End Pending	10,200	45,484	751	27,975	18,643	12,009	171,437	340	2,300	33,787	175,402	90,164	26,274	614,766	2,491,995	24.7	3,107	29,532	67,826	22,817	123,282	2,491,995	4.9

\*TOTAL OF ALL CASES IN ALL CATEGORIES: CIVIL; DOMESTIC RELATIONS; CRIMINAL; QUASI-CRIMINAL; AND JUVENILE

\*\*BEGINNING IN 2017, COOK COUNTY HAS INCORPORATED DISSOLUTION STATISTICS INTO THE FAMILY CATEGORY

**CRIMINAL AND QUASI-CRIMINAL  
CASELOAD STATISTICS BY COUNTY  
CIRCUIT COURTS OF ILLINOIS  
CALENDAR YEAR 2017**

CIRCUIT	COUNTY		CRIMINAL						QUASI-CRIMINAL						
			FELONY	MISDEMEANOR	DUI	TOTAL CRIMINAL CASES	TOTAL * ALL CASES	CRIMINAL AS % OF ALL CASES	TRAFFIC	CONSERVATION CASES	ORDNANCE CASES	CIVIL LAW	TOTAL OF QUASI-CRIMINAL	TOTAL * ALL CASES	QUASI-CRIM AS % OF ALL CASES
1st .....	ALEXANDER	New Filed	67	18	20	105	3,678	2.9	2,932	20	263	3	3,218	3,678	87.5
		Reinstated	0	0	0	0	0	0.0	0	0	0	0	0	0	0.0
		Disposed Of	63	16	10	89	2,810	3.2	2,398	18	207	0	2,623	2,810	93.3
		End Pending	230	373	168	771	36,535	2.1	30,167	206	326	3	30,702	36,535	84.0
1st .....	JACKSON	New Filed	640	623	212	1,475	10,907	13.5	5,704	106	1,052	245	7,107	10,907	65.2
		Reinstated	0	0	0	0	12	0.0	0	0	0	0	0	12	0.0
		Disposed Of	563	600	236	1,399	10,783	13.0	5,577	100	1,087	200	6,964	10,783	64.6
		End Pending	373	256	123	752	3,845	19.6	1,221	13	310	52	1,596	3,845	41.5
1st .....	JOHNSON	New Filed	71	78	42	191	3,099	6.2	2,333	51	6	28	2,418	3,099	78.0
		Reinstated	0	0	0	0	1	0.0	0	0	0	0	0	1	0.0
		Disposed Of	70	90	46	206	3,131	6.6	2,388	27	6	51	2,472	3,131	79.0
		End Pending	107	79	64	250	8,247	3.0	7,478	50	26	5	7,559	8,247	91.7
1st .....	MASSAC	New Filed	209	190	40	439	6,606	6.6	5,329	19	37	56	5,441	6,606	82.4
		Reinstated	0	0	0	0	0	0.0	0	0	0	0	0	0	0.0
		Disposed Of	153	186	52	391	5,526	7.1	4,425	27	26	39	4,517	5,526	81.7
		End Pending	290	291	102	683	5,636	12.1	3,317	19	23	21	3,380	5,636	60.0
1st .....	POPE	New Filed	33	37	12	82	1,039	7.9	790	38	0	7	835	1,039	80.4
		Reinstated	0	0	0	0	0	0.0	0	0	0	0	0	0	0.0
		Disposed Of	31	33	13	77	993	7.8	765	44	0	7	816	993	82.2
		End Pending	22	21	8	51	598	8.5	330	22	0	0	352	598	58.9
1st .....	PULASKI	New Filed	86	40	31	157	14,279	1.1	12,701	6	1,033	100	13,840	14,279	96.9
		Reinstated	0	0	0	0	0	0.0	0	0	0	0	0	0	0.0
		Disposed Of	93	36	35	164	12,830	1.3	10,585	5	1,836	71	12,497	12,830	97.4
		End Pending	120	174	59	353	62,402	0.6	59,775	61	133	66	60,035	62,402	96.2
1st .....	SALINE	New Filed	508	289	63	860	5,410	15.9	2,906	44	146	19	3,115	5,410	57.6
		Reinstated	0	0	0	0	2	0.0	0	0	0	0	0	2	0.0
		Disposed Of	400	228	53	681	4,820	14.1	2,730	30	144	16	2,920	4,820	60.6
		End Pending	564	262	56	882	5,159	17.1	1,134	25	256	3	1,418	5,159	27.5
1st .....	UNION	New Filed	306	144	51	501	4,802	10.4	3,176	52	37	50	3,315	4,802	69.0
		Reinstated	0	0	0	0	2	0.0	0	0	0	0	0	2	0.0
		Disposed Of	246	134	55	435	4,551	9.6	3,086	57	33	22	3,198	4,551	70.3
		End Pending	319	271	70	660	5,011	13.2	3,099	45	32	28	3,204	5,011	63.9
1st .....	WILLIAMSON	New Filed	716	724	272	1,712	19,738	8.7	13,519	76	310	268	14,173	19,738	71.8
		Reinstated	2	0	0	2	56	3.6	0	0	0	0	0	56	0.0
		Disposed Of	534	550	222	1,306	18,915	6.9	13,310	64	315	231	13,920	18,915	73.6
		End Pending	768	550	383	1,701	8,963	19.0	4,016	25	94	44	4,179	8,963	46.6

\* TOTAL OF ALL CASES IN ALL CATEGORIES: CIVIL; DOMESTIC RELATIONS; CRIMINAL; QUASI-CRIMINAL; AND JUVENILE



**CRIMINAL AND QUASI-CRIMINAL  
CASELOAD STATISTICS BY COUNTY  
CIRCUIT COURTS OF ILLINOIS  
CALENDAR YEAR 2017**

CIRCUIT	COUNTY		CRIMINAL						QUASI-CRIMINAL						
			FELONY	MISDEMEANOR	DUI	TOTAL CRIMINAL CASES	TOTAL * ALL CASES	CRIMINAL AS % OF ALL CASES	TRAFFIC	CONSERVATION CASES	ORDNANCE CASES	CIVIL LAW	TOTAL OF QUASI-CRIMINAL	TOTAL * ALL CASES	QUASI-CRIM AS % OF ALL CASES
1st Circuit	CIRCUIT TOTAL	New Filed	2,636	2,143	743	5,522	69,558	7.9	49,390	412	2,884	776	53,462	69,558	76.9
		Reinstated	2	0	0	2	73	2.7	0	0	0	0	0	73	0.0
		Disposed Of	2,153	1,873	722	4,748	64,359	7.4	45,264	372	3,654	637	49,927	64,359	77.6
		End Pending	2,793	2,277	1,033	6,103	136,396	4.5	110,537	466	1,200	222	112,425	136,396	82.4
2nd .....	CRAWFORD	New Filed	221	167	72	460	3,293	14.0	1,503	30	409	0	1,942	3,293	59.0
		Reinstated	0	0	0	0	9	0.0	2	0	0	0	2	9	22.2
		Disposed Of	200	183	74	457	3,123	14.6	1,479	18	376	0	1,873	3,123	60.0
		End Pending	126	167	115	408	3,174	12.9	655	23	187	0	865	3,174	27.3
2nd .....	EDWARDS	New Filed	58	41	12	111	1,185	9.4	781	7	18	60	866	1,185	73.1
		Reinstated	0	0	0	0	0	0.0	0	0	0	0	0	0	0.0
		Disposed Of	60	48	21	129	1,239	10.4	828	3	24	44	899	1,239	72.6
		End Pending	61	35	17	113	530	21.3	173	4	2	16	195	530	36.8
2nd .....	FRANKLIN	New Filed	610	519	89	1,218	7,359	16.6	3,442	165	196	111	3,914	7,359	53.2
		Reinstated	0	0	0	0	0	0.0	0	0	0	0	0	0	0.0
		Disposed Of	557	471	96	1,124	6,739	16.7	3,441	161	153	88	3,843	6,739	57.0
		End Pending	623	449	105	1,177	10,463	11.2	3,019	75	150	30	3,274	10,463	31.3
2nd .....	GALLATIN	New Filed	71	50	12	133	1,228	10.8	742	21	17	7	787	1,228	64.1
		Reinstated	0	0	0	0	0	0.0	0	0	0	0	0	0	0.0
		Disposed Of	59	65	36	160	1,243	12.9	824	14	14	4	856	1,243	68.9
		End Pending	107	139	34	280	1,135	24.7	252	15	12	2	281	1,135	24.8
2nd .....	HAMILTON	New Filed	68	32	21	121	1,307	9.3	734	22	6	34	796	1,307	60.9
		Reinstated	0	0	0	0	0	0.0	0	0	0	0	0	0	0.0
		Disposed Of	55	25	24	104	1,236	8.4	732	39	6	28	805	1,236	65.1
		End Pending	68	28	25	121	798	15.2	280	10	2	5	297	798	37.2
2nd .....	HARDIN	New Filed	44	63	5	112	647	17.3	301	6	18	11	336	647	51.9
		Reinstated	0	0	0	0	0	0.0	0	0	0	0	0	0	0.0
		Disposed Of	54	67	19	140	666	21.0	335	8	18	8	369	666	55.4
		End Pending	51	30	6	87	831	10.5	114	12	17	3	146	831	17.6
2nd .....	JEFFERSON	New Filed	548	395	136	1,079	8,449	12.8	4,727	80	45	121	4,973	8,449	58.9
		Reinstated	0	0	0	0	6	0.0	0	0	0	0	0	6	0.0
		Disposed Of	509	337	132	978	7,736	12.6	4,624	76	42	87	4,829	7,736	62.4
		End Pending	487	348	104	939	9,252	10.1	3,314	39	82	33	3,468	9,252	37.5
2nd .....	LAWRENCE	New Filed	135	145	24	304	1,789	17.0	650	23	8	6	687	1,789	38.4
		Reinstated	0	0	0	0	0	0.0	0	0	0	0	0	0	0.0
		Disposed Of	126	148	27	301	1,603	18.8	619	12	4	0	635	1,603	39.6
		End Pending	151	226	74	451	2,955	15.3	1,035	52	62	7	1,156	2,955	39.1

\* TOTAL OF ALL CASES IN ALL CATEGORIES: CIVIL; DOMESTIC RELATIONS; CRIMINAL; QUASI-CRIMINAL; AND JUVENILE

**CRIMINAL AND QUASI-CRIMINAL  
CASELOAD STATISTICS BY COUNTY  
CIRCUIT COURTS OF ILLINOIS  
CALENDAR YEAR 2017**

CIRCUIT	COUNTY		CRIMINAL						QUASI-CRIMINAL						
			FELONY	MISDEMEANOR	DUI	TOTAL CRIMINAL CASES	TOTAL * ALL CASES	CRIMINAL AS % OF ALL CASES	TRAFFIC	CONSERVATION CASES	ORDNANCE CASES	CIVIL LAW	TOTAL OF QUASI-CRIMINAL	TOTAL * ALL CASES	QUASI-CRIM AS % OF ALL CASES
2nd .....	RICHLAND	New Filed	250	229	69	548	2,970	18.5	1,447	19	46	88	1,600	2,970	53.9
		Reinstated	0	0	0	0	0	0.0	0	0	0	0	0	0	0.0
		Disposed Of	183	208	54	445	2,800	15.9	1,295	18	36	57	1,406	2,800	50.2
		End Pending	225	206	78	509	1,952	26.1	725	12	15	36	788	1,952	40.4
2nd .....	WABASH	New Filed	209	209	49	467	2,254	20.7	1,067	10	166	0	1,243	2,254	55.1
		Reinstated	0	0	0	0	0	0.0	0	0	0	0	0	0	0.0
		Disposed Of	170	203	42	415	2,023	20.5	1,032	8	93	0	1,133	2,023	56.0
		End Pending	146	130	70	346	2,029	17.1	603	3	84	0	690	2,029	34.0
2nd .....	WAYNE	New Filed	125	149	44	318	3,153	10.1	2,037	57	3	43	2,140	3,153	67.9
		Reinstated	0	0	0	0	0	0.0	0	0	0	0	0	0	0.0
		Disposed Of	160	157	64	381	3,134	12.2	2,014	43	2	49	2,108	3,134	67.3
		End Pending	212	209	66	487	6,373	7.6	4,373	44	23	4	4,444	6,373	69.7
2nd .....	WHITE	New Filed	226	178	41	445	3,506	12.7	2,018	41	22	142	2,223	3,506	63.4
		Reinstated	0	0	0	0	1	0.0	0	0	0	0	0	1	0.0
		Disposed Of	222	198	44	464	3,492	13.3	2,042	22	17	131	2,212	3,492	63.3
		End Pending	126	105	10	241	6,627	3.6	5,386	76	39	18	5,519	6,627	83.3
2nd Circuit	CIRCUIT TOTAL	New Filed	2,565	2,177	574	5,316	37,140	14.3	19,449	481	954	623	21,507	37,140	57.9
		Reinstated	0	0	0	0	16	0.0	2	0	0	0	2	16	12.5
		Disposed Of	2,355	2,110	633	5,098	35,034	14.6	19,265	422	785	496	20,968	35,034	59.9
		End Pending	2,383	2,072	704	5,159	46,119	11.2	19,929	365	675	154	21,123	46,119	45.8
3rd .....	BOND	New Filed	182	121	33	336	9,036	3.7	7,892	14	78	26	8,010	9,036	88.6
		Reinstated	0	0	0	0	1	0.0	0	0	0	0	0	1	0.0
		Disposed Of	152	95	26	273	8,211	3.3	7,342	12	3	22	7,379	8,211	89.9
		End Pending	219	304	38	561	10,773	5.2	6,581	20	93	7	6,701	10,773	62.2
3rd .....	MADISON	New Filed	3,747	5,416	880	10,043	67,006	15.0	36,689	138	4,049	506	41,382	67,006	61.8
		Reinstated	289	0	0	289	430	67.2	0	0	0	0	0	430	0.0
		Disposed Of	3,440	5,096	843	9,379	64,358	14.6	34,716	98	3,856	388	39,058	64,358	60.7
		End Pending	3,640	8,709	1,399	13,748	58,156	23.6	24,781	115	1,386	174	26,456	58,156	45.5
3rd Circuit	CIRCUIT TOTAL	New Filed	3,929	5,537	913	10,379	76,042	13.6	44,581	152	4,127	532	49,392	76,042	65.0
		Reinstated	289	0	0	289	431	67.1	0	0	0	0	0	431	0.0
		Disposed Of	3,592	5,191	869	9,652	72,569	13.3	42,058	110	3,859	410	46,437	72,569	64.0
		End Pending	3,859	9,013	1,437	14,309	68,929	20.8	31,362	135	1,479	181	33,157	68,929	48.1
4th .....	CHRISTIAN	New Filed	298	201	80	579	6,380	9.1	3,537	63	93	83	3,776	6,380	59.2
		Reinstated	0	0	2	2	9	22.2	1	0	0	0	1	9	11.1
		Disposed Of	215	167	71	453	5,762	7.9	3,232	60	92	67	3,451	5,762	59.9
		End Pending	302	172	76	550	4,915	11.2	1,924	25	76	23	2,048	4,915	41.7

\* TOTAL OF ALL CASES IN ALL CATEGORIES: CIVIL; DOMESTIC RELATIONS; CRIMINAL; QUASI-CRIMINAL; AND JUVENILE

**CRIMINAL AND QUASI-CRIMINAL  
CASELOAD STATISTICS BY COUNTY  
CIRCUIT COURTS OF ILLINOIS  
CALENDAR YEAR 2017**

CIRCUIT	COUNTY		CRIMINAL						QUASI-CRIMINAL						
			FELONY	MISDEMEANOR	DUI	TOTAL CRIMINAL CASES	TOTAL * ALL CASES	CRIMINAL AS % OF ALL CASES	TRAFFIC	CONSERVATION CASES	ORDNANCE CASES	CIVIL LAW	TOTAL OF QUASI-CRIMINAL	TOTAL * ALL CASES	QUASI-CRIM AS % OF ALL CASES
4th .....	CLAY	New Filed	152	101	32	285	1,832	15.6	878	25	19	35	957	1,832	52.2
		Reinstated	0	0	0	0	0	0.0	0	0	0	0	0	0	0.0
		Disposed Of	109	91	33	233	1,665	14.0	829	24	17	42	912	1,665	54.8
		End Pending	84	50	27	161	819	19.7	224	14	2	3	243	819	29.7
4th .....	CLINTON	New Filed	201	268	86	555	4,229	13.1	2,356	76	36	66	2,534	4,229	59.9
		Reinstated	0	0	0	0	0	0.0	0	0	0	0	0	0	0.0
		Disposed Of	203	300	92	595	4,176	14.2	2,339	77	24	70	2,510	4,176	60.1
		End Pending	135	116	50	301	3,005	10.0	1,140	17	21	3	1,181	3,005	39.3
4th .....	EFFINGHAM	New Filed	459	295	149	903	7,680	11.8	4,674	28	35	605	5,342	7,680	69.6
		Reinstated	0	1	0	1	87	1.1	1	0	0	0	1	87	1.1
		Disposed Of	328	312	178	818	7,633	10.7	4,754	23	41	535	5,353	7,633	70.1
		End Pending	397	407	193	997	9,280	10.7	6,828	10	9	139	6,986	9,280	75.3
4th .....	FAYETTE	New Filed	326	272	76	674	9,516	7.1	7,341	65	170	102	7,678	9,516	80.7
		Reinstated	0	0	0	0	1	0.0	0	0	0	0	0	1	0.0
		Disposed Of	256	247	72	575	8,626	6.7	6,786	70	149	93	7,098	8,626	82.3
		End Pending	354	292	131	777	5,162	15.1	3,093	27	61	23	3,204	5,162	62.1
4th .....	JASPER	New Filed	90	95	43	228	1,911	11.9	1,216	58	49	36	1,359	1,911	71.1
		Reinstated	0	0	0	0	0	0.0	0	0	0	0	0	0	0.0
		Disposed Of	88	86	49	223	1,878	11.9	1,214	56	35	38	1,343	1,878	71.5
		End Pending	45	42	25	112	897	12.5	431	13	15	5	464	897	51.7
4th .....	MARION	New Filed	561	402	129	1,092	8,397	13.0	4,315	94	831	49	5,289	8,397	63.0
		Reinstated	0	0	0	0	15	0.0	0	0	0	0	0	15	0.0
		Disposed Of	436	394	150	980	8,326	11.8	4,252	68	960	41	5,321	8,326	63.9
		End Pending	464	309	189	962	5,440	17.7	2,608	34	131	15	2,788	5,440	51.3
4th .....	MONTGOMERY	New Filed	290	435	68	793	7,870	10.1	5,095	80	154	275	5,604	7,870	71.2
		Reinstated	0	0	0	0	0	0.0	0	0	0	0	0	0	0.0
		Disposed Of	255	396	82	733	7,395	9.9	4,848	94	161	252	5,355	7,395	72.4
		End Pending	261	242	60	563	6,310	8.9	4,427	6	38	77	4,548	6,310	72.1
4th .....	SHELBY	New Filed	117	181	86	384	2,320	16.6	568	80	31	419	1,098	2,320	47.3
		Reinstated	0	0	0	0	0	0.0	0	0	0	0	0	0	0.0
		Disposed Of	125	164	46	335	2,052	16.3	564	65	26	320	975	2,052	47.5
		End Pending	147	167	63	377	2,901	13.0	759	137	60	104	1,060	2,901	36.5
4th Circuit	CIRCUIT TOTAL	New Filed	2,494	2,250	749	5,493	50,135	11.0	29,980	569	1,418	1,670	33,637	50,135	67.1
		Reinstated	0	1	2	3	112	2.7	2	0	0	0	2	112	1.8
		Disposed Of	2,015	2,157	773	4,945	47,513	10.4	28,818	537	1,505	1,458	32,318	47,513	68.0
		End Pending	2,189	1,797	814	4,800	38,729	12.4	21,434	283	413	392	22,522	38,729	58.2

\* TOTAL OF ALL CASES IN ALL CATEGORIES: CIVIL; DOMESTIC RELATIONS; CRIMINAL; QUASI-CRIMINAL; AND JUVENILE

**CRIMINAL AND QUASI-CRIMINAL  
CASELOAD STATISTICS BY COUNTY  
CIRCUIT COURTS OF ILLINOIS  
CALENDAR YEAR 2017**

CIRCUIT	COUNTY		CRIMINAL						QUASI-CRIMINAL						
			FELONY	MISDEMEANOR	DUI	TOTAL CRIMINAL CASES	TOTAL * ALL CASES	CRIMINAL AS % OF ALL CASES	TRAFFIC	CONSERVATION CASES	ORDNANCE CASES	CIVIL LAW	TOTAL OF QUASI-CRIMINAL	TOTAL * ALL CASES	QUASI-CRIM AS % OF ALL CASES
5th .....	CLARK	New Filed	138	168	65	371	3,418	10.9	2,378	18	54	18	2,468	3,418	72.2
		Reinstated	0	0	1	1	5	20.0	4	0	0	0	4	5	80.0
		Disposed Of	99	185	76	360	3,065	11.7	2,339	26	46	0	2,411	3,065	78.7
		End Pending	89	141	85	315	4,376	7.2	2,045	5	29	11	2,090	4,376	47.8
5th .....	COLES	New Filed	513	686	199	1,398	9,896	14.1	4,821	79	291	98	5,289	9,896	53.4
		Reinstated	0	0	0	0	0	0.0	0	0	0	0	0	0	0.0
		Disposed Of	487	567	231	1,285	7,966	16.1	4,773	79	388	94	5,334	7,966	67.0
		End Pending	623	961	198	1,782	20,028	8.9	3,673	37	5,040	8	8,758	20,028	43.7
5th .....	CUMBERLAND	New Filed	115	99	47	261	1,828	14.3	1,096	12	13	47	1,168	1,828	63.9
		Reinstated	0	0	0	0	0	0.0	0	0	0	0	0	0	0.0
		Disposed Of	73	81	36	190	1,296	14.7	921	11	8	26	966	1,296	74.5
		End Pending	119	143	72	334	5,296	6.3	2,578	17	24	29	2,648	5,296	50.0
5th .....	EDGAR	New Filed	256	171	54	481	2,793	17.2	1,262	13	238	0	1,513	2,793	54.2
		Reinstated	0	0	0	0	0	0.0	0	0	0	0	0	0	0.0
		Disposed Of	250	168	33	451	2,521	17.9	1,180	24	219	0	1,423	2,521	56.4
		End Pending	305	182	84	571	3,643	15.7	972	6	118	0	1,096	3,643	30.1
5th .....	VERMILION	New Filed	844	927	139	1,910	13,150	14.5	6,371	64	170	14	6,619	13,150	50.3
		Reinstated	0	0	0	0	0	0.0	0	0	0	0	0	0	0.0
		Disposed Of	810	718	123	1,651	11,344	14.6	6,281	69	177	10	6,537	11,344	57.6
		End Pending	853	884	256	1,993	20,541	9.7	6,381	87	293	4	6,765	20,541	32.9
5th Circuit	CIRCUIT TOTAL	New Filed	1,866	2,051	504	4,421	31,085	14.2	15,928	186	766	177	17,057	31,085	54.9
		Reinstated	0	0	1	1	5	20.0	4	0	0	0	4	5	80.0
		Disposed Of	1,719	1,719	499	3,937	26,192	15.0	15,494	209	838	130	16,671	26,192	63.6
		End Pending	1,989	2,311	695	4,995	53,884	9.3	15,649	152	5,504	52	21,357	53,884	39.6
6th .....	CHAMPAIGN	New Filed	1,871	1,154	501	3,526	25,004	14.1	12,355	10	822	265	13,452	25,004	53.8
		Reinstated	400	45	46	491	1,122	43.8	347	0	23	83	453	1,122	40.4
		Disposed Of	2,004	1,144	593	3,741	23,863	15.7	12,320	16	873	208	13,417	23,863	56.2
		End Pending	2,531	995	317	3,843	41,124	9.3	10,518	20	57	157	10,752	41,124	26.1
6th .....	DEWITT	New Filed	127	139	103	369	3,854	9.6	2,212	192	24	245	2,673	3,854	69.4
		Reinstated	0	0	0	0	0	0.0	0	0	0	0	0	0	0.0
		Disposed Of	103	132	75	310	2,988	10.4	2,090	184	10	171	2,455	2,988	82.2
		End Pending	92	154	85	331	4,926	6.7	825	68	28	95	1,016	4,926	20.6
6th .....	DOUGLAS	New Filed	154	140	92	386	3,128	12.3	1,885	15	69	114	2,083	3,128	66.6
		Reinstated	0	0	0	0	5	0.0	0	0	0	0	0	5	0.0
		Disposed Of	146	136	74	356	2,907	12.2	1,731	15	69	94	1,909	2,907	65.7
		End Pending	127	80	76	283	2,772	10.2	1,974	4	26	27	2,031	2,772	73.3

\* TOTAL OF ALL CASES IN ALL CATEGORIES: CIVIL; DOMESTIC RELATIONS; CRIMINAL; QUASI-CRIMINAL; AND JUVENILE

**CRIMINAL AND QUASI-CRIMINAL  
CASELOAD STATISTICS BY COUNTY  
CIRCUIT COURTS OF ILLINOIS  
CALENDAR YEAR 2017**

CIRCUIT	COUNTY		CRIMINAL						QUASI-CRIMINAL						
			FELONY	MISDEMEANOR	DUI	TOTAL CRIMINAL CASES	TOTAL * ALL CASES	CRIMINAL AS % OF ALL CASES	TRAFFIC	CONSERVATION CASES	ORDNANCE CASES	CIVIL LAW	TOTAL OF QUASI-CRIMINAL	TOTAL * ALL CASES	QUASI-CRIM AS % OF ALL CASES
6th .....	MACON	New Filed	1,909	1,018	521	3,448	22,370	15.4	10,796	40	216	229	11,281	22,370	50.4
		Reinstated	0	0	0	0	9	0.0	3	0	0	0	3	9	33.3
		Disposed Of	1,528	1,034	537	3,099	21,418	14.5	10,791	35	301	211	11,338	21,418	52.9
		End Pending	1,440	718	349	2,507	14,405	17.4	4,655	24	264	45	4,988	14,405	34.6
6th .....	MOULTRIE	New Filed	51	89	38	178	2,089	8.5	1,376	36	24	2	1,438	2,089	68.8
		Reinstated	0	0	0	0	7	0.0	0	0	1	0	1	7	14.3
		Disposed Of	41	95	30	166	2,130	7.8	1,384	45	23	2	1,454	2,130	68.3
		End Pending	35	63	30	128	752	17.0	306	8	5	0	319	752	42.4
6th .....	PIATT	New Filed	83	70	51	204	3,053	6.7	2,231	5	16	17	2,269	3,053	74.3
		Reinstated	0	0	0	0	0	0.0	0	0	0	0	0	0	0.0
		Disposed Of	67	60	51	178	2,816	6.3	2,138	4	10	10	2,162	2,816	76.8
		End Pending	78	62	36	176	2,599	6.8	1,187	1	34	7	1,229	2,599	47.3
6th Circuit	CIRCUIT TOTAL	New Filed	4,195	2,610	1,306	8,111	59,498	13.6	30,855	298	1,171	872	33,196	59,498	55.8
		Reinstated	400	45	46	491	1,143	43.0	350	0	24	83	457	1,143	40.0
		Disposed Of	3,889	2,601	1,360	7,850	56,122	14.0	30,454	299	1,286	696	32,735	56,122	58.3
		End Pending	4,303	2,072	893	7,268	66,578	10.9	19,465	125	414	331	20,335	66,578	30.5
7th .....	GREENE	New Filed	163	134	65	362	2,447	14.8	1,250	6	14	145	1,415	2,447	57.8
		Reinstated	9	7	2	18	22	81.8	0	0	0	0	0	22	0.0
		Disposed Of	150	131	73	354	2,360	15.0	1,194	10	8	124	1,336	2,360	56.6
		End Pending	100	78	51	229	989	23.2	378	6	8	25	417	989	42.2
7th .....	JERSEY	New Filed	265	371	93	729	5,354	13.6	3,367	38	358	33	3,796	5,354	70.9
		Reinstated	0	0	0	0	0	0.0	0	0	0	0	0	0	0.0
		Disposed Of	260	358	87	705	5,068	13.9	3,213	37	303	31	3,584	5,068	70.7
		End Pending	213	248	67	528	2,843	18.6	1,480	22	90	8	1,600	2,843	56.3
7th .....	MACOUPIN	New Filed	364	474	142	980	12,607	7.8	9,121	41	204	210	9,576	12,607	76.0
		Reinstated	0	1	0	1	1	100.0	0	0	0	0	0	1	0.0
		Disposed Of	289	452	175	916	11,918	7.7	8,813	38	100	209	9,160	11,918	76.9
		End Pending	467	847	177	1,491	11,347	13.1	5,030	15	512	15	5,572	11,347	49.1
7th .....	MORGAN	New Filed	246	279	57	582	4,800	12.1	2,338	41	67	2	2,448	4,800	51.0
		Reinstated	0	0	1	1	5	20.0	3	0	0	0	3	5	60.0
		Disposed Of	220	277	45	542	4,588	11.8	2,347	41	89	2	2,479	4,588	54.0
		End Pending	204	153	59	416	2,714	15.3	592	3	32	0	627	2,714	23.1
7th .....	SANGAMON	New Filed	1,394	1,101	798	3,293	50,719	6.5	31,528	77	311	434	32,350	50,719	63.8
		Reinstated	0	0	0	0	4	0.0	0	0	0	0	0	4	0.0
		Disposed Of	1,458	1,389	1,022	3,869	57,877	6.7	37,599	93	348	425	38,465	57,877	66.5
		End Pending	1,501	2,188	1,348	5,037	63,052	8.0	24,295	181	547	53	25,076	63,052	39.8

\* TOTAL OF ALL CASES IN ALL CATEGORIES: CIVIL; DOMESTIC RELATIONS; CRIMINAL; QUASI-CRIMINAL; AND JUVENILE

**CRIMINAL AND QUASI-CRIMINAL  
CASELOAD STATISTICS BY COUNTY  
CIRCUIT COURTS OF ILLINOIS  
CALENDAR YEAR 2017**

CIRCUIT	COUNTY		CRIMINAL						QUASI-CRIMINAL						
			FELONY	MISDEMEANOR	DUI	TOTAL CRIMINAL CASES	TOTAL * ALL CASES	CRIMINAL AS % OF ALL CASES	TRAFFIC	CONSERVATION CASES	ORDNANCE CASES	CIVIL LAW	TOTAL OF QUASI-CRIMINAL	TOTAL * ALL CASES	QUASI-CRIM AS % OF ALL CASES
7th .....	SCOTT	New Filed	32	24	5	61	1,224	5.0	952	12	7	13	984	1,224	80.4
		Reinstated	0	0	0	0	0	0.0	0	0	0	0	0	0	0.0
		Disposed Of	30	21	11	62	1,146	5.4	976	9	6	6	997	1,146	87.0
		End Pending	27	25	2	54	992	5.4	495	6	2	7	510	992	51.4
7th Circuit	CIRCUIT TOTAL	New Filed	2,464	2,383	1,160	6,007	77,151	7.8	48,556	215	961	837	50,569	77,151	65.5
		Reinstated	9	8	3	20	32	62.5	3	0	0	0	3	32	9.4
		Disposed Of	2,407	2,628	1,413	6,448	82,957	7.8	54,142	228	854	797	56,021	82,957	67.5
		End Pending	2,512	3,539	1,704	7,755	81,937	9.5	32,270	233	1,191	108	33,802	81,937	41.3
8th .....	ADAMS	New Filed	975	437	135	1,547	12,733	12.1	5,466	74	1,464	34	7,038	12,733	55.3
		Reinstated	0	0	0	0	0	0.0	0	0	0	0	0	0	0.0
		Disposed Of	815	400	141	1,356	12,552	10.8	5,626	89	1,513	28	7,256	12,552	57.8
		End Pending	961	372	159	1,492	7,728	19.3	2,814	26	399	9	3,248	7,728	42.0
8th .....	BROWN	New Filed	25	33	17	75	1,057	7.1	696	16	2	17	731	1,057	69.2
		Reinstated	0	0	0	0	0	0.0	0	0	0	0	0	0	0.0
		Disposed Of	16	34	18	68	1,007	6.8	687	17	1	15	720	1,007	71.5
		End Pending	26	88	18	132	608	21.7	241	2	4	3	250	608	41.1
8th .....	CALHOUN	New Filed	23	21	7	51	887	5.7	633	63	36	0	732	887	82.5
		Reinstated	0	0	0	0	0	0.0	0	0	0	0	0	0	0.0
		Disposed Of	27	30	17	74	886	8.4	587	52	41	0	680	886	76.7
		End Pending	16	18	1	35	411	8.5	232	19	11	0	262	411	63.7
8th .....	CASS	New Filed	129	146	38	313	1,994	15.7	963	14	11	71	1,059	1,994	53.1
		Reinstated	0	0	0	0	1	0.0	0	0	0	0	0	1	0.0
		Disposed Of	93	142	32	267	1,871	14.3	925	19	10	60	1,014	1,871	54.2
		End Pending	172	76	46	294	1,267	23.2	481	4	28	16	529	1,267	41.8
8th .....	MASON	New Filed	189	137	42	368	3,528	10.4	2,220	27	93	57	2,397	3,528	67.9
		Reinstated	0	1	0	1	5	20.0	4	0	0	0	4	5	80.0
		Disposed Of	187	139	46	372	3,224	11.5	2,142	26	84	41	2,293	3,224	71.1
		End Pending	103	122	39	264	3,296	8.0	1,683	28	36	16	1,763	3,296	53.5
8th .....	MENARD	New Filed	51	55	30	136	1,312	10.4	790	8	5	15	818	1,312	62.3
		Reinstated	0	0	0	0	0	0.0	0	0	0	0	0	0	0.0
		Disposed Of	50	64	23	137	1,269	10.8	793	6	5	7	811	1,269	63.9
		End Pending	33	28	26	87	755	11.5	300	0	5	12	317	755	42.0
8th .....	PIKE	New Filed	200	175	40	415	4,888	8.5	3,333	88	25	145	3,591	4,888	73.5
		Reinstated	0	0	0	0	2	0.0	0	0	0	0	0	2	0.0
		Disposed Of	152	177	41	370	4,504	8.2	3,208	71	22	121	3,422	4,504	76.0
		End Pending	168	332	92	592	5,312	11.1	2,953	110	33	25	3,121	5,312	58.8

\* TOTAL OF ALL CASES IN ALL CATEGORIES: CIVIL; DOMESTIC RELATIONS; CRIMINAL; QUASI-CRIMINAL; AND JUVENILE

**CRIMINAL AND QUASI-CRIMINAL  
CASELOAD STATISTICS BY COUNTY  
CIRCUIT COURTS OF ILLINOIS  
CALENDAR YEAR 2017**

CIRCUIT	COUNTY		CRIMINAL						QUASI-CRIMINAL						
			FELONY	MISDEMEANOR	DUI	TOTAL CRIMINAL CASES	TOTAL * ALL CASES	CRIMINAL AS % OF ALL CASES	TRAFFIC	CONSERVATION CASES	ORDINANCE CASES	CIVIL LAW	TOTAL OF QUASI-CRIMINAL	TOTAL * ALL CASES	QUASI-CRIM AS % OF ALL CASES
8th.....	SCHUYLER	New Filed	38	50	20	108	2,277	4.7	1,780	21	16	57	1,874	2,277	82.3
		Reinstated	0	0	0	0	2	0.0	0	0	0	0	0	2	0.0
		Disposed Of	36	49	22	107	2,144	5.0	1,709	18	10	28	1,765	2,144	82.3
		End Pending	41	52	23	116	1,318	8.8	821	15	8	29	873	1,318	66.2
8th Circuit	CIRCUIT TOTAL	New Filed	1,630	1,054	329	3,013	28,676	10.5	15,881	311	1,652	396	18,240	28,676	63.6
		Reinstated	0	1	0	1	10	10.0	4	0	0	0	4	10	40.0
		Disposed Of	1,376	1,035	340	2,751	27,457	10.0	15,677	298	1,686	300	17,961	27,457	65.4
		End Pending	1,520	1,088	404	3,012	20,695	14.6	9,525	204	524	110	10,363	20,695	50.1
9th.....	FULTON	New Filed	248	335	107	690	6,518	10.6	3,713	99	275	162	4,249	6,518	65.2
		Reinstated	0	0	0	0	5	0.0	0	0	0	0	0	5	0.0
		Disposed Of	235	298	106	639	6,177	10.3	3,565	99	301	128	4,093	6,177	66.3
		End Pending	284	394	96	774	3,342	23.2	1,073	10	46	33	1,162	3,342	34.8
9th.....	HANCOCK	New Filed	171	153	75	399	2,954	13.5	1,613	76	23	2	1,714	2,954	58.0
		Reinstated	0	0	0	0	0	0.0	0	0	0	0	0	0	0.0
		Disposed Of	151	122	66	339	2,757	12.3	1,491	87	20	2	1,600	2,757	58.0
		End Pending	115	214	77	406	2,333	17.4	902	8	19	0	929	2,333	39.8
9th.....	HENDERSON	New Filed	119	80	75	274	3,221	8.5	2,491	20	112	2	2,625	3,221	81.5
		Reinstated	0	0	0	0	0	0.0	0	0	0	0	0	0	0.0
		Disposed Of	95	62	69	226	2,881	7.8	2,318	10	96	2	2,426	2,881	84.2
		End Pending	101	125	80	306	1,575	19.4	595	20	115	0	730	1,575	46.3
9th.....	KNOX	New Filed	685	739	201	1,625	10,905	14.9	6,279	52	287	95	6,713	10,905	61.6
		Reinstated	0	0	0	0	0	0.0	0	0	0	0	0	0	0.0
		Disposed Of	708	747	204	1,659	10,355	16.0	5,847	46	308	101	6,302	10,355	60.9
		End Pending	1,060	578	164	1,802	8,368	21.5	4,101	14	45	17	4,177	8,368	49.9
9th.....	MCDONOUGH	New Filed	282	415	122	819	5,923	13.8	2,952	15	546	145	3,658	5,923	61.8
		Reinstated	0	0	0	0	0	0.0	0	0	0	0	0	0	0.0
		Disposed Of	305	564	436	1,305	6,023	21.7	2,886	19	514	109	3,528	6,023	58.6
		End Pending	354	292	128	774	6,928	11.2	1,896	14	731	56	2,697	6,928	38.9
9th.....	WARREN	New Filed	164	166	67	397	3,360	11.8	1,948	6	375	15	2,344	3,360	69.8
		Reinstated	0	0	0	0	0	0.0	0	0	0	0	0	0	0.0
		Disposed Of	144	152	103	399	3,087	12.9	1,872	6	365	15	2,258	3,087	73.1
		End Pending	186	177	96	459	3,059	15.0	1,530	2	128	0	1,660	3,059	54.3
9th Circuit	CIRCUIT TOTAL	New Filed	1,669	1,888	647	4,204	32,881	12.8	18,996	268	1,618	421	21,303	32,881	64.8
		Reinstated	0	0	0	0	5	0.0	0	0	0	0	0	5	0.0
		Disposed Of	1,638	1,945	984	4,567	31,280	14.6	17,979	267	1,604	357	20,207	31,280	64.6
		End Pending	2,100	1,780	641	4,521	25,605	17.7	10,097	68	1,084	106	11,355	25,605	44.3

\* TOTAL OF ALL CASES IN ALL CATEGORIES: CIVIL; DOMESTIC RELATIONS; CRIMINAL; QUASI-CRIMINAL; AND JUVENILE

**CRIMINAL AND QUASI-CRIMINAL  
CASELOAD STATISTICS BY COUNTY  
CIRCUIT COURTS OF ILLINOIS  
CALENDAR YEAR 2017**

CIRCUIT	COUNTY		CRIMINAL						QUASI-CRIMINAL						
			FELONY	MISDEMEANOR	DUI	TOTAL CRIMINAL CASES	TOTAL * ALL CASES	CRIMINAL AS % OF ALL CASES	TRAFFIC	CONSERVATION CASES	ORDNANCE CASES	CIVIL LAW	TOTAL OF QUASI-CRIMINAL	TOTAL * ALL CASES	QUASI-CRIM AS % OF ALL CASES
10th.....	MARSHALL	New Filed	47	55	39	141	1,351	10.4	724	27	6	53	810	1,351	60.0
		Reinstated	0	0	0	0	0	0.0	0	0	0	0	0	0	0.0
		Disposed Of	65	76	33	174	1,391	12.5	761	22	4	57	844	1,391	60.7
		End Pending	38	120	42	200	1,270	15.7	713	14	11	8	746	1,270	58.7
10th.....	PEORIA	New Filed	1,001	1,956	449	3,406	34,130	10.0	18,507	90	1,350	84	20,031	34,130	58.7
		Reinstated	9	0	0	9	29	31.0	0	0	20	0	20	29	69.0
		Disposed Of	933	1,870	344	3,147	32,345	9.7	18,156	41	1,364	73	19,634	32,345	60.7
		End Pending	831	950	728	2,509	30,117	8.3	17,815	77	330	13	18,235	30,117	60.5
10th.....	PUTNAM	New Filed	7	31	19	57	988	5.8	673	51	1	19	744	988	75.3
		Reinstated	0	0	0	0	4	0.0	0	0	0	0	0	4	0.0
		Disposed Of	12	40	15	67	960	7.0	668	73	3	18	762	960	79.4
		End Pending	15	82	18	115	557	20.6	232	12	1	1	246	557	44.2
10th.....	STARK	New Filed	15	33	10	58	727	8.0	463	0	5	7	475	727	65.3
		Reinstated	0	0	0	0	1	0.0	0	0	0	0	0	1	0.0
		Disposed Of	19	24	14	57	707	8.1	471	1	1	9	482	707	68.2
		End Pending	20	23	8	51	380	13.4	141	0	4	0	145	380	38.2
10th.....	TAZEWELL	New Filed	632	894	523	2,049	30,938	6.6	22,079	77	1,319	108	23,583	30,938	76.2
		Reinstated	1	0	0	1	12	8.3	0	0	0	0	0	12	0.0
		Disposed Of	563	871	555	1,989	30,268	6.6	22,200	68	1,419	93	23,780	30,268	78.6
		End Pending	434	281	530	1,245	12,774	9.7	4,763	19	168	13	4,963	12,774	38.9
10th Circuit	CIRCUIT TOTAL	New Filed	1,702	2,969	1,040	5,711	68,134	8.4	42,446	245	2,681	271	45,643	68,134	67.0
		Reinstated	10	0	0	10	46	21.7	0	0	20	0	20	46	43.5
		Disposed Of	1,592	2,881	961	5,434	65,671	8.3	42,256	205	2,791	250	45,502	65,671	69.3
		End Pending	1,338	1,456	1,326	4,120	45,098	9.1	23,664	122	514	35	24,335	45,098	54.0
11th.....	FORD	New Filed	115	106	51	272	2,823	9.6	1,732	5	45	107	1,889	2,823	66.9
		Reinstated	0	0	0	0	2	0.0	0	0	0	0	0	2	0.0
		Disposed Of	82	53	30	165	2,176	7.6	1,458	3	33	46	1,540	2,176	70.8
		End Pending	165	164	68	397	4,749	8.4	3,155	7	30	66	3,258	4,749	68.6
11th.....	LIVINGSTON	New Filed	372	359	104	835	7,481	11.2	4,738	10	68	288	5,104	7,481	68.2
		Reinstated	0	0	0	0	0	0.0	0	0	0	0	0	0	0.0
		Disposed Of	296	377	108	781	7,381	10.6	4,683	13	72	306	5,074	7,381	68.7
		End Pending	317	215	85	617	6,506	9.5	4,238	8	416	28	4,690	6,506	72.1
11th.....	LOGAN	New Filed	228	257	63	548	6,603	8.3	3,789	4	189	236	4,218	6,603	63.9
		Reinstated	0	0	0	0	0	0.0	0	0	0	0	0	0	0.0
		Disposed Of	170	251	64	485	6,316	7.7	3,819	2	172	175	4,168	6,316	66.0
		End Pending	197	341	67	605	6,018	10.1	3,370	4	36	67	3,477	6,018	57.8

\* TOTAL OF ALL CASES IN ALL CATEGORIES: CIVIL; DOMESTIC RELATIONS; CRIMINAL; QUASI-CRIMINAL; AND JUVENILE



**CRIMINAL AND QUASI-CRIMINAL  
CASELOAD STATISTICS BY COUNTY  
CIRCUIT COURTS OF ILLINOIS  
CALENDAR YEAR 2017**

CIRCUIT	COUNTY		CRIMINAL						QUASI-CRIMINAL						
			FELONY	MISDEMEANOR	DUI	TOTAL CRIMINAL CASES	TOTAL * ALL CASES	CRIMINAL AS % OF ALL CASES	TRAFFIC	CONSERVATION CASES	ORDNANCE CASES	CIVIL LAW	TOTAL OF QUASI-CRIMINAL	TOTAL * ALL CASES	QUASI-CRIM AS % OF ALL CASES
11th.....	MCLEAN	New Filed	1,397	1,501	778	3,676	38,700	9.5	26,027	36	987	742	27,792	38,700	71.8
		Reinstated	40	70	10	120	896	13.4	377	0	4	0	381	896	42.5
		Disposed Of	1,421	1,719	738	3,878	39,267	9.9	25,811	28	1,008	763	27,610	39,267	70.3
		End Pending	1,003	705	487	2,195	17,690	12.4	9,448	13	368	49	9,878	17,690	55.8
11th.....	WOODFORD	New Filed	146	163	96	405	4,772	8.5	3,112	12	26	202	3,352	4,772	70.2
		Reinstated	0	0	0	0	2	0.0	0	0	0	0	0	2	0.0
		Disposed Of	123	144	98	365	4,410	8.3	2,846	13	25	183	3,067	4,410	69.5
		End Pending	142	180	63	385	7,634	5.0	3,975	42	40	21	4,078	7,634	53.4
11th Circuit	CIRCUIT TOTAL	New Filed	2,258	2,386	1,092	5,736	60,379	9.5	39,398	67	1,315	1,575	42,355	60,379	70.1
		Reinstated	40	70	10	120	900	13.3	377	0	4	0	381	900	42.3
		Disposed Of	2,092	2,544	1,038	5,674	59,550	9.5	38,617	59	1,310	1,473	41,459	59,550	69.6
		End Pending	1,824	1,605	770	4,199	42,597	9.9	24,186	74	890	231	25,381	42,597	59.6
12th.....	WILL	New Filed	2,550	2,964	1,478	6,992	126,660	5.5	87,321	168	4,019	612	92,120	126,660	72.7
		Reinstated	45	27	11	83	3,757	2.2	2,970	2	137	20	3,129	3,757	83.3
		Disposed Of	2,413	3,042	1,580	7,035	129,993	5.4	89,660	183	4,231	553	94,627	129,993	72.8
		End Pending	2,928	2,152	2,834	7,914	81,322	9.7	54,582	27	4,308	109	59,026	81,322	72.6
12th Circuit	CIRCUIT TOTAL	New Filed	2,550	2,964	1,478	6,992	126,660	5.5	87,321	168	4,019	612	92,120	126,660	72.7
		Reinstated	45	27	11	83	3,757	2.2	2,970	2	137	20	3,129	3,757	83.3
		Disposed Of	2,413	3,042	1,580	7,035	129,993	5.4	89,660	183	4,231	553	94,627	129,993	72.8
		End Pending	2,928	2,152	2,834	7,914	81,322	9.7	54,582	27	4,308	109	59,026	81,322	72.6
13th.....	BUREAU	New Filed	126	298	88	512	4,829	10.6	2,729	154	23	64	2,970	4,829	61.5
		Reinstated	0	0	0	0	1	0.0	0	0	0	0	0	1	0.0
		Disposed Of	95	303	85	483	4,486	10.8	2,631	125	34	44	2,834	4,486	63.2
		End Pending	96	309	113	518	4,788	10.8	2,341	56	39	35	2,471	4,788	51.6
13th.....	GRUNDY	New Filed	255	312	199	766	10,793	7.1	7,375	73	377	30	7,855	10,793	72.8
		Reinstated	0	0	0	0	59	0.0	0	0	0	0	0	59	0.0
		Disposed Of	294	343	259	896	11,120	8.1	7,655	71	333	42	8,101	11,120	72.9
		End Pending	223	164	126	513	3,296	15.6	1,276	8	69	5	1,358	3,296	41.2
13th.....	LASALLE	New Filed	556	936	541	2,033	20,723	9.8	10,764	1,118	708	583	13,173	20,723	63.6
		Reinstated	38	36	15	89	830	10.7	400	11	115	2	528	830	63.6
		Disposed Of	580	943	573	2,096	21,352	9.8	11,122	1,122	880	541	13,665	21,352	64.0
		End Pending	317	380	313	1,010	10,971	9.2	6,999	67	40	51	7,157	10,971	65.2
13th Circuit	CIRCUIT TOTAL	New Filed	937	1,546	828	3,311	36,345	9.1	20,868	1,345	1,108	677	23,998	36,345	66.0
		Reinstated	38	36	15	89	890	10.0	400	11	115	2	528	890	59.3
		Disposed Of	969	1,589	917	3,475	36,958	9.4	21,408	1,318	1,247	627	24,600	36,958	66.6
		End Pending	636	853	552	2,041	19,055	10.7	10,616	131	148	91	10,986	19,055	57.7

\* TOTAL OF ALL CASES IN ALL CATEGORIES: CIVIL; DOMESTIC RELATIONS; CRIMINAL; QUASI-CRIMINAL; AND JUVENILE

**CRIMINAL AND QUASI-CRIMINAL  
CASELOAD STATISTICS BY COUNTY  
CIRCUIT COURTS OF ILLINOIS  
CALENDAR YEAR 2017**

CIRCUIT	COUNTY		CRIMINAL						QUASI-CRIMINAL						
			FELONY	MISDEMEANOR	DUI	TOTAL CRIMINAL CASES	TOTAL * ALL CASES	CRIMINAL AS % OF ALL CASES	TRAFFIC	CONSERVATION CASES	ORDNANCE CASES	CIVIL LAW	TOTAL OF QUASI-CRIMINAL	TOTAL * ALL CASES	QUASI-CRIM AS % OF ALL CASES
14th.....	HENRY	New Filed	453	353	242	1,048	9,985	10.5	6,696	31	241	136	7,104	9,985	71.1
		Reinstated	1	3	0	4	4	100.0	0	0	0	0	0	4	0.0
		Disposed Of	427	367	213	1,007	9,048	11.1	6,093	27	223	124	6,467	9,048	71.5
		End Pending	484	586	339	1,409	10,573	13.3	6,825	15	96	45	6,981	10,573	66.0
14th.....	MERCER	New Filed	148	95	73	316	2,288	13.8	1,124	24	265	0	1,413	2,288	61.8
		Reinstated	0	0	0	0	0	0.0	0	0	0	0	0	0	0.0
		Disposed Of	129	100	54	283	1,823	15.5	1,119	18	224	0	1,361	1,823	74.7
		End Pending	117	86	47	250	3,286	7.6	311	11	125	0	447	3,286	13.6
14th.....	ROCK ISLAND	New Filed	1,034	1,475	626	3,135	29,123	10.8	17,060	96	783	63	18,002	29,123	61.8
		Reinstated	0	1	0	1	4	25.0	0	0	0	0	0	4	0.0
		Disposed Of	785	1,391	629	2,805	26,640	10.5	15,383	87	931	42	16,443	26,640	61.7
		End Pending	1,052	1,991	760	3,803	37,068	10.3	21,115	76	1,730	19	22,940	37,068	61.9
14th.....	WHITESIDE	New Filed	349	266	228	843	11,479	7.3	6,648	37	99	156	6,940	11,479	60.5
		Reinstated	0	0	0	0	6	0.0	1	0	0	0	1	6	16.7
		Disposed Of	304	265	204	773	10,829	7.1	6,318	47	130	147	6,642	10,829	61.3
		End Pending	490	434	230	1,154	10,029	11.5	6,445	24	97	18	6,584	10,029	65.6
14th Circuit	CIRCUIT TOTAL	New Filed	1,984	2,189	1,169	5,342	52,875	10.1	31,528	188	1,388	355	33,459	52,875	63.3
		Reinstated	1	4	0	5	14	35.7	1	0	0	0	1	14	7.1
		Disposed Of	1,645	2,123	1,100	4,868	48,340	10.1	28,913	179	1,508	313	30,913	48,340	63.9
		End Pending	2,143	3,097	1,376	6,616	60,956	10.9	34,696	126	2,048	82	36,952	60,956	60.6
15th.....	CARROLL	New Filed	80	174	82	336	2,805	12.0	1,817	65	35	38	1,955	2,805	69.7
		Reinstated	0	0	0	0	0	0.0	0	0	0	0	0	0	0.0
		Disposed Of	73	194	82	349	2,689	13.0	1,753	56	30	34	1,873	2,689	69.7
		End Pending	70	300	64	434	1,851	23.4	846	61	15	6	928	1,851	50.1
15th.....	JO DAVIESS	New Filed	113	149	123	385	4,953	7.8	3,527	39	289	7	3,862	4,953	78.0
		Reinstated	0	0	0	0	0	0.0	0	0	0	0	0	0	0.0
		Disposed Of	87	165	107	359	4,581	7.8	3,238	42	264	7	3,551	4,581	77.5
		End Pending	71	77	74	222	2,740	8.1	1,932	7	101	0	2,040	2,740	74.5
15th.....	LEE	New Filed	276	189	152	617	8,193	7.5	5,470	51	180	115	5,816	8,193	71.0
		Reinstated	0	0	0	0	1	0.0	0	0	0	0	0	1	0.0
		Disposed Of	240	205	172	617	7,765	7.9	5,327	39	179	66	5,611	7,765	72.3
		End Pending	360	332	135	827	6,512	12.7	3,934	16	43	73	4,066	6,512	62.4
15th.....	OGLE	New Filed	229	356	171	756	9,780	7.7	6,915	81	209	217	7,422	9,780	75.9
		Reinstated	0	0	0	0	0	0.0	0	0	0	0	0	0	0.0
		Disposed Of	210	344	166	720	9,379	7.7	6,536	94	193	188	7,011	9,379	74.8
		End Pending	295	755	248	1,298	9,655	13.4	6,864	69	148	39	7,120	9,655	73.7

\* TOTAL OF ALL CASES IN ALL CATEGORIES: CIVIL; DOMESTIC RELATIONS; CRIMINAL; QUASI-CRIMINAL; AND JUVENILE

**CRIMINAL AND QUASI-CRIMINAL  
CASELOAD STATISTICS BY COUNTY  
CIRCUIT COURTS OF ILLINOIS  
CALENDAR YEAR 2017**

CIRCUIT	COUNTY		CRIMINAL						QUASI-CRIMINAL						
			FELONY	MISDEMEANOR	DUI	TOTAL CRIMINAL CASES	TOTAL * ALL CASES	CRIMINAL AS % OF ALL CASES	TRAFFIC	CONSERVATION CASES	ORDNANCE CASES	CIVIL LAW	TOTAL OF QUASI-CRIMINAL	TOTAL * ALL CASES	QUASI-CRIM AS % OF ALL CASES
15th.....	STEPHENSON	New Filed	353	964	149	1,466	11,674	12.6	7,355	29	829	16	8,229	11,674	70.5
		Reinstated	0	0	0	0	0	0.0	0	0	0	0	0	0	0.0
		Disposed Of	357	877	150	1,384	10,850	12.8	6,812	28	725	11	7,576	10,850	69.8
		End Pending	305	619	118	1,042	6,443	16.2	3,776	8	325	5	4,114	6,443	63.9
15th Circuit	CIRCUIT TOTAL	New Filed	1,051	1,832	677	3,560	37,405	9.5	25,084	265	1,542	393	27,284	37,405	72.9
		Reinstated	0	0	0	0	1	0.0	0	0	0	0	0	1	0.0
		Disposed Of	967	1,785	677	3,429	35,264	9.7	23,666	259	1,391	306	25,622	35,264	72.7
		End Pending	1,101	2,083	639	3,823	27,201	14.1	17,352	161	632	123	18,268	27,201	67.2
16th.....	KANE	New Filed	2,393	3,401	1,458	7,252	84,075	8.6	57,897	90	2,375	392	60,754	84,075	72.3
		Reinstated	116	50	16	182	1,237	14.7	225	0	2	14	241	1,237	19.5
		Disposed Of	1,656	2,816	892	5,364	56,153	9.6	38,421	57	1,996	132	40,606	56,153	72.3
		End Pending	4,171	3,428	2,539	10,138	78,152	13.0	27,362	34	5,251	296	32,943	78,152	42.2
16th Circuit	CIRCUIT TOTAL	New Filed	2,393	3,401	1,458	7,252	84,075	8.6	57,897	90	2,375	392	60,754	84,075	72.3
		Reinstated	116	50	16	182	1,237	14.7	225	0	2	14	241	1,237	19.5
		Disposed Of	1,656	2,816	892	5,364	56,153	9.6	38,421	57	1,996	132	40,606	56,153	72.3
		End Pending	4,171	3,428	2,539	10,138	78,152	13.0	27,362	34	5,251	296	32,943	78,152	42.2
17th.....	BOONE	New Filed	417	513	241	1,171	15,862	7.4	11,854	14	235	688	12,791	15,862	80.6
		Reinstated	0	0	0	0	6	0.0	0	0	0	0	0	6	0.0
		Disposed Of	356	690	309	1,355	15,420	8.8	11,422	22	202	585	12,231	15,420	79.3
		End Pending	507	934	461	1,902	14,005	13.6	10,957	1	92	88	11,138	14,005	79.5
17th.....	WINNEBAGO	New Filed	3,156	3,340	1,413	7,909	61,518	12.9	36,692	227	489	872	38,280	61,518	62.2
		Reinstated	15	2	0	17	356	4.8	0	0	0	0	0	356	0.0
		Disposed Of	2,943	3,382	1,282	7,607	62,563	12.2	37,843	201	491	778	39,313	62,563	62.8
		End Pending	4,091	7,076	2,270	13,437	76,992	17.5	38,509	203	468	176	39,356	76,992	51.1
17th Circuit	CIRCUIT TOTAL	New Filed	3,573	3,853	1,654	9,080	77,380	11.7	48,546	241	724	1,560	51,071	77,380	66.0
		Reinstated	15	2	0	17	362	4.7	0	0	0	0	0	362	0.0
		Disposed Of	3,299	4,072	1,591	8,962	77,983	11.5	49,265	223	693	1,363	51,544	77,983	66.1
		End Pending	4,598	8,010	2,731	15,339	90,997	16.9	49,466	204	560	264	50,494	90,997	55.5
18th.....	DUPAGE	New Filed	2,684	4,716	4,960	12,360	186,033	6.6	139,741	1,114	6,709	468	148,032	186,033	79.6
		Reinstated	637	1,307	585	2,529	11,316	22.3	7,750	43	298	12	8,103	11,316	71.6
		Disposed Of	2,980	6,250	5,560	14,790	195,655	7.6	146,354	1,145	7,106	399	155,004	195,655	79.2
		End Pending	2,165	2,651	3,510	8,326	55,617	15.0	28,206	142	3,113	81	31,542	55,617	56.7
18th Circuit	CIRCUIT TOTAL	New Filed	2,684	4,716	4,960	12,360	186,033	6.6	139,741	1,114	6,709	468	148,032	186,033	79.6
		Reinstated	637	1,307	585	2,529	11,316	22.3	7,750	43	298	12	8,103	11,316	71.6
		Disposed Of	2,980	6,250	5,560	14,790	195,655	7.6	146,354	1,145	7,106	399	155,004	195,655	79.2
		End Pending	2,165	2,651	3,510	8,326	55,617	15.0	28,206	142	3,113	81	31,542	55,617	56.7

\* TOTAL OF ALL CASES IN ALL CATEGORIES: CIVIL; DOMESTIC RELATIONS; CRIMINAL; QUASI-CRIMINAL; AND JUVENILE

**CRIMINAL AND QUASI-CRIMINAL  
CASELOAD STATISTICS BY COUNTY  
CIRCUIT COURTS OF ILLINOIS  
CALENDAR YEAR 2017**

CIRCUIT	COUNTY		CRIMINAL						QUASI-CRIMINAL						
			FELONY	MISDEMEANOR	DUI	TOTAL CRIMINAL CASES	TOTAL * ALL CASES	CRIMINAL AS % OF ALL CASES	TRAFFIC	CONSERVATION CASES	ORDINANCE CASES	CIVIL LAW	TOTAL OF QUASI-CRIMINAL	TOTAL * ALL CASES	QUASI-CRIM AS % OF ALL CASES
19th.....	LAKE	New Filed	3,336	3,871	2,176	9,383	135,107	6.9	97,780	408	3,642	482	102,312	135,107	75.7
		Reinstated	304	276	103	683	4,172	16.4	2,181	10	47	0	2,238	4,172	53.6
		Disposed Of	2,739	4,999	2,165	9,903	137,986	7.2	98,848	474	3,632	490	103,444	137,986	75.0
		End Pending	1,686	1,603	1,227	4,516	39,016	11.6	18,859	74	1,010	114	20,057	39,016	51.4
19th Circuit	CIRCUIT TOTAL	New Filed	3,336	3,871	2,176	9,383	135,107	6.9	97,780	408	3,642	482	102,312	135,107	75.7
		Reinstated	304	276	103	683	4,172	16.4	2,181	10	47	0	2,238	4,172	53.6
		Disposed Of	2,739	4,999	2,165	9,903	137,986	7.2	98,848	474	3,632	490	103,444	137,986	75.0
		End Pending	1,686	1,603	1,227	4,516	39,016	11.6	18,859	74	1,010	114	20,057	39,016	51.4
20th.....	MONROE	New Filed	180	234	132	546	4,521	12.1	2,959	32	102	79	3,172	4,521	70.2
		Reinstated	0	0	0	0	8	0.0	0	0	0	0	0	8	0.0
		Disposed Of	122	238	120	480	4,106	11.7	2,794	33	82	83	2,992	4,106	72.9
		End Pending	177	215	103	495	4,272	11.6	2,802	12	125	11	2,950	4,272	69.1
20th.....	PERRY	New Filed	184	172	69	425	3,787	11.2	1,929	103	478	113	2,623	3,787	69.3
		Reinstated	0	0	0	0	0	0.0	0	0	0	0	0	0	0.0
		Disposed Of	172	182	51	405	3,535	11.5	1,905	79	488	109	2,581	3,535	73.0
		End Pending	120	74	52	246	3,263	7.5	968	51	141	8	1,168	3,263	35.8
20th.....	RANDOLPH	New Filed	223	256	59	538	4,515	11.9	2,042	73	381	1	2,497	4,515	55.3
		Reinstated	0	0	0	0	11	0.0	0	0	0	0	0	11	0.0
		Disposed Of	168	241	43	452	4,410	10.2	1,961	78	351	1	2,391	4,410	54.2
		End Pending	195	134	53	382	2,706	14.1	717	6	136	0	859	2,706	31.7
20th.....	ST. CLAIR	New Filed	1,616	4,792	883	7,291	63,900	11.4	39,309	386	3,464	0	43,159	63,900	67.5
		Reinstated	281	0	0	281	281	100.0	0	0	0	0	0	281	0.0
		Disposed Of	1,784	5,494	875	8,153	69,033	11.8	42,820	155	3,943	0	46,918	69,033	68.0
		End Pending	1,254	8,970	2,049	12,273	57,436	21.4	29,868	103	6,032	0	36,003	57,436	62.7
20th.....	WASHINGTON	New Filed	79	135	26	240	2,674	9.0	1,897	15	15	46	1,973	2,674	73.8
		Reinstated	0	0	0	0	0	0.0	0	0	0	0	0	0	0.0
		Disposed Of	80	136	33	249	2,638	9.4	1,890	16	16	35	1,957	2,638	74.2
		End Pending	77	117	36	230	2,748	8.4	1,706	8	12	9	1,735	2,748	63.1
20th Circuit	CIRCUIT TOTAL	New Filed	2,282	5,589	1,169	9,040	79,397	11.4	48,136	609	4,440	239	53,424	79,397	67.3
		Reinstated	281	0	0	281	300	93.7	0	0	0	0	0	300	0.0
		Disposed Of	2,326	6,291	1,122	9,739	83,722	11.6	51,370	361	4,880	228	56,839	83,722	67.9
		End Pending	1,823	9,510	2,293	13,626	70,425	19.3	36,061	180	6,446	28	42,715	70,425	60.7
21st.....	IROQUOIS	New Filed	191	235	70	496	5,271	9.4	3,234	25	215	100	3,574	5,271	67.8
		Reinstated	0	0	0	0	0	0.0	0	0	0	0	0	0	0.0
		Disposed Of	172	248	71	491	5,536	8.9	3,802	33	200	87	4,122	5,536	74.5
		End Pending	244	498	177	919	10,648	8.6	7,448	55	182	23	7,708	10,648	72.4

\* TOTAL OF ALL CASES IN ALL CATEGORIES: CIVIL; DOMESTIC RELATIONS; CRIMINAL; QUASI-CRIMINAL; AND JUVENILE

**CRIMINAL AND QUASI-CRIMINAL  
CASELOAD STATISTICS BY COUNTY  
CIRCUIT COURTS OF ILLINOIS  
CALENDAR YEAR 2017**

CIRCUIT	COUNTY		CRIMINAL						QUASI-CRIMINAL						
			FELONY	MISDEMEANOR	DUI	TOTAL CRIMINAL CASES	TOTAL * ALL CASES	CRIMINAL AS % OF ALL CASES	TRAFFIC	CONSERVATION CASES	ORDNANCE CASES	CIVIL LAW	TOTAL OF QUASI-CRIMINAL	TOTAL * ALL CASES	QUASI-CRIM AS % OF ALL CASES
21st.....	KANKAKEE	New Filed	753	1,036	289	2,078	23,330	8.9	13,485	201	1,351	87	15,124	23,330	64.8
		Reinstated	0	0	0	0	0	0.0	0	0	0	0	0	0	0.0
		Disposed Of	439	804	99	1,342	19,346	6.9	10,143	190	975	46	11,354	19,346	58.7
		End Pending	1,056	4,428	1,346	6,830	47,957	14.2	25,486	189	926	46	26,647	47,957	55.6
21st Circuit	CIRCUIT TOTAL	New Filed	944	1,271	359	2,574	28,601	9.0	16,719	226	1,566	187	18,698	28,601	65.4
		Reinstated	0	0	0	0	0	0.0	0	0	0	0	0	0	0.0
		Disposed Of	611	1,052	170	1,833	24,882	7.4	13,945	223	1,175	133	15,476	24,882	62.2
		End Pending	1,300	4,926	1,523	7,749	58,605	13.2	32,934	244	1,108	69	34,355	58,605	58.6
22nd.....	MCHENRY	New Filed	1,333	1,767	934	4,034	55,913	7.2	38,972	413	2,236	515	42,136	55,913	75.4
		Reinstated	67	62	26	155	1,964	7.9	1,196	3	69	1	1,269	1,964	64.6
		Disposed Of	1,248	1,875	943	4,066	58,214	7.0	40,564	410	2,389	485	43,848	58,214	75.3
		End Pending	1,170	1,326	817	3,313	16,730	19.8	8,224	45	586	103	8,958	16,730	53.5
22nd Circuit	CIRCUIT TOTAL	New Filed	1,333	1,767	934	4,034	55,913	7.2	38,972	413	2,236	515	42,136	55,913	75.4
		Reinstated	67	62	26	155	1,964	7.9	1,196	3	69	1	1,269	1,964	64.6
		Disposed Of	1,248	1,875	943	4,066	58,214	7.0	40,564	410	2,389	485	43,848	58,214	75.3
		End Pending	1,170	1,326	817	3,313	16,730	19.8	8,224	45	586	103	8,958	16,730	53.5
23rd.....	DEKALB	New Filed	922	1,282	466	2,670	21,269	12.6	13,215	10	1,170	404	14,799	21,269	69.6
		Reinstated	67	130	49	246	1,024	24.0	646	0	130	0	776	1,024	75.8
		Disposed Of	917	1,210	460	2,587	22,166	11.7	14,320	21	1,037	388	15,766	22,166	71.1
		End Pending	1,337	1,672	546	3,555	13,077	27.2	6,597	10	604	119	7,330	13,077	56.1
23rd.....	KENDALL	New Filed	420	749	197	1,366	12,299	11.1	6,393	39	18	226	6,676	12,299	54.3
		Reinstated	2	0	0	2	200	1.0	0	0	0	3	200	1.5	
		Disposed Of	359	787	194	1,340	12,533	10.7	6,606	41	18	199	6,864	12,533	54.8
		End Pending	567	855	262	1,684	7,467	22.6	2,986	0	0	59	3,045	7,467	40.8
23rd Circuit	CIRCUIT TOTAL	New Filed	1,342	2,031	663	4,036	33,568	12.0	19,608	49	1,188	630	21,475	33,568	64.0
		Reinstated	69	130	49	248	1,224	20.3	646	0	130	3	779	1,224	63.6
		Disposed Of	1,276	1,997	654	3,927	34,699	11.3	20,926	62	1,055	587	22,630	34,699	65.2
		End Pending	1,904	2,527	808	5,239	20,544	25.5	9,583	10	604	178	10,375	20,544	50.5
	DOWNSTATE TOTAL	New Filed	51,817	62,478	26,582	140,877	1,524,038	9.2	987,660	8,320	50,484	14,660	1,061,124	1,524,038	69.6
		Reinstated	2,323	2,019	867	5,209	28,010	18.6	16,111	69	846	135	17,161	28,010	61.3
		Disposed Of	46,957	64,575	26,963	138,495	1,488,553	9.3	973,364	7,900	51,475	12,620	1,045,359	1,488,553	70.2
		End Pending	52,435	71,176	31,270	154,881	1,245,187	12.4	646,059	3,605	39,702	3,460	692,826	1,245,187	55.6
Cook	COOK	New Filed	21,713	92,170	8,753	122,636	1,004,474	12.2	603,142	578	1,487	4,983	610,190	1,004,474	60.7
		Reinstated	0	0	0	0	22,332	0.0	0	0	0	0	22,332	0.0	
		Disposed Of	22,953	45,554	9,450	77,957	885,632	8.8	534,980	465	313	466	536,224	885,632	60.5
		End Pending	22,448	77,430	15,419	115,297	1,246,808	9.2	716,928	5,101	13,693	5,386	741,108	1,246,808	59.4
	STATE TOTAL	New Filed	73,530	154,648	35,335	263,513	2,528,512	10.4	1,590,802	8,898	51,971	19,643	1,671,314	2,528,512	66.1
		Reinstated	2,323	2,019	867	5,209	50,342	10.3	16,111	69	846	135	17,161	50,342	34.1
		Disposed Of	69,910	110,129	36,413	216,452	2,374,185	9.1	1,508,344	8,365	51,788	13,086	1,581,583	2,374,185	66.6
		End Pending	74,883	148,606	46,689	270,178	2,491,995	10.8	1,362,987	8,706	53,395	8,846	1,433,934	2,491,995	57.5

\* TOTAL OF ALL CASES IN ALL CATEGORIES: CIVIL; DOMESTIC RELATIONS; CRIMINAL; QUASI-CRIMINAL; AND JUVENILE

**JUVENILE CASELOAD STATISTICS BY COUNTY  
CIRCUIT COURTS OF ILLINOIS  
CALENDAR YEAR 2017**

CIRCUIT	COUNTY		ABUSE & NEGLECT	DELIN- QUENT	OTHER **	TOTAL JUVENILE	TOTAL * ALL CASES	JUVENILE AS % OF ALL CASES	CIRCUIT	COUNTY		ABUSE & NEGLECT	DELIN- QUENT	OTHER **	TOTAL JUVENILE	TOTAL * ALL CASES	JUVENILE AS % OF ALL CASES
1st .....	ALEXANDER	New Filed	0	4	10	14	3,678	0.4	1st Circuit	CIRCUIT TOTAL	New Filed	212	308	40	560	69,558	0.8
		Reinstated	0	0	0	0	0	0.0			Reinstated	0	0	0	0	73	0.0
		Disposed Of	0	0	2	2	2,810	0.1			Disposed Of	100	228	24	352	64,359	0.5
		End Pending	62	148	233	443	36,535	1.2			End Pending	819	729	393	1941	136,396	1.4
1st .....	JACKSON	New Filed	25	104	5	134	10,907	1.2	2nd .....	CRAWFORD	New Filed	22	14	0	36	3,293	1.1
		Reinstated	0	0	0	0	12	0.0			Reinstated	0	0	0	0	9	0.0
		Disposed Of	25	94	8	127	10,783	1.2			Disposed Of	13	14	0	27	3,123	0.9
		End Pending	64	33	9	106	3,845	2.8			End Pending	77	153	2	232	3,174	7.3
1st .....	JOHNSON	New Filed	6	23	0	29	3,099	0.9	2nd .....	EDWARDS	New Filed	4	15	0	19	1,185	1.6
		Reinstated	0	0	0	0	1	0.0			Reinstated	0	0	0	0	0	0.0
		Disposed Of	5	20	0	25	3,131	0.8			Disposed Of	2	7	0	9	1,239	0.7
		End Pending	10	9	0	19	8,247	0.2			End Pending	8	14	0	22	530	4.2
1st .....	MASSAC	New Filed	7	31	1	39	6,606	0.6	2nd .....	FRANKLIN	New Filed	67	75	4	146	7,359	2.0
		Reinstated	0	0	0	0	0	0.0			Reinstated	0	0	0	0	0	0.0
		Disposed Of	7	17	0	24	5,526	0.4			Disposed Of	38	64	5	107	6,739	1.6
		End Pending	57	53	8	118	5,636	2.1			End Pending	159	62	17	238	10,463	2.3
1st .....	POPE	New Filed	0	4	0	4	1,039	0.4	2nd .....	GALLATIN	New Filed	11	12	0	23	1,228	1.9
		Reinstated	0	0	0	0	0	0.0			Reinstated	0	0	0	0	0	0.0
		Disposed Of	2	4	0	6	993	0.6			Disposed Of	3	2	0	5	1,243	0.4
		End Pending	4	8	0	12	598	2.0			End Pending	24	16	0	40	1,135	3.5
1st .....	PULASKI	New Filed	2	4	0	6	14,279	0.0	2nd .....	HAMILTON	New Filed	1	24	0	25	1,307	1.9
		Reinstated	0	0	0	0	0	0.0			Reinstated	0	0	0	0	0	0.0
		Disposed Of	0	0	0	0	12,830	0.0			Disposed Of	0	0	0	0	1,236	0.0
		End Pending	116	188	55	359	62,402	0.6			End Pending	21	63	0	84	798	10.5
1st .....	SALINE	New Filed	48	79	5	132	5,410	2.4	2nd .....	HARDIN	New Filed	0	3	0	3	647	0.5
		Reinstated	0	0	0	0	2	0.0			Reinstated	0	0	0	0	0	0.0
		Disposed Of	28	84	4	116	4,820	2.4			Disposed Of	0	1	0	1	666	0.2
		End Pending	130	52	14	196	5,159	3.8			End Pending	6	15	0	21	831	2.5
1st .....	UNION	New Filed	27	15	0	42	4,802	0.9	2nd .....	JEFFERSON	New Filed	115	72	5	192	8,449	2.3
		Reinstated	0	0	0	0	2	0.0			Reinstated	0	0	0	0	6	0.0
		Disposed Of	0	0	0	0	4,551	0.0			Disposed Of	52	13	9	74	7,736	1.0
		End Pending	141	182	43	366	5,011	7.3			End Pending	225	221	86	532	9,252	5.8
1st .....	WILLIAMSON	New Filed	97	44	19	160	19,738	0.8	2nd .....	LAWRENCE	New Filed	17	18	0	35	1,789	2.0
		Reinstated	0	0	0	0	56	0.0			Reinstated	0	0	0	0	0	0.0
		Disposed Of	33	9	10	52	18,915	0.3			Disposed Of	8	10	0	18	1,603	1.1
		End Pending	235	56	31	322	8,963	3.6			End Pending	108	48	0	156	2,955	5.3

\* TOTAL OF ALL CASES IN ALL CATEGORIES: CIVIL; DOMESTIC RELATIONS; CRIMINAL; QUASI-CRIMINAL; AND JUVENILE

\*\* INCLUDES ADDICTED MINORS, MINORS REQUIRING AUTHORITATIVE INTERVENTION, AND TRUANTS.

**JUVENILE CASELOAD STATISTICS BY COUNTY  
CIRCUIT COURTS OF ILLINOIS  
CALENDAR YEAR 2017**

CIRCUIT	COUNTY		ABUSE & NEGLECT	DELIN- QUENT	OTHER **	TOTAL JUVENILE	TOTAL * ALL CASES	JUVENILE AS % OF ALL CASES	CIRCUIT	COUNTY		ABUSE & NEGLECT	DELIN- QUENT	OTHER **	TOTAL JUVENILE	TOTAL * ALL CASES	JUVENILE AS % OF ALL CASES
2nd .....	RICHLAND	New Filed	40	88	0	128	2,970	4.3	4th .....	CLAY	New Filed	5	26	0	31	1,832	1.7
		Reinstated	0	0	0	0	0	0.0			Reinstated	0	0	0	0	0	0.0
		Disposed Of	18	50	0	68	2,800	2.4			Disposed Of	5	17	3	25	1,665	1.5
		End Pending	71	74	0	145	1,952	7.4			End Pending	12	25	3	40	819	4.9
2nd .....	WABASH	New Filed	20	22	0	42	2,254	1.9	4th .....	CLINTON	New Filed	15	24	5	44	4,229	1.0
		Reinstated	0	0	0	0	0	0.0			Reinstated	0	0	0	0	0	0.0
		Disposed Of	22	20	0	42	2,023	2.1			Disposed Of	12	37	1	50	4,176	1.2
		End Pending	63	21	2	86	2,029	4.2			End Pending	48	17	11	76	3,005	2.5
2nd .....	WAYNE	New Filed	14	18	0	32	3,153	1.0	4th .....	EFFINGHAM	New Filed	18	59	0	77	7,680	1.0
		Reinstated	0	0	0	0	0	0.0			Reinstated	0	0	0	0	87	0.0
		Disposed Of	10	18	0	28	3,134	0.9			Disposed Of	26	59	1	86	7,633	1.1
		End Pending	91	42	0	133	6,373	2.1			End Pending	135	302	3	440	9,280	4.7
2nd .....	WHITE	New Filed	14	116	0	130	3,506	3.7	4th .....	FAYETTE	New Filed	36	49	3	88	9,516	0.9
		Reinstated	1	0	0	1	1	100.0			Reinstated	0	0	0	0	1	0.0
		Disposed Of	16	98	0	114	3,492	3.3			Disposed Of	47	57	2	106	8,626	1.2
		End Pending	27	78	1	106	6,627	1.6			End Pending	19	42	2	63	5,162	1.2
2nd Circuit	CIRCUIT TOTAL	New Filed	325	477	9	811	37,140	2.2	4th .....	JASPER	New Filed	12	14	3	29	1,911	1.5
		Reinstated	1	0	0	1	16	6.3			Reinstated	0	0	0	0	0	0.0
		Disposed Of	182	297	14	493	35,034	1.4			Disposed Of	3	19	1	23	1,878	1.2
		End Pending	880	807	108	1,795	46,119	3.9			End Pending	18	7	4	29	897	3.2
3rd .....	BOND	New Filed	18	20	0	38	9,036	0.4	4th .....	MARION	New Filed	56	150	15	221	8,397	2.6
		Reinstated	0	1	0	1	1	100.0			Reinstated	0	0	0	0	15	0.0
		Disposed Of	0	12	0	12	8,211	0.1			Disposed Of	58	123	9	190	8,326	2.3
		End Pending	146	341	46	533	10,773	4.9			End Pending	107	55	24	186	5,440	3.4
3rd .....	MADISON	New Filed	297	400	23	720	67,006	1.1	4th .....	MONTGOMERY	New Filed	51	43	0	94	7,870	1.2
		Reinstated	0	0	0	0	430	0.0			Reinstated	0	0	0	0	0	0.0
		Disposed Of	265	392	27	684	64,358	1.1			Disposed Of	39	52	0	91	7,395	1.2
		End Pending	186	229	13	428	58,156	0.7			End Pending	61	30	0	91	6,310	1.4
3rd Circuit	CIRCUIT TOTAL	New Filed	315	420	23	758	76,042	1.0	4th .....	SHELBY	New Filed	12	55	0	67	2,320	2.9
		Reinstated	0	1	0	1	431	0.2			Reinstated	0	0	0	0	0	0.0
		Disposed Of	265	404	27	696	72,569	1.0			Disposed Of	10	19	0	29	2,052	1.4
		End Pending	332	570	59	961	68,929	1.4			End Pending	57	62	0	119	2,901	4.1
4th .....	CHRISTIAN	New Filed	63	37	3	103	6,380	1.6	4th Circuit	CIRCUIT TOTAL	New Filed	268	457	29	754	50,135	1.5
		Reinstated	0	0	0	0	9	0.0			Reinstated	0	0	0	0	112	0.0
		Disposed Of	11	39	5	55	5,762	1.0			Disposed Of	211	422	22	655	47,513	1.4
		End Pending	120	22	2	144	4,915	2.9			End Pending	577	562	49	1,188	38,729	3.1

\* TOTAL OF ALL CASES IN ALL CATEGORIES: CIVIL; DOMESTIC RELATIONS; CRIMINAL; QUASI-CRIMINAL; AND JUVENILE

\*\* INCLUDES ADDICTED MINORS, MINORS REQUIRING AUTHORITATIVE INTERVENTION, AND TRUANTS.

**JUVENILE CASELOAD STATISTICS BY COUNTY  
CIRCUIT COURTS OF ILLINOIS  
CALENDAR YEAR 2017**

CIRCUIT	COUNTY		ABUSE & NEGLECT	DELIN- QUENT	OTHER **	TOTAL JUVENILE	TOTAL * ALL CASES	JUVENILE AS % OF ALL CASES	CIRCUIT	COUNTY		ABUSE & NEGLECT	DELIN- QUENT	OTHER **	TOTAL JUVENILE	TOTAL * ALL CASES	JUVENILE AS % OF ALL CASES
5th .....	CLARK	New Filed	0	15	0	15	3,418	0.4	6th .....	MACON	New Filed	286	274	1	561	22,370	2.5
		Reinstated	0	0	0	0	5	0.0			Reinstated	0	0	0	0	9	0.0
		Disposed Of	0	8	0	8	3,065	0.3			Disposed Of	146	270	0	416	21,418	1.9
		End Pending	33	67	0	100	4,376	2.3			End Pending	553	352	9	914	14,405	6.3
5th .....	COLES	New Filed	27	63	3	93	9,896	0.9	6th .....	MOULTRIE	New Filed	3	12	0	15	2,089	0.7
		Reinstated	0	0	0	0	0	0.0			Reinstated	0	0	0	0	7	0.0
		Disposed Of	0	0	0	0	7,966	0.0			Disposed Of	3	13	0	16	2,130	0.8
		End Pending	267	493	47	807	20,028	4.0			End Pending	8	15	0	23	752	3.1
5th .....	CUMBERLAND	New Filed	10	18	0	28	1,828	1.5	6th .....	PIATT	New Filed	10	14	0	24	3,053	0.8
		Reinstated	0	0	0	0	0	0.0			Reinstated	0	0	0	0	0	0.0
		Disposed Of	0	0	0	0	1,296	0.0			Disposed Of	15	18	0	33	2,816	1.2
		End Pending	70	141	15	226	5,296	4.3			End Pending	31	5	0	36	2,599	1.4
5th .....	EDGAR	New Filed	9	32	0	41	2,793	1.5	6th Circuit	CIRCUIT TOTAL	New Filed	424	572	10	1,006	59,498	1.7
		Reinstated	0	0	0	0	0	0.0			Reinstated	0	10	0	10	1,143	0.9
		Disposed Of	5	3	0	8	2,521	0.3			Disposed Of	215	530	12	757	56,122	1.3
		End Pending	16	63	0	79	3,643	2.2			End Pending	1,238	926	133	2,297	66,578	3.5
5th .....	VERMILION	New Filed	74	222	6	302	13,150	2.3	7th .....	GREENE	New Filed	31	9	0	40	2,447	1.6
		Reinstated	0	0	0	0	0	0.0			Reinstated	0	2	0	2	22	9.1
		Disposed Of	64	134	3	201	11,344	1.8			Disposed Of	18	11	0	29	2,360	1.2
		End Pending	397	594	185	1,176	20,541	5.7			End Pending	28	8	0	36	989	3.6
5th Circuit	CIRCUIT TOTAL	New Filed	120	350	9	479	31,085	1.5	7th .....	JERSEY	New Filed	44	39	0	83	5,354	1.6
		Reinstated	0	0	0	0	5	0.0			Reinstated	0	0	0	0	0	0.0
		Disposed Of	69	145	3	217	26,192	0.8			Disposed Of	12	41	2	55	5,068	1.1
		End Pending	783	1,358	247	2,388	53,884	4.4			End Pending	76	24	1	101	2,843	3.6
6th .....	CHAMPAIGN	New Filed	74	211	6	291	25,004	1.2	7th .....	MACOUPIN	New Filed	39	53	1	93	12,607	0.7
		Reinstated	0	10	0	10	1,122	0.9			Reinstated	0	0	0	0	1	0.0
		Disposed Of	45	210	9	264	23,863	1.1			Disposed Of	30	53	1	84	11,918	0.7
		End Pending	599	277	109	985	41,124	2.4			End Pending	194	191	72	457	11,347	4.0
6th .....	DEWITT	New Filed	44	44	3	91	3,854	2.4	7th .....	MORGAN	New Filed	36	29	0	65	4,800	1.4
		Reinstated	0	0	0	0	0	0.0			Reinstated	0	0	0	0	5	0.0
		Disposed Of	0	0	0	0	2,988	0.0			Disposed Of	12	29	0	41	4,588	0.9
		End Pending	45	270	13	328	4,926	6.7			End Pending	42	5	0	47	2,714	1.7
6th .....	DOUGLAS	New Filed	7	17	0	24	3,128	0.8	7th .....	SANGAMON	New Filed	189	253	12	454	50,719	0.9
		Reinstated	0	0	0	0	5	0.0			Reinstated	0	0	0	0	4	0.0
		Disposed Of	6	19	3	28	2,907	1.0			Disposed Of	345	322	11	678	57,877	1.2
		End Pending	2	7	2	11	2,772	0.4			End Pending	985	343	73	1,401	63,052	2.2

\* TOTAL OF ALL CASES IN ALL CATEGORIES: CIVIL; DOMESTIC RELATIONS; CRIMINAL; QUASI-CRIMINAL; AND JUVENILE

\*\* INCLUDES ADDICTED MINORS, MINORS REQUIRING AUTHORITATIVE INTERVENTION, AND TRUANTS.



**JUVENILE CASELOAD STATISTICS BY COUNTY  
CIRCUIT COURTS OF ILLINOIS  
CALENDAR YEAR 2017**

CIRCUIT	COUNTY		ABUSE & NEGLECT	DELIN- QUENT	OTHER **	TOTAL JUVENILE	TOTAL * ALL CASES	JUVENILE AS % OF ALL CASES	CIRCUIT	COUNTY		ABUSE & NEGLECT	DELIN- QUENT	OTHER **	TOTAL JUVENILE	TOTAL * ALL CASES	JUVENILE AS % OF ALL CASES
7th .....	SCOTT	New Filed	4	6	0	10	1,224	0.8	8th .....	SCHUYLER	New Filed	4	1	0	5	2,277	0.2
		Reinstated	0	0	0	0	0	0.0			Reinstated	0	0	0	0	2	0.0
		Disposed Of	0	0	0	0	1,146	0.0			Disposed Of	3	3	0	6	2,144	0.3
		End Pending	18	81	0	99	992	10.0			End Pending	9	1	1	11	1,318	0.8
7th Circuit	CIRCUIT TOTAL	New Filed	343	389	13	745	77,151	1.0	8th Circuit	CIRCUIT TOTAL	New Filed	183	166	4	353	28,676	1.2
		Reinstated	0	2	0	2	32	6.3			Reinstated	0	0	0	0	10	0.0
		Disposed Of	417	456	14	887	82,957	1.1			Disposed Of	89	120	3	212	27,457	0.8
		End Pending	1,343	652	146	2,141	81,937	2.6			End Pending	453	551	69	1,073	20,695	5.2
8th .....	ADAMS	New Filed	99	70	1	170	12,733	1.3	9th .....	FULTON	New Filed	33	37	5	75	6,518	1.2
		Reinstated	0	0	0	0	0	0.0			Reinstated	0	0	0	0	5	0.0
		Disposed Of	52	62	3	117	12,552	0.9			Disposed Of	30	26	2	58	6,177	0.9
		End Pending	208	121	19	348	7,728	4.5			End Pending	85	122	9	216	3,342	6.5
8th .....	BROWN	New Filed	6	4	0	10	1,057	0.9	9th .....	HANCOCK	New Filed	19	17	3	39	2,954	1.3
		Reinstated	0	0	0	0	0	0.0			Reinstated	0	0	0	0	0	0.0
		Disposed Of	2	1	0	3	1,007	0.3			Disposed Of	16	18	2	36	2,757	1.3
		End Pending	7	3	0	10	608	1.6			End Pending	7	5	2	14	2,333	0.6
8th .....	CALHOUN	New Filed	1	1	0	2	887	0.2	9th .....	HENDERSON	New Filed	5	8	0	13	3,221	0.4
		Reinstated	0	0	0	0	0	0.0			Reinstated	0	0	0	0	0	0.0
		Disposed Of	1	1	0	2	886	0.2			Disposed Of	1	5	0	6	2,881	0.2
		End Pending	1	1	0	2	411	0.5			End Pending	12	7	0	19	1,575	1.2
8th .....	CASS	New Filed	25	28	0	53	1,994	2.7	9th .....	KNOX	New Filed	28	100	0	128	10,905	1.2
		Reinstated	0	0	0	0	1	0.0			Reinstated	0	0	0	0	0	0.0
		Disposed Of	15	27	0	42	1,871	2.2			Disposed Of	50	89	0	139	10,355	1.3
		End Pending	34	11	0	45	1,267	3.6			End Pending	97	78	0	175	8,368	2.1
8th .....	MASON	New Filed	24	40	0	64	3,528	1.8	9th .....	MCDONOUGH	New Filed	37	54	5	96	5,923	1.6
		Reinstated	0	0	0	0	5	0.0			Reinstated	0	0	0	0	0	0.0
		Disposed Of	13	24	0	37	3,224	1.1			Disposed Of	22	49	8	79	6,023	1.3
		End Pending	90	39	0	129	3,296	3.9			End Pending	101	104	6	211	6,928	3.0
8th .....	MENARD	New Filed	6	5	0	11	1,312	0.8	9th .....	WARREN	New Filed	22	30	0	52	3,360	1.5
		Reinstated	0	0	0	0	0	0.0			Reinstated	0	0	0	0	0	0.0
		Disposed Of	3	2	0	5	1,269	0.4			Disposed Of	0	0	0	0	3,087	0.0
		End Pending	21	7	0	28	755	3.7			End Pending	54	74	1	129	3,059	4.2
8th .....	PIKE	New Filed	18	17	3	38	4,888	0.8	9th Circuit	CIRCUIT TOTAL	New Filed	144	246	13	403	32,881	1.2
		Reinstated	0	0	0	0	2	0.0			Reinstated	0	0	0	0	5	0.0
		Disposed Of	0	0	0	0	4,504	0.0			Disposed Of	119	187	12	318	31,280	1.0
		End Pending	83	368	49	500	5,312	9.4			End Pending	356	390	18	764	25,605	3.0

\* TOTAL OF ALL CASES IN ALL CATEGORIES: CIVIL; DOMESTIC RELATIONS; CRIMINAL; QUASI-CRIMINAL; AND JUVENILE  
\*\* INCLUDES ADDICTED MINORS, MINORS REQUIRING AUTHORITATIVE INTERVENTION, AND TRUANTS.

**JUVENILE CASELOAD STATISTICS BY COUNTY  
CIRCUIT COURTS OF ILLINOIS  
CALENDAR YEAR 2017**

CIRCUIT	COUNTY		ABUSE & NEGLECT	DELIN- QUENT	OTHER **	TOTAL JUVENILE	TOTAL * ALL CASES	JUVENILE AS % OF ALL CASES	CIRCUIT	COUNTY		ABUSE & NEGLECT	DELIN- QUENT	OTHER **	TOTAL JUVENILE	TOTAL * ALL CASES	JUVENILE AS % OF ALL CASES
10th .....	MARSHALL	New Filed	5	7	1	13	1,351	1.0	11th .....	MCLEAN	New Filed	112	217	0	329	38,700	0.9
		Reinstated	0	0	0	0	0	0.0			Reinstated	0	4	0	4	896	0.4
		Disposed Of	0	0	0	0	1,391	0.0			Disposed Of	103	245	0	348	39,267	0.9
		End Pending	9	31	9	49	1,270	3.9			End Pending	224	280	0	504	17,690	2.8
10th .....	PEORIA	New Filed	368	355	11	734	34,130	2.2	11th .....	WOODFORD	New Filed	15	34	0	49	4,772	1.0
		Reinstated	0	0	0	0	29	0.0			Reinstated	0	0	0	0	2	0.0
		Disposed Of	323	357	5	685	32,345	2.1			Disposed Of	20	55	0	75	4,410	1.7
		End Pending	1,036	113	17	1,166	30,117	3.9			End Pending	102	555	0	657	7,634	8.6
10th .....	PUTNAM	New Filed	0	13	3	16	988	1.6	11th Circuit	CIRCUIT TOTAL	New Filed	195	351	2	548	60,379	0.9
		Reinstated	0	0	0	0	4	0.0			Reinstated	0	4	0	4	900	0.4
		Disposed Of	0	3	0	3	960	0.3			Disposed Of	160	357	3	520	59,550	0.9
		End Pending	1	16	4	21	557	3.8			End Pending	482	1,040	14	1,536	42,597	3.6
10th .....	STARK	New Filed	2	6	4	12	727	1.7	12th .....	WILL	New Filed	178	527	12	717	126,660	0.6
		Reinstated	0	0	0	0	1	0.0			Reinstated	17	7	0	24	3,757	0.6
		Disposed Of	0	6	3	9	707	1.3			Disposed Of	177	535	12	724	129,993	0.6
		End Pending	2	8	5	15	380	3.9			End Pending	403	705	16	1,124	81,322	1.4
10th .....	TAZEWELL	New Filed	142	140	6	288	30,938	0.9	12th Circuit	CIRCUIT TOTAL	New Filed	178	527	12	717	126,660	0.6
		Reinstated	0	0	0	0	12	0.0			Reinstated	17	7	0	24	3,757	0.6
		Disposed Of	135	105	3	243	30,268	0.8			Disposed Of	177	535	12	724	129,993	0.6
		End Pending	378	259	13	650	12,774	5.1			End Pending	403	705	16	1,124	81,322	1.4
10th Circuit	CIRCUIT TOTAL	New Filed	517	521	25	1,063	68,134	1.6	13th .....	BUREAU	New Filed	13	45	1	59	4,829	1.2
		Reinstated	0	0	0	0	46	0.0			Reinstated	0	0	0	0	1	0.0
		Disposed Of	458	471	11	940	65,671	1.4			Disposed Of	0	0	0	0	4,486	0.0
		End Pending	1,426	427	48	1,901	45,098	4.2			End Pending	99	191	10	300	4,788	6.3
11th .....	FORD	New Filed	7	22	0	29	2,823	1.0	13th .....	GRUNDY	New Filed	12	59	0	71	10,793	0.7
		Reinstated	0	0	0	0	2	0.0			Reinstated	0	0	0	0	59	0.0
		Disposed Of	4	1	0	5	2,176	0.2			Disposed Of	6	60	0	66	11,120	0.6
		End Pending	18	56	2	76	4,749	1.6			End Pending	29	174	0	203	3,296	6.2
11th .....	LIVINGSTON	New Filed	17	39	2	58	7,481	0.8	13th .....	LASALLE	New Filed	40	167	12	219	20,723	1.1
		Reinstated	0	0	0	0	0	0.0			Reinstated	0	1	0	1	830	0.1
		Disposed Of	13	30	3	46	7,381	0.6			Disposed Of	28	168	13	209	21,352	1.0
		End Pending	36	26	10	72	6,506	1.1			End Pending	23	46	3	72	10,971	0.7
11th .....	LOGAN	New Filed	44	39	0	83	6,603	1.3	13th Circuit	CIRCUIT TOTAL	New Filed	65	271	13	349	36,345	1.0
		Reinstated	0	0	0	0	0	0.0			Reinstated	0	1	0	1	890	0.1
		Disposed Of	20	26	0	46	6,316	0.7			Disposed Of	34	228	13	275	36,958	0.7
		End Pending	102	123	2	227	6,018	3.8			End Pending	151	411	13	575	19,055	3.0

\* TOTAL OF ALL CASES IN ALL CATEGORIES: CIVIL; DOMESTIC RELATIONS; CRIMINAL; QUASI-CRIMINAL; AND JUVENILE

\*\* INCLUDES ADDICTED MINORS, MINORS REQUIRING AUTHORITATIVE INTERVENTION, AND TRUANTS.

**JUVENILE CASELOAD STATISTICS BY COUNTY  
CIRCUIT COURTS OF ILLINOIS  
CALENDAR YEAR 2017**

CIRCUIT	COUNTY		ABUSE & NEGLECT	DELIN- QUENT	OTHER **	TOTAL JUVENILE	TOTAL * ALL CASES	JUVENILE AS % OF ALL CASES	CIRCUIT	COUNTY		ABUSE & NEGLECT	DELIN- QUENT	OTHER **	TOTAL JUVENILE	TOTAL * ALL CASES	JUVENILE AS % OF ALL CASES
14th .....	HENRY	New Filed	16	18	4	38	9,985	0.4	15th .....	STEPHENSON	New Filed	59	104	1	164	11,674	1.4
		Reinstated	0	0	0	0	4	0.0			Reinstated	0	0	0	0	0	0.0
		Disposed Of	22	12	1	35	9,048	0.4			Disposed Of	30	82	2	114	10,850	1.1
		End Pending	61	206	43	310	10,573	2.9			End Pending	97	136	3	236	6,443	3.7
14th .....	MERCER	New Filed	5	2	0	7	2,288	0.3	15th Circuit	CIRCUIT	New Filed	122	199	4	325	37,405	0.9
		Reinstated	0	0	0	0	0	0.0		TOTAL	Reinstated	0	0	0	0	1	0.0
		Disposed Of	0	3	0	3	1,823	0.2			Disposed Of	82	177	6	265	35,264	0.8
		End Pending	47	68	6	121	3,286	3.7			End Pending	262	401	59	722	27,201	2.7
14th .....	ROCK ISLAND	New Filed	66	220	0	286	29,123	1.0	16th .....	KANE	New Filed	59	327	9	395	84,075	0.5
		Reinstated	0	0	0	0	4	0.0			Reinstated	3	3	0	6	1,237	0.5
		Disposed Of	71	124	0	195	26,640	0.7			Disposed Of	42	232	1	275	56,153	0.5
		End Pending	292	523	9	824	37,068	2.2			End Pending	32	123	14	169	78,152	0.2
14th .....	WHITESIDE	New Filed	36	73	6	115	11,479	1.0	16th Circuit	CIRCUIT	New Filed	59	327	9	395	84,075	0.5
		Reinstated	0	0	0	0	6	0.0		TOTAL	Reinstated	3	3	0	6	1,237	0.5
		Disposed Of	22	64	5	91	10,829	0.8			Disposed Of	42	232	1	275	56,153	0.5
		End Pending	155	72	6	233	10,029	2.3			End Pending	32	123	14	169	78,152	0.2
14th Circuit	CIRCUIT	New Filed	123	313	10	446	52,875	0.8	17th .....	BOONE	New Filed	19	101	18	138	15,862	0.9
	TOTAL	Reinstated	0	0	0	0	14	0.0			Reinstated	0	0	0	0	6	0.0
		Disposed Of	115	203	6	324	48,340	0.7			Disposed Of	37	79	10	126	15,420	0.8
		End Pending	555	869	64	1,488	60,956	2.4			End Pending	38	156	18	212	14,005	1.5
15th .....	CARROLL	New Filed	8	17	0	25	2,805	0.9	17th .....	WINNEBAGO	New Filed	402	321	29	752	61,518	1.2
		Reinstated	0	0	0	0	0	0.0		TOTAL	Reinstated	10	0	1	11	356	3.1
		Disposed Of	8	11	0	19	2,689	0.7			Disposed Of	442	351	38	831	62,563	1.3
		End Pending	27	15	0	42	1,851	2.3			End Pending	1,088	1,403	152	2,643	76,992	3.4
15th .....	JO DAVIESS	New Filed	10	6	0	16	4,953	0.3	17th Circuit	CIRCUIT	New Filed	421	422	47	890	77,380	1.2
		Reinstated	0	0	0	0	0	0.0		TOTAL	Reinstated	10	0	1	11	362	3.0
		Disposed Of	12	5	0	17	4,581	0.4			Disposed Of	479	430	48	957	77,983	1.2
		End Pending	16	2	0	18	2,740	0.7			End Pending	1,126	1,559	170	2,855	90,997	3.1
15th .....	LEE	New Filed	18	20	1	39	8,193	0.5	18th .....	DUPAGE	New Filed	86	498	12	596	186,033	0.3
		Reinstated	0	0	0	0	1	0.0			Reinstated	7	101	0	108	11,316	1.0
		Disposed Of	5	26	2	33	7,765	0.4			Disposed Of	139	562	4	705	195,655	0.4
		End Pending	17	34	6	57	6,512	0.9			End Pending	157	477	16	650	55,617	1.2
15th .....	OGLE	New Filed	27	52	2	81	9,780	0.8	18th Circuit	CIRCUIT	New Filed	86	498	12	596	186,033	0.3
		Reinstated	0	0	0	0	0	0.0		TOTAL	Reinstated	7	101	0	108	11,316	1.0
		Disposed Of	27	53	2	82	9,379	0.9			Disposed Of	139	562	4	705	195,655	0.4
		End Pending	105	214	50	369	9,655	3.8			End Pending	157	477	16	650	55,617	1.2

\* TOTAL OF ALL CASES IN ALL CATEGORIES: CIVIL; DOMESTIC RELATIONS; CRIMINAL; QUASI-CRIMINAL; AND JUVENILE

\*\* INCLUDES ADDICTED MINORS, MINORS REQUIRING AUTHORITATIVE INTERVENTION, AND TRUANTS.

**JUVENILE CASELOAD STATISTICS BY COUNTY  
CIRCUIT COURTS OF ILLINOIS  
CALENDAR YEAR 2017**

CIRCUIT	COUNTY		ABUSE & NEGLECT	DELIN- QUENT	OTHER **	TOTAL JUVENILE	TOTAL * ALL CASES	JUVENILE AS % OF ALL CASES	CIRCUIT	COUNTY		ABUSE & NEGLECT	DELIN- QUENT	OTHER **	TOTAL JUVENILE	TOTAL * ALL CASES	JUVENILE AS % OF ALL CASES
19th .....	LAKE	New Filed	159	613	27	799	135,107	0.6	21st .....	KANKAKEE	New Filed	46	221	4	271	23,330	1.2
		Reinstated	1	23	0	24	4,172	0.6			Reinstated	0	0	0	0	0	0.0
		Disposed Of	178	722	32	932	137,986	0.7			Disposed Of	39	217	4	260	19,346	1.3
		End Pending	453	762	23	1,238	39,016	3.2			End Pending	120	405	10	535	47,957	1.1
19th Circuit	CIRCUIT TOTAL	New Filed	159	613	27	799	135,107	0.6	21st Circuit	CIRCUIT TOTAL	New Filed	55	255	4	314	28,601	1.1
		Reinstated	1	23	0	24	4,172	0.6			Reinstated	0	0	0	0	0	0.0
		Disposed Of	178	722	32	932	137,986	0.7			Disposed Of	45	242	4	291	24,882	1.2
		End Pending	453	762	23	1,238	39,016	3.2			End Pending	163	452	21	636	58,605	1.1
20th .....	MONROE	New Filed	3	16	0	19	4,521	0.4	22nd .....	MCHENRY	New Filed	75	229	8	312	55,913	0.6
		Reinstated	0	0	0	0	8	0.0			Reinstated	1	0	0	1	1,964	0.1
		Disposed Of	0	12	0	12	4,106	0.3			Disposed Of	77	230	14	321	58,214	0.6
		End Pending	15	35	3	53	4,272	1.2			End Pending	146	262	8	416	16,730	2.5
20th .....	PERRY	New Filed	15	22	5	42	3,787	1.1	22nd Circuit	CIRCUIT TOTAL	New Filed	75	229	8	312	55,913	0.6
		Reinstated	0	0	0	0	0	0.0			Reinstated	1	0	0	1	1,964	0.1
		Disposed Of	8	12	1	21	3,535	0.6			Disposed Of	77	230	14	321	58,214	0.6
		End Pending	82	48	14	144	3,263	4.4			End Pending	146	262	8	416	16,730	2.5
20th .....	RANDOLPH	New Filed	28	34	0	62	4,515	1.4	23rd .....	DEKALB	New Filed	36	183	19	238	21,269	1.1
		Reinstated	0	0	0	0	11	0.0			Reinstated	0	2	0	2	1,024	0.2
		Disposed Of	12	29	0	41	4,410	0.9			Disposed Of	21	152	3	176	22,166	0.8
		End Pending	55	38	1	94	2,706	3.5			End Pending	133	305	58	496	13,077	3.8
20th .....	ST. CLAIR	New Filed	183	250	11	444	63,900	0.7	23rd .....	KENDALL TOTAL	New Filed	31	198	19	248	12,299	2.0
		Reinstated	0	0	0	0	281	0.0			Reinstated	0	6	0	6	200	3.0
		Disposed Of	108	274	3	385	69,033	0.6			Disposed Of	18	200	9	227	12,533	1.8
		End Pending	122	248	21	391	57,436	0.7			End Pending	47	436	27	510	7,467	6.8
20th .....	WASHINGTON	New Filed	9	13	7	29	2,674	1.1	23rd Circuit	CIRCUIT TOTAL	New Filed	67	381	38	486	33,568	1.4
		Reinstated	0	0	0	0	0	0.0			Reinstated	0	8	0	8	1,224	0.7
		Disposed Of	2	0	0	2	2,638	0.1			Disposed Of	39	352	12	403	34,699	1.2
		End Pending	38	72	13	123	2,748	4.5			End Pending	180	741	85	1,006	20,544	4.9
20th Circuit	CIRCUIT TOTAL	New Filed	238	335	23	596	79,397	0.8	DOWNSTATE TOTAL	New Filed	4,694	8,627	384	13,705	1,524,038	0.9	
		Reinstated	0	0	0	0	300	0.0		Reinstated	40	160	1	201	28,010	0.7	
		Disposed Of	130	327	4	461	83,722	0.6		Disposed Of	3,822	7,857	301	11,980	1,488,553	0.8	
		End Pending	312	441	52	805	70,425	1.1		End Pending	12,629	15,215	1,825	29,669	1,245,187	2.4	
21st .....	IROQUOIS	New Filed	9	34	0	43	5,271	0.8	COOK COUNTY TOTAL	New Filed	1,292	4,032	0	5,324	1,004,474	0.5	
		Reinstated	0	0	0	0	0	0.0		Reinstated	0	0	0	0	22,332	0.0	
		Disposed Of	6	25	0	31	5,536	0.6		Disposed Of	1,148	6,588	0	7,736	885,632	0.9	
		End Pending	43	47	11	101	10,648	0.9		End Pending	2,575	17,591	0	20,166	1,246,808	1.6	
* TOTAL OF ALL CASES IN ALL CATEGORIES: CIVIL; DOMESTIC RELATIONS; CRIMINAL; QUASI-CRIMINAL; AND JUVENILE									TOTAL	New Filed	5,986	12,659	384	19,029	2,528,512	0.8	
** INCLUDES ADDICTED MINORS, MINORS REQUIRING AUTHORITATIVE INTERVENTION, AND TRUANTS.										Reinstated	40	160	1	201	50,342	0.4	
										Disposed Of	4,970	14,445	301	19,716	2,374,185	0.8	
										End Pending	15,204	32,806	1,825	49,835	2,491,995	2.0	

**AGE OF PENDING CASES BY CASE CATEGORY  
DOWNSTATE CIRCUITS  
AS OF DECEMBER 31, 2017**

CASE CATEGORY	2017 NO. PENDING & % OF TOTAL PENDING CASES		2016 NO. PENDING & % OF TOTAL PENDING CASES		2015 NO. PENDING & % OF TOTAL PENDING CASES		2014 NO. PENDING & % OF TOTAL PENDING CASES		2013 NO. PENDING & % OF TOTAL PENDING CASES		BEFORE 2013 NO. PENDING & % OF TOTAL PENDING CASES		TOTAL PENDING CASES	% PENDING MORE THAN 12 MONTHS
	NO.	%	NO.	%	NO.	%	NO.	%	NO.	%	NO.	%		
ADOPTION	852	32.1	323	12.2	276	10.4	176	6.6	111	4.2	915	34.5	2,653	67.9
ARBITRATION	3,116	57.9	732	13.6	275	5.1	258	4.8	130	2.4	875	16.2	5,386	42.1
CHANCERY	10,433	42.5	3,863	15.7	2,070	8.4	1,315	5.4	1,154	4.7	5,735	23.3	24,570	57.5
DISSOLUTION OF MARRIAGE	11,109	37.6	4,293	14.5	2,418	8.2	1,701	5.8	1,674	5.7	8,337	28.2	29,532	62.4
EMINENT DOMAIN	120	26.0	82	17.7	22	4.8	48	10.4	43	9.3	147	31.8	462	74.0
FAMILY	7,825	19.8	4,708	11.9	3,871	9.8	2,848	7.2	2,695	6.8	17,655	44.6	39,602	80.2
LAW > \$50,000	9,305	31.7	6,180	21.0	4,078	13.9	2,545	8.7	1,790	6.1	5,464	18.6	29,362	68.3
LAW = < \$50,000	7,195	22.5	3,056	9.6	2,347	7.3	2,525	7.9	2,093	6.5	14,768	46.2	31,984	77.5
MUNICIPAL CORPORATION	18	6.1	68	23.1	24	8.1	2	0.7	7	2.4	176	59.7	295	93.9
MENTAL HEALTH	390	33.4	79	6.8	145	12.4	126	10.8	92	7.9	334	28.6	1,166	66.6
MISCELLANEOUS REMEDY	8,339	29.4	4,868	17.1	3,592	12.7	2,973	10.5	2,887	10.2	5,734	20.2	28,393	70.6
ORDER OF PROTECTION	3,484	25.5	1,605	11.8	1,186	8.7	1,662	12.2	2,033	14.9	3,681	27.0	13,651	74.5
PROBATE	14,108	16.5	8,838	10.4	6,950	8.1	5,539	6.5	5,043	5.9	44,847	52.6	85,325	83.5
SMALL CLAIMS	28,013	41.4	6,729	9.9	4,423	6.5	4,199	6.2	4,104	6.1	20,247	29.9	67,715	58.6
TAX	1,628	21.3	718	9.4	529	6.9	533	7.0	495	6.5	3,756	49.0	7,659	78.7
CONTEMPT OF COURT	243	31.9	133	17.5	70	9.2	38	5.0	29	3.8	248	32.6	761	68.1
CRIMINAL FELONY	29,101	55.5	8,283	15.8	3,413	6.5	1,956	3.7	1,220	2.3	8,465	16.1	52,438	44.5
CRIMINAL MISDEMEANOR	26,656	37.5	8,229	11.6	4,854	6.8	3,297	4.6	2,791	3.9	25,337	35.6	71,164	62.5
JUVENILE	313	17.2	211	11.6	185	10.1	152	8.3	111	6.1	853	46.7	1,825	82.8
JUVENILE ABUSE/NEGLECT	3,858	30.6	2,430	19.2	1,575	12.5	1,131	9.0	661	5.2	2,973	23.5	12,628	69.4
JUVENILE DELINQUENT	5,232	34.4	2,594	17.0	1,673	11.0	1,060	7.0	849	5.6	3,807	25.0	15,215	65.6
CONSERVATION VIOLATION	1,357	37.6	249	6.9	141	3.9	109	3.0	149	4.1	1,600	44.4	3,605	62.4
DRIVING UNDER INFLUENCE	14,298	45.7	4,101	13.1	1,782	5.7	1,049	3.4	802	2.6	9,236	29.5	31,268	54.3
ORDINANCE VIOLATION	9,549	24.1	2,360	5.9	2,603	6.6	1,792	4.5	1,537	3.9	21,861	55.1	39,702	75.9
TRAFFIC CASES	211,934	32.8	47,073	7.3	29,276	4.5	24,415	3.8	23,331	3.6	309,995	48.0	646,024	67.2
CIVIL LAW VIOLATION *	2,987	86.3	475	13.7	0	0.0	0	0.0	0	0.0	0	0.0	3,462	13.7
<b>TOTALS</b>	<b>411,463</b>	<b>33.0</b>	<b>122,280</b>	<b>9.8</b>	<b>77,778</b>	<b>6.2</b>	<b>61,449</b>	<b>4.9</b>	<b>55,831</b>	<b>4.5</b>	<b>517,046</b>	<b>41.5</b>	<b>1,245,847</b>	<b>67.0</b>

\* New case category in 2016

**LAW CASE DISPOSITIONS BY CIRCUIT  
CIRCUIT COURTS OF ILLINOIS  
CALENDAR YEAR 2017**

Circuit	Total Law Cases Disposed of			Number of Law Jury Cases Terminated By Verdict		
	Law Over \$50,000	Law \$50,000 Or Less	Total	Law Over \$50,000	Law \$50,000 Or Less	Total
1st . . . . .	421	1,388	1,809	69	7	76
2nd . . . . .	201	655	856	14	3	17
3rd . . . . .	1,918	1,473	3,391	10	0	10
4th . . . . .	200	754	954	7	2	9
5th . . . . .	74	1,012	1,086	4	0	4
6th . . . . .	362	2,265	2,627	11	2	13
7th . . . . .	312	2,291	2,603	6	0	6
8th . . . . .	90	470	560	10	0	10
9th . . . . .	91	635	726	6	1	7
10th . . . . .	426	1,997	2,423	5	3	8
11th . . . . .	253	1,395	1,648	19	0	19
12th . . . . .	1,039	3,264	4,303	24	2	26
13th . . . . .	314	1,093	1,407	6	1	7
14th . . . . .	203	1,143	1,346	2	0	2
15th . . . . .	123	663	786	6	0	6
16th . . . . .	247	1,340	1,587	11	0	11
17th . . . . .	442	2,234	2,676	10	0	10
18th . . . . .	1,436	3,621	5,057	22	0	22
19th . . . . .	1,049	2,706	3,755	18	0	18
20th . . . . .	654	2,723	3,377	17	2	19
21st . . . . .	167	1,019	1,186	3	0	3
22nd . . . . .	457	920	1,377	4	0	4
23rd . . . . .	243	1,320	1,563	5	0	5
DOWNSTATE TOTAL .	10,722	36,381	47,103	289	23	312
COOK COUNTY . . . .	13,097	89,485	102,582	400	121	521
STATE TOTAL . . . . .	23,819	125,866	149,685	689	144	833

**LAW CASE DISPOSITIONS BY COUNTY  
CIRCUIT COURTS OF ILLINOIS  
CALENDAR YEAR 2017**

CIRCUIT	COUNTY	TOTAL LAW CASES			LAW JURY CASES					
		DISPOSED OF			NO. TERMINATED BY VERDICT			AVERAGE TIME IN MONTHS		
		LAW OVER \$50,000	LAW \$50,000 OR LESS	TOTAL	LAW OVER \$50,000	LAW \$50,000 OR LESS	TOTAL	LAW OVER \$50,000	LAW \$50,000 OR LESS	ALL LAW JURY VERDICTS
1st.....	ALEXANDER	3	5	8	0	0	0	0.0	0.0	0.0
	JACKSON	116	552	668	56	2	58	35.3	18.5	34.7
	JOHNSON	16	28	44	0	0	0	0.0	0.0	0.0
	MASSAC	9	71	80	1	0	1	12.9	0.0	12.9
	POPE	1	9	10	0	0	0	0.0	0.0	0.0
	PULASKI	5	7	12	1	0	1	65.8	0.0	65.8
	SALINE	39	150	189	4	0	4	72.7	0.0	72.7
	UNION	26	59	85	0	0	0	0.0	0.0	0.0
	WILLIAMSON	206	507	713	7	5	12	36.6	30.4	34.0
1st.....	CIRCUIT TOTAL	421	1,388	1,809	69	7	76	37.7	27.0	36.7
2nd.....	CRAWFORD	9	57	66	0	0	0	0.0	0.0	0.0
	EDWARDS	4	10	14	0	0	0	0.0	0.0	0.0
	FRANKLIN	53	187	240	12	0	12	42.7	0.0	42.7
	GALLATIN	4	10	14	0	0	0	0.0	0.0	0.0
	HAMILTON	8	21	29	0	0	0	0.0	0.0	0.0
	HARDIN	1	4	5	1	0	1	51.2	0.0	51.2
	JEFFERSON	74	171	245	1	3	4	82.0	41.1	51.3
	LAWRENCE	8	23	31	0	0	0	0.0	0.0	0.0
	RICHLAND	9	50	59	0	0	0	0.0	0.0	0.0
	WABASH	4	40	44	0	0	0	0.0	0.0	0.0
	WAYNE	8	33	41	0	0	0	0.0	0.0	0.0
	WHITE	19	49	68	0	0	0	0.0	0.0	0.0
2nd.....	CIRCUIT TOTAL	201	655	856	14	3	17	46.1	41.1	45.2
3rd.....	BOND	9	13	22	0	0	0	0.0	0.0	0.0
	MADISON	1,909	1,460	3,369	10	0	10	30.9	0.0	30.9
3rd.....	CIRCUIT TOTAL	1,918	1,473	3,391	10	0	10	30.9	0.0	30.9
4th.....	CHRISTIAN	22	130	152	1	0	1	33.1	0.0	33.1
	CLAY	10	40	50	2	1	3	10.3	3.2	8.0
	CLINTON	33	103	136	2	1	3	37.0	27.1	33.7
	EFFINGHAM	34	78	112	1	0	1	33.6	0.0	33.6
	FAYETTE	9	52	61	1	0	1	7.7	0.0	7.7
	JASPER	12	17	29	0	0	0	0.0	0.0	0.0
	MARION	52	184	236	0	0	0	0.0	0.0	0.0
	MONTGOMERY	18	80	98	0	0	0	0.0	0.0	0.0
	SHELBY	10	70	80	0	0	0	0.0	0.0	0.0
4th.....	CIRCUIT TOTAL	200	754	954	7	2	9	24.1	15.2	22.1
5th.....	CLARK	8	32	40	1	0	1	34.6	0.0	34.6
	COLES	9	314	323	0	0	0	0.0	0.0	0.0
	CUMBERLAND	7	14	21	2	0	2	36.2	0.0	36.2
	EDGAR	16	59	75	0	0	0	0.0	0.0	0.0
	VERMILION	34	593	627	1	0	1	21.8	0.0	21.8
5th.....	CIRCUIT TOTAL	74	1,012	1,086	4	0	4	32.2	0.0	32.2

**LAW CASE DISPOSITIONS BY COUNTY  
CIRCUIT COURTS OF ILLINOIS  
CALENDAR YEAR 2017**

CIRCUIT	COUNTY	TOTAL LAW CASES			LAW JURY CASES					
		DISPOSED OF			NO. TERMINATED BY VERDICT			AVERAGE TIME IN MONTHS		
		LAW OVER \$50,000	LAW \$50,000 OR LESS	TOTAL	LAW OVER \$50,000	LAW \$50,000 OR LESS	TOTAL	LAW OVER \$50,000	LAW \$50,000 OR LESS	ALL LAW JURY VERDICTS
6th.....	CHAMPAIGN	164	1,164	1,328	1	0	1	22.2	0.0	22.2
	DEWITT	5	7	12	0	0	0	0.0	0.0	0.0
	DOUGLAS	28	45	73	1	0	1	22.5	0.0	22.5
	MACON	146	966	1,112	5	0	5	28.6	0.0	28.6
	MOULTRIE	9	45	54	0	0	0	0.0	0.0	0.0
	PIATT	10	38	48	4	2	6	32.9	39.7	35.2
6th.....	CIRCUIT TOTAL	362	2,265	2,627	11	2	13	29.0	39.7	30.7
7th.....	GREENE	15	56	71	0	0	0	0.0	0.0	0.0
	JERSEY	23	67	90	1	0	1	19.0	0.0	19.0
	MACOUPIN	36	221	257	0	0	0	0.0	0.0	0.0
	MORGAN	28	142	170	0	0	0	0.0	0.0	0.0
	SANGAMON	209	1,799	2,008	5	0	5	79.2	0.0	79.2
	SCOTT	1	6	7	0	0	0	0.0	0.0	0.0
7th.....	CIRCUIT TOTAL	312	2,291	2,603	6	0	6	69.2	0.0	69.2
8th.....	ADAMS	57	305	362	2	0	2	33.3	0.0	33.3
	BROWN	1	11	12	0	0	0	0.0	0.0	0.0
	CALHOUN	5	11	16	0	0	0	0.0	0.0	0.0
	CASS	5	33	38	1	0	1	23.7	0.0	23.7
	MASON	5	34	39	3	0	3	18.7	0.0	18.7
	MENARD	5	18	23	0	0	0	0.0	0.0	0.0
	PIKE	9	44	53	4	0	4	14.6	0.0	14.6
	SCHUYLER	3	14	17	0	0	0	0.0	0.0	0.0
8th.....	CIRCUIT TOTAL	90	470	560	10	0	10	20.5	0.0	20.5
9th.....	FULTON	21	96	117	1	0	1	36.7	0.0	36.7
	HANCOCK	3	43	46	0	0	0	0.0	0.0	0.0
	HENDERSON	5	8	13	0	0	0	0.0	0.0	0.0
	KNOX	38	335	373	4	1	5	55.3	12.4	46.7
	MCDONOUGH	15	103	118	1	0	1	131.5	0.0	131.5
	WARREN	9	50	59	0	0	0	0.0	0.0	0.0
9th.....	CIRCUIT TOTAL	91	635	726	6	1	7	64.9	12.4	57.4
10th....	MARSHALL	8	41	49	0	0	0	0.0	0.0	0.0
	PEORIA	298	1,431	1,729	2	1	3	67.6	23.4	52.9
	PUTNAM	8	10	18	0	0	0	0.0	0.0	0.0
	STARK	5	10	15	0	0	0	0.0	0.0	0.0
	TAZEWELL	107	505	612	3	2	5	20.4	20.1	20.3
10th....	CIRCUIT TOTAL	426	1,997	2,423	5	3	8	39.3	21.2	32.5
11th....	FORD	10	27	37	0	0	0	0.0	0.0	0.0
	LIVINGSTON	27	183	210	2	0	2	41.9	0.0	41.9
	LOGAN	17	117	134	0	0	0	0.0	0.0	0.0
	MCLEAN	185	982	1,167	10	0	10	50.6	0.0	50.6
	WOODFORD	14	86	100	7	0	7	18.8	0.0	18.8
11th....	CIRCUIT TOTAL	253	1,395	1,648	19	0	19	38.0	0.0	38.0



**LAW CASE DISPOSITIONS BY COUNTY  
CIRCUIT COURTS OF ILLINOIS  
CALENDAR YEAR 2017**

CIRCUIT	COUNTY	TOTAL LAW CASES			LAW JURY CASES					
		DISPOSED OF			NO. TERMINATED BY VERDICT			AVERAGE TIME IN MONTHS		
		LAW OVER \$50,000	LAW \$50,000 OR LESS	TOTAL	LAW OVER \$50,000	LAW \$50,000 OR LESS	TOTAL	LAW OVER \$50,000	LAW \$50,000 OR LESS	ALL LAW JURY VERDICTS
12th....	WILL	1,039	3,264	4,303	24	2	26	39.1	11.3	37.0
12th....	CIRCUIT TOTAL	1,039	3,264	4,303	24	2	26	39.1	11.3	37.0
13th....	BUREAU	28	108	136	3	1	4	30.3	5.9	24.2
	GRUNDY	71	259	330	1	0	1	66.5	0.0	66.5
	LASALLE	215	726	941	2	0	2	77.3	0.0	77.3
13th....	CIRCUIT TOTAL	314	1,093	1,407	6	1	7	52.0	5.9	45.4
14th....	HENRY	24	165	189	0	0	0	0.0	0.0	0.0
	MERCER	1	18	19	0	0	0	0.0	0.0	0.0
	ROCK ISLAND	135	743	878	1	0	1	44.3	0.0	44.3
	WHITESIDE	43	217	260	1	0	1	86.8	0.0	86.8
14th....	CIRCUIT TOTAL	203	1,143	1,346	2	0	2	65.5	0.0	65.5
15th....	CARROLL	8	30	38	0	0	0	0.0	0.0	0.0
	JO DAVIESS	26	48	74	1	0	1	66.4	0.0	66.4
	LEE	26	105	131	0	0	0	0.0	0.0	0.0
	OGLE	26	165	191	0	0	0	0.0	0.0	0.0
	STEPHENSON	37	315	352	5	0	5	8.2	0.0	8.2
15th....	CIRCUIT TOTAL	123	663	786	6	0	6	17.9	0.0	17.9
16th....	KANE	247	1,340	1,587	11	0	11	38.3	0.0	38.3
	CIRCUIT TOTAL	247	1,340	1,587	11	0	11	38.3	0.0	38.3
17th....	BOONE	50	126	176	1	0	1	54.6	0.0	54.6
	WINNEBAGO	392	2,108	2,500	9	0	9	49.4	0.0	49.4
17th....	CIRCUIT TOTAL	442	2,234	2,676	10	0	10	49.9	0.0	49.9
18th....	DU PAGE	1,436	3,621	5,057	22	0	22	46.7	0.0	46.7
18th....	CIRCUIT TOTAL	1,436	3,621	5,057	22	0	22	46.7	0.0	46.7
19th....	LAKE	1,049	2,706	3,755	18	0	18	25.6	0.0	25.6
19th....	CIRCUIT TOTAL	1,049	2,706	3,755	18	0	18	25.6	0.0	25.6
20th....	MONROE	26	47	73	5	1	6	14.4	48.4	20.1
	PERRY	12	69	81	0	0	0	0.0	0.0	0.0
	RANDOLPH	29	138	167	1	1	2	26.5	2.7	14.6
	ST. CLAIR	575	2,421	2,996	11	0	11	57.8	0.0	57.8
	WASHINGTON	12	48	60	0	0	0	0.0	0.0	0.0
20th....	CIRCUIT TOTAL	654	2,723	3,377	17	2	19	43.2	25.5	41.3
21st....	IROQUOIS	20	74	94	0	0	0	0.0	0.0	0.0
	KANKAKEE	147	945	1,092	3	0	3	67.0	0.0	67.0
21st....	CIRCUIT TOTAL	167	1,019	1,186	3	0	3	67.0	0.0	67.0
22nd...	MCHENRY	457	920	1,377	4	0	4	46.3	0.0	46.3
22nd...	CIRCUIT TOTAL	457	920	1,377	4	0	4	46.3	0.0	46.3
23rd...	DEKALB	148	576	724	2	0	2	30.3	0.0	30.3
	KENDALL	95	744	839	3	0	3	38.2	0.0	38.2
23rd...	CIRCUIT TOTAL	243	1,320	1,563	5	0	5	35.1	0.0	35.1
	DOWNSTATE TOTAL	10,722	36,381	47,103	289	23	312	39.1	25.1	38.0
COOK	COOK COUNTY	13,097	89,485	102,582	400	121	521	32.2	23.0	30.0
	STATE TOTAL	23,819	125,866	149,685	689	144	833	35.1	23.4	33.0

**TIME LAPSE: CASE FILING TO DATE OF VERDICT  
LAW JURY VERDICTS OVER \$50,000  
CIRCUIT COURTS OF ILLINOIS  
CALENDAR YEAR 2017**

COUNTY	LAW JURY VERDICTS OVER \$50,000	AVG. TIME LAPSE IN MONTHS BETWEEN DATE OF FILING AND DATE OF VERDICT	COUNTY	LAW JURY VERDICTS OVER \$50,000	AVG. TIME LAPSE IN MONTHS BETWEEN DATE OF FILING AND DATE OF VERDICT	COUNTY	LAW JURY VERDICTS OVER \$50,000	AVG. TIME LAPSE IN MONTHS BETWEEN DATE OF FILING AND DATE OF VERDICT
ADAMS	2	33.3	HARDIN	1	51.2	MORGAN	0	0
ALEXANDER	0	0	HENDERSON	0	0	MOULTRIE	0	0
BOND	0	0	HENRY	0	0	OGLE	0	0
BOONE	1	54.6	IROQUOIS	0	0	PEORIA	2	67.6
BROWN	0	0	JACKSON	56	35.3	PERRY	0	0
BUREAU	3	30.3	JASPER	0	0	PIATT	4	32.9
CALHOUN	0	0	JEFFERSON	1	82	PIKE	4	14.6
CARROLL	0	0	JERSEY	1	19	POPE	0	0
CASS	1	23.7	JO DAVIESS	1	66.4	PULASKI	1	65.8
CHAMPAIGN	1	22.2	JOHNSON	0	0	PUTNAM	0	0
CHRISTIAN	1	33.1	KANE	11	38.3	RANDOLPH	1	26.5
CLARK	1	34.6	KANKAKEE	3	67	RICHLAND	0	0
CLAY	2	10.3	KENDALL	3	38.2	ROCK ISLAND	1	44.3
CLINTON	2	37	KNOX	4	55.3	SALINE	4	72.7
COLES	0	0	LAKE	18	25.6	SANGAMON	5	79.2
COOK	400	32.2	LASALLE	2	77.3	SCHUYLER	0	0
CRAWFORD	0	0	LAWRENCE	0	0	SCOTT	0	0
CUMBERLAND	2	36.2	LEE	0	0	SHELBY	0	0
DEKALB	2	30.3	LIVINGSTON	2	41.9	ST. CLAIR	11	57.8
DEWITT	0	0	LOGAN	0	0	STARK	0	0
DOUGLAS	1	22.5	MACON	5	28.6	STEPHENSON	5	8.2
DUPAGE	22	46.7	MACOUPIN	0	0	TAZEWELL	3	20.4
EDGAR	0	0	MADISON	10	30.9	UNION	0	0
EDWARDS	0	0	MARION	0	0	VERMILION	1	21.8
EFFINGHAM	1	33.6	MARSHALL	0	0	WABASH	0	0
FAYETTE	1	7.7	MASON	3	18.7	WARREN	0	0
FORD	0	0	MASSAC	1	12.9	WASHINGTON	0	0
FRANKLIN	12	42.7	MCDONOUGH	1	131.5	WAYNE	0	0
FULTON	1	36.7	MCHENRY	4	46.3	WHITE	0	0
GALLATIN	0	0	MCLEAN	10	50.6	WHITESIDE	1	86.8
GREENE	0	0	MENARD	0	0	WILL	24	39.1
GRUNDY	1	66.5	MERCER	0	0	WILLIAMSON	7	36.6
HAMILTON	0	0	MONROE	5	14.4	WINNEBAGO	9	49.4
HANCOCK	0	0	MONTGOMERY	0	0	WOODFORD	7	18.8

**FELONY DISPOSITIONS AND SENTENCES BY COUNTY  
CIRCUIT COURTS OF ILLINOIS  
CALENDAR YEAR 2017**

CIRCUIT	COUNTY	TOTAL NUMBER OF DEFENDANTS	TOTAL CONVICTED	CONVICTED OF FELONIES			FOUND NOT GUILTY		REMAINING BALANCE *	SENTENCES			
				PLEA OF GUILTY	CON- VICTED BY COURT	CON- VICTED BY JURY	BENCH TRIAL	JURY TRIAL		STATE IMPRISONMENT	PROBATION	OTHER	TOTAL SENTENCES
1st.....	ALEXANDER	50	26	26	0	0	0	0	24	8	17	1	26
	JACKSON	609	322	318	1	3	2	5	280	70	185	67	322
	JOHNSON	70	39	38	0	1	0	0	31	16	21	2	39
	MASSAC	152	85	84	0	1	0	0	67	30	49	6	85
	POPE	31	20	20	0	0	0	0	11	9	11	0	20
	PULASKI	93	32	32	0	0	0	0	61	10	15	7	32
	SALINE	400	213	208	1	4	0	0	187	66	144	3	213
	UNION	246	135	134	0	1	0	1	110	48	53	34	135
	WILLIAMSON	587	244	241	1	2	3	0	340	49	135	60	244
1st.....	CIRCUIT TOTAL	2,238	1,116	1,101	3	12	5	6	1,111	306	630	180	1,116
2nd.....	CRAWFORD	200	141	141	0	0	1	0	58	40	98	3	141
	EDWARDS	60	45	44	1	0	1	0	14	18	24	3	45
	FRANKLIN	538	339	339	0	0	1	0	198	122	189	28	339
	GALLATIN	59	37	37	0	0	0	0	22	21	10	6	37
	HAMILTON	55	43	43	0	0	0	0	12	22	15	6	43
	HARDIN	54	30	30	0	0	0	0	24	6	12	12	30
	JEFFERSON	511	316	313	0	3	0	0	195	109	136	71	316
	LAWRENCE	126	95	93	0	2	0	0	31	48	40	7	95
	RICHLAND	183	79	77	0	2	0	0	104	36	40	3	79
	WABASH	170	132	132	0	0	0	0	38	27	69	36	132
	WAYNE	159	70	49	21	0	0	0	89	21	46	3	70
	WHITE	222	130	130	0	0	0	0	92	57	39	34	130
2nd.....	CIRCUIT TOTAL	2,337	1,457	1,428	22	7	3	0	877	527	718	212	1,457
3rd.....	BOND	151	126	126	0	0	0	0	25	34	90	2	126
	MADISON	3,441	1,751	1,748	3	0	0	2	1,688	497	1,018	236	1,751
3rd.....	CIRCUIT TOTAL	3,592	1,877	1,874	3	0	0	2	1,713	531	1,108	238	1,877
4th.....	CHRISTIAN	215	129	127	0	2	0	1	85	48	76	5	129
	CLAY	109	73	73	0	0	0	0	36	28	40	5	73
	CLINTON	203	167	165	1	1	0	1	35	63	94	10	167
	EFFINGHAM	328	216	213	1	2	1	2	109	44	140	32	216
	FAYETTE	228	156	152	1	3	1	1	70	65	82	8	156
	JASPER	88	34	34	0	0	0	0	54	8	21	5	34
	MARION	436	297	297	0	0	2	0	137	88	196	13	297
	MONTGOMERY	255	193	192	0	1	2	0	60	86	89	18	193
	SHELBY	123	73	72	0	1	0	0	50	23	40	10	73
4th.....	CIRCUIT TOTAL	1,985	1,338	1,325	3	10	6	5	636	453	778	106	1,337
5th.....	CLARK	99	85	83	1	1	0	0	14	21	62	2	85
	COLES	487	345	342	1	2	1	1	140	98	242	5	345
	CUMBERLAND	73	38	38	0	0	0	0	35	1	29	8	38
	EDGAR	250	165	164	0	1	0	0	85	56	99	10	165
	VERMILION	871	601	595	2	4	0	5	265	169	414	18	601
5th.....	CIRCUIT TOTAL	1,780	1,234	1,222	4	8	1	6	539	345	846	43	1,234

\* INCLUDES SUCH DISPOSITIONS AS TRANSFERS TO INACTIVE/FUGITIVE WARRANT CALENDAR, EXTRADITION PROCEEDINGS, AND DISMISSED ON MOTION OF STATE.

**FELONY DISPOSITIONS AND SENTENCES BY COUNTY  
CIRCUIT COURTS OF ILLINOIS  
CALENDAR YEAR 2017**

CIRCUIT	COUNTY	TOTAL NUMBER OF DEFENDANTS	TOTAL CONVICTED	CONVICTED OF FELONIES			FOUND NOT GUILTY		REMAINING BALANCE *	SENTENCES			
				PLEA OF GUILTY	CON- VICTED BY COURT	CON- VICTED BY JURY	BENCH TRIAL	JURY TRIAL		STATE IMPRISONMENT	PROBATION	OTHER	TOTAL SENTENCES
6th.....	CHAMPAIGN	1,651	892	649	226	17	1	11	747	243	446	203	892
	DEWITT	101	65	63	1	1	0	0	36	27	32	6	65
	DOUGLAS	146	84	84	0	0	0	0	62	29	42	13	84
	MACON	1,529	941	921	5	15	4	3	581	295	591	55	941
	MOULTRIE	41	30	30	0	0	0	0	11	15	15	0	30
	PIATT	67	32	32	0	0	0	0	35	5	20	7	32
6th.....	CIRCUIT TOTAL	3,535	2,044	1,779	232	33	5	14	1,472	614	1,146	284	2,044
7th.....	GREENE	149	85	85	0	0	0	0	64	26	54	5	85
	JERSEY	260	184	181	3	0	1	0	75	53	62	69	184
	MACOUPIN	289	266	266	0	0	0	1	22	94	162	10	266
	MORGAN	223	152	151	0	1	0	0	71	73	70	9	152
	SANGAMON	1,471	753	752	0	1	0	4	714	308	345	100	753
	SCOTT	30	17	17	0	0	0	0	13	1	14	2	17
7th.....	CIRCUIT TOTAL	2,422	1,457	1,452	3	2	1	5	959	555	707	195	1,457
8th.....	ADAMS	815	528	525	2	1	0	4	283	227	273	28	528
	BROWN	16	10	10	0	0	0	0	6	0	7	3	10
	CALHOUN	27	20	20	0	0	0	0	7	13	7	0	20
	CASS	93	43	43	0	0	0	0	50	11	30	2	43
	MASON	187	122	120	2	0	0	0	65	48	57	17	122
	MENARD	50	43	43	0	0	0	0	7	18	20	5	43
	PIKE	152	129	129	0	0	0	0	23	41	86	2	129
	SCHUYLER	36	36	35	1	0	0	0	0	11	23	2	36
8th.....	CIRCUIT TOTAL	1,376	931	925	5	1	0	4	441	369	503	59	931
9th.....	FULTON	234	138	138	0	0	0	0	96	48	42	48	138
	HANCOCK	150	111	110	0	1	0	1	38	39	67	5	111
	HENDERSON	95	36	36	0	0	0	0	59	10	19	7	36
	KNOX	600	298	292	4	2	1	2	299	106	192	0	298
	MCDONOUGH	297	154	154	0	0	0	0	143	25	88	41	154
	WARREN	137	50	50	0	0	0	0	87	13	21	16	50
9th.....	CIRCUIT TOTAL	1,513	787	780	4	3	1	3	722	241	429	117	787
10th....	MARSHALL	65	33	33	0	0	0	0	32	14	16	3	33
	PEORIA	933	745	700	15	30	2	3	183	337	399	9	745
	PUTNAM	12	7	7	0	0	0	0	5	2	3	2	7
	STARK	19	17	15	2	0	0	0	2	4	13	0	17
	TAZEWELL	563	403	398	1	4	1	0	159	143	241	19	403
10th....	CIRCUIT TOTAL	1,592	1,205	1,153	18	34	3	3	381	500	672	33	1,205
11th....	FORD	82	48	46	1	1	0	1	33	18	26	4	48
	LIVINGSTON	298	244	224	6	14	5	4	45	95	114	35	244
	LOGAN	170	147	145	1	1	0	0	23	71	64	12	147
	MCLEAN	1,421	1,000	980	11	9	0	11	410	269	667	64	1,000
	WOODFORD	123	91	89	1	1	0	1	31	30	56	5	91
11th....	CIRCUIT TOTAL	2,094	1,530	1,484	20	26	5	17	542	483	927	120	1,530

\* INCLUDES SUCH DISPOSITIONS AS TRANSFERS TO INACTIVE/FUGITIVE WARRANT CALENDAR, EXTRADITION PROCEEDINGS, AND DISMISSED ON MOTION OF STATE.

**FELONY DISPOSITIONS AND SENTENCES BY COUNTY  
CIRCUIT COURTS OF ILLINOIS  
CALENDAR YEAR 2017**

CIRCUIT	COUNTY	TOTAL NUMBER OF DEFENDANTS	TOTAL CONVICTED	CONVICTED OF FELONIES			FOUND NOT GUILTY		REMAINING BALANCE *	SENTENCES			
				PLEA OF GUILTY	CON- VICTED BY COURT	CON- VICTED BY JURY	BENCH TRIAL	JURY TRIAL		STATE IMPRISONMENT	PROBATION	OTHER	TOTAL SENTENCES
12th....	WILL	2,412	1,877	1,847	22	8	32	5	498	676	1,011	190	1,877
12th....	CIRCUIT TOTAL	2,412	1,877	1,847	22	8	32	5	498	676	1,011	190	1,877
13th....	BUREAU	95	90	87	2	1	2	0	3	30	46	14	90
	GRUNDY	304	213	207	5	1	1	2	88	75	93	45	213
	LASALLE	568	463	455	2	6	0	1	104	200	185	78	463
13th....	CIRCUIT TOTAL	967	766	749	9	8	3	3	195	305	324	137	766
14th....	HENRY	427	305	284	11	10	6	4	112	90	162	53	305
	MERCER	130	72	72	0	0	0	0	58	12	48	12	72
	ROCK ISLAND	785	544	535	6	3	1	2	238	137	310	97	544
	WHITESIDE	304	210	206	1	3	1	2	91	70	134	6	210
14th....	CIRCUIT TOTAL	1,646	1,131	1,097	18	16	8	8	499	309	654	168	1,131
15th....	CARROLL	73	39	38	1	0	0	1	33	6	29	4	39
	JO DAVIESS	75	39	38	1	0	1	0	35	14	17	8	39
	LEE	223	159	157	2	0	0	0	64	59	84	16	159
	OGLE	210	125	125	0	0	0	0	85	46	63	16	125
	STEPHENSON	357	290	285	4	1	0	2	65	128	150	12	290
15th....	CIRCUIT TOTAL	938	652	643	8	1	1	3	282	253	343	56	652
16th....	KANE	2,277	1,419	1,365	29	25	29	21	808	568	850	1	1,419
16th....	CIRCUIT TOTAL	2,277	1,419	1,365	29	25	29	21	808	568	850	1	1,419
17th....	BOONE	356	288	280	3	5	2	0	66	113	146	29	288
	WINNEBAGO	2,983	1,622	1,575	21	26	3	5	1,353	376	1,044	202	1,622
17th....	CIRCUIT TOTAL	3,339	1,910	1,855	24	31	5	5	1,419	489	1,190	231	1,910
18th....	DU PAGE	2,980	1,857	1,790	48	19	1	40	1,082	539	776	542	1,857
18th....	CIRCUIT TOTAL	2,980	1,857	1,790	48	19	1	40	1,082	539	776	542	1,857
19th....	LAKE	3,580	1,573	1,546	16	11	9	4	1,994	435	911	227	1,573
19th....	CIRCUIT TOTAL	3,580	1,573	1,546	16	11	9	4	1,994	435	911	227	1,573
20th....	MONROE	114	83	49	33	1	0	0	31	22	58	3	83
	PERRY	172	107	105	2	0	1	0	64	27	59	21	107
	RANDOLPH	168	115	111	2	2	3	1	49	42	67	6	115
	ST. CLAIR	1,784	1,127	1,115	3	9	7	7	643	373	739	15	1,127
	WASHINGTON	71	31	30	0	1	0	0	40	9	11	11	31
20th....	CIRCUIT TOTAL	2,309	1,463	1,410	40	13	11	8	827	473	934	56	1,463
21st....	IROQUOIS	181	117	109	2	6	0	1	63	37	75	5	117
	KANKAKEE	439	312	308	1	3	7	6	114	115	161	36	312
21st....	CIRCUIT TOTAL	620	429	417	3	9	7	7	177	152	236	41	429
22nd....	MCHENRY	1,205	561	553	3	5	9	4	631	133	302	126	561
22nd....	CIRCUIT TOTAL	1,205	561	553	3	5	9	4	631	133	302	126	561
23rd....	DEKALB	863	463	455	3	5	3	5	392	96	171	196	463
	KENDALL	320	265	252	6	7	6	2	47	45	144	76	265
23rd....	CIRCUIT TOTAL	1,183	728	707	9	12	9	7	439	141	315	272	728
	DOWNSTATE TOTAL	47,948	29,342	28,502	546	294	154	180	18,272	9,397	16,310	3,635	29,342
COOK	COOK COUNTY	38,941	14,355	14,071	193	91	832	47	23,707	9,120	3,259	1,976	14,355
	STATE TOTAL	86,889	43,697	42,573	739	385	986	227	41,979	18,517	19,569	5,611	43,697

\* INCLUDES SUCH DISPOSITIONS AS TRANSFERS TO INACTIVE/FUGITIVE WARRANT CALENDAR, EXTRADITION PROCEEDINGS, AND DISMISSED ON MOTION OF STATE.



# FINANCIAL SUMMARY OF THE CIRCUIT COURTS OF ILLINOIS

The amounts reported on the following pages are for FY 2017. In most counties, FY17 ended 11/30/2017. Those counties with different fiscal years are as follows:

Calhoun	FY17 ended 08/30/2017
DeKalb	FY17 ended 12/31/2017
Douglas	FY17 ended 12/31/2017
Greene	FY17 ended 12/31/2017
Macoupin	FY17 ended 08/31/2017
Massac	FY17 ended 12/31/2017
McLean	FY17 ended 12/31/2017
Morgan	FY17 ended 08/31/2017
Peoria	FY17 ended 12/31/2017
St. Clair	FY17 ended 12/31/2017
Shelby	FY17 ended 08/31/2017
Stephenson	FY17 ended 12/31/2017
Winnebago	FY17 ended 09/30/2017

Beginning in October of 1999, employers began sending child support payments to the State Disbursement Unit rather than to circuit clerks for processing and disbursement to recipients. The amounts reported by circuit clerks under the heading "Maintenance and Child Support Payments" include payments processed and disbursed by the State Disbursement Unit.

**CIRCUIT CLERK  
FEES AND OTHER REVENUE BY COUNTY  
DECEMBER 1, 2016 - NOVEMBER 30, 2017**

CIRCUIT	COUNTY	FEES AND OTHER REVENUE OF CLERK'S OFFICE									
		CLERK'S FEES AND COSTS	COURT AUTOMA- TION FUND	MAINTENANCE AND CHILD SUPPORT	DOCUMENT STORAGE FUND	OPERATION AND ADMIN. FUND	CLERK'S E-CITATION FUND	INTEREST ON INVESTED FUNDS	DHFS IV-D CONTR. & INCENT.	OTHER	TOTAL FEES AND OTHER REVENUE
1st.....	Alexander	46,313	32,046	0	32,139	4,222	10	489	7,715	0	122,934
	Jackson	280,840	102,071	24,630	101,677	13,209	6,146	5,586	10,107	90	544,356
	Johnson	62,757	18,578	0	18,488	2,549	0	79	1,226	0	103,676
	Massac	86,129	68,726	0	68,921	3,345	0	933	10,080	2,526	240,660
	Pope	34,719	10,703	36	12,069	1,925	0	24	1,167	0	60,643
	Pulaski	73,159	52,967	36	52,722	1,178	0	1,074	1,524	0	182,660
	Saline	183,502	54,568	15,728	54,078	2,685	0	61	5,694	0	316,316
	Union	136,405	80,715	3,244	75,120	1,891	2,105	420	4,232	0	304,132
	Williamson	556,184	59,904	763	58,076	10,792	0	4,508	20,129	0	710,356
1st.....	Circuit Total	1,460,009	480,276	44,438	473,290	41,795	8,261	13,173	61,875	2,616	2,585,733
2nd.....	Crawford	103,049	18,549	5,706	11,097	2,687	0	1,009	360	0	142,457
	Edwards	28,748	12,682	3,979	12,645	1,735	0	83	2,367	0	62,240
	Franklin	326,615	79,384	0	78,602	7,729	0	224	9,116	0	501,671
	Gallatin	48,093	10,834	1,902	10,730	1,087	0	209	630	1,224	74,709
	Hamilton	41,973	12,673	3,636	12,622	1,474	0	474	3,608	0	76,460
	Hardin	29,139	5,728	396	4,730	469	0	27	273	56	40,817
	Jefferson	193,105	75,367	22,714	75,341	8,383	0	13,822	1,080	0	389,813
	Lawrence	81,828	22,456	15,211	22,183	1,158	0	797	2,091	0	145,724
	Richland	66,113	24,685	8,968	24,673	2,462	0	89	3,470	0	130,460
	Wabash	81,454	19,075	12,098	18,717	2,114	0	90	3,449	0	136,997
	Wayne	71,502	25,615	8,688	21,308	3,076	0	147	4,247	0	134,583
	White	89,474	35,767	9,744	33,665	3,049	0	116	5,557	0	177,372
2nd.....	Circuit Total	1,161,093	342,816	93,043	326,313	35,422	0	17,088	36,249	1,280	2,013,303
3rd.....	Bond	121,609	37,640	4,889	37,650	9,104	6,655	400	8,333	0	226,279
	Madison	4,687,569	373,738	87,717	1,116,787	62,409	50,949	44,073	50,478	37,997	6,511,718
3rd.....	Circuit Total	4,809,178	411,378	92,606	1,154,437	71,512	57,604	44,474	58,811	37,997	6,737,997
4th.....	Christian	151,786	43,170	13,088	42,590	5,699	1,514	818	8,353	0	267,018
	Clay	72,982	20,898	7,387	19,906	345	631	351	2,274	0	124,775
	Clinton	201,522	33,613	20,350	43,623	6,029	3,002	855	1,974	0	310,969
	Effingham	208,771	46,218	3,296	46,230	10,751	2,298	3,329	5,804	0	326,697
	Fayette	159,583	73,903	9,932	71,651	10,916	4,586	389	2,011	0	332,971
	Jasper	47,965	18,302	216	17,921	1,828	717	366	1,347	0	88,662
	Marion	224,416	51,170	44,271	68,114	8,214	2,300	0	8,101	0	406,587
	Montgomery	229,749	45,698	20,395	45,704	9,578	5,675	1,231	6,536	0	364,567
	Shelby	82,491	26,360	8,956	16,811	2,785	727	122	2,802	0	141,053
4th.....	Circuit Total	1,379,267	359,332	127,891	372,551	56,146	21,450	7,462	39,202	0	2,363,300
5th.....	Clark	80,169	39,056	0	38,896	3,394	666	23	1,899	22	164,124
	Coles	286,462	94,575	576	94,378	5,975	5,178	856	10,445	0	498,445
	Cumberland	53,553	12,609	3,935	12,688	3,179	783	469	1,719	0	88,934
	Edgar	109,476	27,925	5,180	27,794	3,938	2,109	1,442	2,625	0	180,489
	Vermilion	1,649,564	107,814	43,238	107,714	14,959	5,046	1,970	14,309	0	1,944,614
5th.....	Circuit Total	2,179,224	281,978	52,929	281,470	31,444	13,782	4,760	30,997	22	2,876,606



**CIRCUIT CLERK  
FEES AND OTHER REVENUE BY COUNTY  
DECEMBER 1, 2016 - NOVEMBER 30, 2017**

CIRCUIT	COUNTY	FEES AND OTHER REVENUE OF CLERK'S OFFICE									TOTAL FEES AND OTHER REVENUE
		CLERK'S FEES AND COSTS	COURT AUTOMATION FUND	MAINTENANCE AND CHILD SUPPORT	DOCUMENT STORAGE FUND	OPERATION AND ADMIN. FUND	CLERK'S E-CITATION FUND	INTEREST ON INVESTED FUNDS	DHFS IV-D CONTR. & INCENT.	OTHER	
6th.....	Champaign	924,064	220,921	139,726	219,221	177,389	0	6,068	19,047	0	1,706,436
	DeWitt	93,079	21,723	8,339	21,444	6,839	1,221	52	672	0	153,369
	Douglas	101,039	31,927	7,295	31,148	5,891	1,419	230	4,797	0	183,745
	Macon	952,973	270,112	46,864	268,316	47,293	3,917	6,083	18,938	0	1,614,496
	Moultrie	61,439	16,986	7,121	16,907	2,703	1,115	83	2,140	0	108,494
	Piatt	58,291	19,135	3,528	19,122	6,541	698	32	2,161	0	109,508
6th.....	Circuit Total	2,190,885	580,804	212,873	576,159	246,657	8,370	12,547	47,754	0	3,876,049
7th.....	Greene	51,250	6,971	8,153	6,976	2,544	0	0	4,569	0	80,464
	Jersey	158,780	32,313	4,181	31,943	5,484	3,715	319	4,336	402	241,473
	Macoupin	350,017	95,482	16,503	94,490	15,066	291	965	9,155	0	581,968
	Morgan	155,877	50,263	25,779	54,221	4,878	2,420	625	6,221	0	300,284
	Sangamon	1,671,420	409,146	45,271	449,179	48,973	35,312	82,948	40,791	0	2,783,040
	Scott	23,306	18,595	261	18,763	1,145	460	0	2,336	0	64,866
7th.....	Circuit Total	2,410,650	612,771	100,148	655,572	78,089	42,198	84,857	67,408	402	4,052,095
8th.....	Adams	527,926	43,743	108	130,757	15,346	6,831	3,868	9,277	624	738,480
	Brown	30,090	9,810	2,896	9,763	619	678	60	1,341	0	55,257
	Calhoun	31,771	12,433	2,329	12,449	1,130	444	105	0	0	60,662
	Cass	75,759	6,924	11,511	6,932	4,007	1,468	237	1,197	0	108,034
	Mason	104,102	25,033	4,747	24,483	9,747	5,262	1,152	3,019	0	177,546
	Menard	56,168	13,926	350	12,837	1,295	0	121	0	0	84,697
	Pike	135,403	55,659	13,289	55,672	8,900	362	0	4,018	0	273,302
	Schuyler	62,296	22,903	5,861	22,810	4,038	1,231	0	2,978	0	122,117
8th.....	Circuit Total	1,023,516	190,431	41,091	275,703	45,082	16,276	5,543	21,829	624	1,620,094
9th.....	Fulton	188,559	61,780	20,603	61,613	3,841	2,428	2,728	5,108	112	346,771
	Hancock	81,644	31,859	108	31,592	4,890	1,071	841	2,126	0	154,131
	Henderson	42,716	24,386	594	24,114	3,767	1,225	0	1,874	0	98,676
	Knox	283,487	90,099	3,351	88,762	6,647	3,165	0	11,891	0	487,403
	McDonough	241,502	75,628	6,704	75,940	9,225	4,258	1,236	4,457	0	418,951
	Warren	108,573	35,626	51,033	35,735	5,153	2,537	26	3,253	0	241,934
9th.....	Circuit Total	946,480	319,378	82,392	317,757	33,523	14,683	4,832	28,709	112	1,747,866
10th.....	Marshall	58,063	9,153	9,330	9,097	2,282	682	81	2,929	0	91,615
	Peoria	1,355,876	468,352	37,044	469,962	46,439	12,688	0	30,379	0	2,420,741
	Putnam	29,406	8,158	2,452	8,099	1,474	230	52	2,552	0	52,423
	Stark	27,691	9,590	5,624	11,565	1,288	0	41	1,230	0	57,028
	Tazewell	796,527	512,233	72,048	512,209	36,589	13,714	8,980	13,478	41,136	2,006,915
10th.....	Circuit Total	2,267,562	1,007,487	126,498	1,010,932	88,072	27,314	9,154	50,568	41,136	4,628,723
11th.....	Ford	68,604	19,316	0	26,389	3,047	684	345	3,532	0	121,918
	Livingston	199,803	71,730	7,269	46,357	8,311	5,573	750	6,566	0	346,359
	Logan	141,210	51,534	16,609	51,456	13,206	1,168	283	4,567	0	280,034
	McLean	1,072,552	496,421	57,111	367,606	31,667	56,016	6,979	15,708	0	2,104,060
	Woodford	131,412	41,916	12,724	41,920	8,676	2,787	0	5,816	0	245,252
11th.....	Circuit Total	1,613,581	680,917	93,713	533,729	64,907	66,228	8,357	36,190	0	3,097,622

**CIRCUIT CLERK  
FEES AND OTHER REVENUE BY COUNTY  
DECEMBER 1, 2016 - NOVEMBER 30, 2017**

CIRCUIT	COUNTY	FEES AND OTHER REVENUE OF CLERK'S OFFICE									TOTAL FEES AND OTHER REVENUE
		CLERK'S FEES AND COSTS	COURT AUTOMATION FUND	MAINTENANCE AND CHILD SUPPORT	DOCUMENT STORAGE FUND	OPERATION AND ADMIN FUND	CLERK'S E-CITATION FUND	INTEREST ON INVESTED FUNDS	DHFS IV-D CONTR. & INCENT.	OTHER	
12th.....	Will	5,868,969	1,122,693	123,638	1,099,825	310,537	87,826	31,602	36,078	0	8,681,168
12th.....	Circuit Total	5,868,969	1,122,693	123,638	1,099,825	310,537	87,826	31,602	36,078	0	8,681,168
13th.....	Bureau	231,720	63,440	18,406	62,975	7,428	0	617	4,898	0	389,484
	Grundy	356,139	67,102	16,861	66,080	16,256	9,363	2,116	5,716	0	539,633
	LaSalle	725,673	181,285	13,096	180,839	27,968	9,964	74	13,197	0	1,152,095
13th.....	Circuit Total	1,313,532	311,827	48,363	309,894	51,652	19,327	2,807	23,811	0	2,081,212
14th.....	Henry	381,433	118,840	17,345	118,559	8,315	0	9,814	22,794	0	677,098
	Mercer	83,803	16,051	940	18,668	3,384	0	474	2,957	0	126,277
	Rock Island	1,227,293	206,447	62,909	206,554	24,906	5,369	25,904	26,761	0	1,786,142
	Whiteside	435,103	128,233	0	127,983	8,513	4,562	0	9,323	0	713,716
14th.....	Circuit Total	2,127,632	469,571	81,193	471,763	45,116	9,930	36,191	61,835	0	3,303,233
15th.....	Carroll	74,070	24,504	11,241	24,151	2,122	701	1,449	2,439	0	140,676
	Jo Daviess	97,318	44,600	0	39,016	3,783	2,247	19	2,427	0	189,410
	Lee	269,058	122,732	1,201	123,551	8,666	0	4,797	5,483	0	535,488
	Ogle	297,527	49,121	72	49,453	9,564	8,212	5,200	7,781	0	426,930
	Stephenson	367,142	118,735	16,084	119,105	9,489	0	0	10,458	0	641,013
15th.....	Circuit Total	1,105,114	359,692	28,598	355,275	33,624	11,160	11,465	28,588	0	1,933,517
16th.....	Kane	3,225,984	1,425,924	79,518	1,357,767	348,149	117,643	2,132	42,924	0	6,600,041
16th.....	Circuit Total	3,225,984	1,425,924	79,518	1,357,767	348,149	117,643	2,132	42,924	0	6,600,041
17th.....	Boone	357,730	133,997	9,225	133,255	22,233	7,904	181	9,051	0	673,575
	Winnebago	1,974,941	581,890	51,845	914,072	43,045	35,704	0	42,430	0	3,643,927
17th.....	Circuit Total	2,332,671	715,887	61,070	1,047,326	65,277	43,608	181	51,481	0	4,317,502
18th.....	DuPage	6,572,487	2,302,205	277,728	2,511,005	716,865	172,295	19,115	0	0	12,571,699
18th.....	Circuit Total	6,572,487	2,302,205	277,728	2,511,005	716,865	172,295	19,115	0	0	12,571,699
19th.....	Lake	4,221,287	957,396	65,531	403,726	233,224	75,544	6,274	40,766	0	6,003,747
19th.....	Circuit Total	4,221,287	957,396	65,531	403,726	233,224	75,544	6,274	40,766	0	6,003,747
20th.....	Monroe	196,288	14,302	640	14,260	6,377	2,130	1,816	2,109	0	237,921
	Perry	107,421	30,405	12,547	28,020	3,373	1,844	0	0	0	183,611
	Randolph	160,012	65,371	11,433	60,378	4,274	3,138	134	3,420	0	308,161
	St. Clair	3,230,837	947,995	82,501	951,505	85,919	37,004	19,885	46,347	0	5,401,993
	Washington	73,665	26,091	2,608	25,829	5,949	1,636	98	2,860	48	138,784
20th.....	Circuit Total	3,768,222	1,084,165	109,729	1,079,993	105,893	45,752	21,933	54,736	48	6,270,470
21st.....	Iroquois	127,748	48,222	17,040	47,553	6,450	2,560	200	4,891	0	254,665
	Kankakee	766,457	261,359	32,250	259,340	29,363	21,007	1,318	11,634	4,020	1,386,749
21st.....	Circuit Total	894,206	309,582	49,289	306,894	35,813	23,568	1,518	16,525	4,020	1,641,414
22nd.....	McHenry	2,015,038	508,798	85,511	485,002	95,876	32,090	158,130	12,663	0	3,393,107
22nd.....	Circuit Total	2,015,038	508,798	85,511	485,002	95,876	32,090	158,130	12,663	0	3,393,107
23rd.....	DeKalb	423,359	266,845	13,526	252,578	31,111	15,724	17,882	9,677	0	1,030,702
	Kendall	541,769	192,132	60,532	126,186	18,885	6,608	175	3,633	0	949,920
	Circuit Total	965,128	458,977	74,058	378,764	49,995	22,331	18,058	13,310	0	1,980,622
	Downstate Total	55,851,714	15,294,284	2,151,847	15,785,146	2,884,672	937,239	521,652	862,308	88,257	94,377,120
Cook	Cook County	53,427,402	10,589,560	1,617,934	9,751,751	647,472	239,359	97,282	1,750,240	0	78,121,000
	State Total	109,279,116	25,883,844	3,769,781	25,536,897	3,532,144	1,176,598	618,934	2,612,548	88,257	172,498,120

**CIRCUIT CLERK  
COST OF OPERATING BY COUNTY  
DECEMBER 1, 2016 - NOVEMBER 30, 2017**

COST OF OPERATING CLERK'S OFFICE												
CIRCUIT	COUNTY	CLERK'S SALARY	ALL OTHER PERSONNEL SALARIES	FULL TIME STAFF	PART TIME STAFF	AUTOMATION EXPENSES *	MAINTENANCE AND CHILD SUPPORT EXPENSES *	COURT DOCUMENT STORAGE EXPENSES *	OPERATION & ADMIN. FUND EXPENSES	E-CITATION EXPENSES	OTHER OFFICE EXPENSES	TOTAL COST OF OPERATING EXPENSES
1st.....	Alexander	39,500	81,000	2	0	49,200	20,359	59,276	1,500	10	0	250,845
	Jackson	63,834	633,634	15	4	109,777	30,498	112,987	18,037	0	219,319	1,188,085
	Johnson	46,306	96,606	4	0	21,922	0	5,540	975	0	4,172	175,521
	Massac	45,714	129,261	4	0	46,599	2,976	9,706	2,093	0	9,715	246,064
	Pope	40,825	25,781	1	0	16,740	7,771	21,393	559	0	2,957	116,025
	Pulaski	52,747	52,722	4	0	175,939	0	21,235	0	0	22,345	324,988
	Saline	61,200	154,408	6	2	71,617	8,814	32,210	1,095	0	18,898	348,241
	Union	60,000	106,127	7	0	83,027	534	80,665	1,600	0	7,177	339,130
	Williamson	78,846	499,097	18	3	118,311	37,755	73,078	0	0	20,259	827,345
1st.....	Circuit Total	488,972	1,778,635	61	9	693,131	108,706	416,090	25,858	10	304,842	3,816,244
2nd.....	Crawford	57,116	147,179	5	1	17,706	8,544	0	0	0	14,281	244,826
	Edwards	35,800	33,886	1	2	6,215	6,403	4,654	1,982	0	5,172	94,113
	Franklin	62,715	230,010	10	1	29,641	0	38,144	8,369	0	13,687	382,567
	Gallatin	45,610	27,953	1	0	5,960	9,622	5,762	1,604	0	10,966	107,477
	Hamilton	37,920	58,432	2	0	15,150	9,343	29,714	702	0	4,137	155,398
	Hardin	26,826	20,012	1	0	5,862	611	10,589	191	0	4,517	68,607
	Jefferson	54,050	235,674	9	3	174,059	33,766	15,890	1,145	0	0	514,585
	Lawrence	38,038	73,024	4	0	17,979	22,736	34,368	1,180	0	10,153	197,478
	Richland	45,384	71,212	4	0	30,276	17,065	56,073	1,852	0	7,231	229,092
	Wabash	36,000	72,200	3	0	19,620	5,865	22,206	2,230	0	8,891	167,011
	Wayne	48,682	115,792	4	2	36,501	0	19,484	3,883	0	13,379	237,721
	White	47,413	109,519	4	1	25,139	3,732	25,373	3,505	0	5,881	220,562
	2nd.....	Circuit Total	535,554	1,194,893	48	10	384,108	117,687	262,256	26,642	0	98,295
3rd.....	Bond	60,542	156,957	5	2	31,268	5,125	18,655	7,288	9,577	20,587	310,000
	Madison	110,413	2,790,574	80	1	536,407	63,237	938,888	67,285	54,079	231,445	4,792,330
3rd.....	Circuit Total	170,956	2,947,532	85	3	567,676	68,362	957,544	74,572	63,656	252,033	5,102,330
4th.....	Christian	62,797	185,855	9	1	58,935	25,241	34,700	2,303	0	77,564	447,394
	Clay	54,885	56,354	2	1	12,690	1,470	3,542	0	0	12,401	141,342
	Clinton	73,867	168,582	6	0	18,883	25,513	7,788	983	0	13,118	308,735
	Effingham	61,464	236,937	11	1	96,893	30,966	73,471	14,567	0	658	514,955
	Fayette	55,729	81,689	6	0	56,194	8,973	62,440	4,459	8,402	17,982	295,868
	Jasper	52,000	54,075	1	1	15,103	0	28,794	100	0	7,078	157,150
	Marion	62,000	201,959	11	2	40,978	77,040	58,437	1,434	0	43,077	484,924
	Montgomery	64,304	163,685	8	0	56,269	22,641	16,317	20,902	0	7,615	351,732
	Shelby	56,430	139,967	4	0	20,070	5,837	5,749	3,969	0	10,480	242,504
4th.....	Circuit Total	543,476	1,289,102	58	6	376,014	197,681	291,238	48,717	8,402	189,974	2,944,604
5th.....	Clark	47,500	134,805	5	3	19,097	2,519	2,498	5,117	0	9,362	220,899
	Coles	64,480	263,355	13	1	45,507	2,078	73,479	2,491	0	25,264	476,654
	Cumberland	41,629	71,238	3	0	33,728	3,805	17,200	125	0	4,144	171,869
	Edgar	54,181	126,811	5	3	18,000	5,906	21,314	705	0	17,989	244,907
	Vermilion	68,650	492,225	25	3	125,040	34,421	116,818	10,168	0	31,034	878,355
5th.....	Circuit Total	276,440	1,088,434	51	10	241,372	48,728	231,309	18,606	0	87,794	1,992,684

\* Includes expenditures paid from the County General Fund

**CIRCUIT CLERK  
COST OF OPERATING BY COUNTY  
DECEMBER 1, 2016 - NOVEMBER 30, 2017**

COST OF OPERATING CLERKS OFFICE												
CIRCUIT	COUNTY	CLERK'S SALARY	ALL OTHER PERSONNEL SALARIES	FULL TIME STAFF	PART TIME STAFF	AUTOMATION EXPENSES *	MAINTENANCE AND CHILD SUPPORT EXPENSES*	COURT DOCUMENT STORAGE EXPENSES *	OPERATION & ADMIN. FUND EXPENSES	E-CITATION EXPENSES	OTHER OFFICE EXPENSES	TOTAL COST OF OPERATING EXPENSES
6th.....	Champaign	92,013	883,908	41	0	268,439	111,664	264,352	216,704	0	45,252	1,882,332
	DeWitt	55,000	83,791	5	1	15,003	16,450	3,657	7,973	0	21,596	203,469
	Douglas	64,713	157,836	5	2	17,287	6,744	20,604	6,518	0	3,808	277,510
	Macon	83,858	707,134	32	0	342,508	31,604	254,733	35,715	2,300	367,859	1,825,711
	Moultrie	55,850	108,182	5	0	29,618	9,273	10,663	1,259	0	13,274	228,119
	Piatt	55,000	186,237	6	0	0	0	32,684	1,437	0	20,637	295,996
6th.....	Circuit Total	406,434	2,127,089	94	3	672,855	175,736	586,693	269,606	2,300	472,426	4,713,138
7th.....	Greene	58,336	88,083	3	0	15,236	0	24,472	3,856	0	6,961	196,945
	Jersey	56,128	166,017	5	0	28,665	0	6,481	6,146	3,687	7,797	274,922
	Macoupin	63,720	386,753	9	0	48,272	130	19,835	228	0	31,337	550,275
	Morgan	65,125	206,934	9	0	45,688	18,443	46,763	5,000	0	11,285	399,238
	Sangamon	101,400	1,685,701	57	18	346,122	68,177	523,892	52,399	2,680	865,821	3,646,192
	Scott	42,949	17,549	1	0	0	7,000	5,000	0	0	0	72,498
7th.....	Circuit Total	387,658	2,551,037	84	18	483,982	93,749	626,444	67,629	6,366	923,203	5,140,069
8th.....	Adams	58,552	399,614	13	0	35,575	7,370	104,941	7,229	0	52,551	665,832
	Brown	33,000	47,228	2	0	33,288	630	36,697	362	0	0	151,204
	Calhoun	36,860	32,368	1	1	8,688	0	33,949	450	0	5,224	117,539
	Cass	78,726	126,396	3	1	19,002	0	3,337	0	0	3,130	230,591
	Mason	73,890	131,230	4	0	25,000	0	25,000	0	0	11,583	266,703
	Menard	65,270	99,229	3	0	15,158	0	38,744	0	0	9,151	227,552
	Pike	50,413	164,125	6	0	35,542	0	6,248	0	0	9,476	265,804
	Schuyler	45,436	74,984	3	0	19,662	630	7,498	7,498	0	9,128	164,836
8th.....	Circuit Total	442,147	1,075,175	35	2	191,915	8,630	256,414	15,539	0	100,242	2,090,062
9th.....	Fulton	61,851	363,709	10	0	58,115	12,745	38,434	2,763	0	27,324	564,941
	Hancock	50,874	128,006	4	0	51,546	0	5,400	0	0	10,900	246,726
	Henderson	49,801	94,637	3	2	8,555	0	1,204	1,322	0	12,553	168,071
	Knox	69,164	397,817	18	0	77,553	0	120,459	6,534	0	17,494	689,022
	McDonough	53,765	335,215	12	0	65,001	626	110,674	0	0	16,632	581,912
	Warren	50,681	132,026	5	0	14,726	0	22,623	9,585	0	8,302	237,943
9th.....	Circuit Total	336,136	1,451,411	52	2	275,496	13,371	298,793	20,203	0	93,205	2,488,616
10th....	Marshall	53,407	98,993	2	2	6,977	16,031	7,303	0	0	11,736	194,446
	Peoria	95,099	1,484,144	36	0	468,352	77,333	94,068	0	0	361,496	2,580,493
	Putnam	48,387	66,026	2	0	14,883	498	9,203	1,400	0	0	140,397
	Stark	40,000	20,034	0	2	1,307	1,480	14,225	294	0	4,046	81,386
	Tazewell	87,711	915,144	31	0	449,997	109,217	479,790	75,801	2,640	8,394	2,128,693
10th....	Circuit Total	324,604	2,584,340	71	4	941,516	204,558	604,589	77,495	2,640	385,672	5,125,415
11th....	Ford	53,969	70,537	4	3	2,752	0	14,932	0	0	66,211	208,401
	Livingston	66,769	299,955	10	2	36,680	5,000	17,458	3,422	0	18,846	448,129
	Logan	65,000	382,529	9	4	32,284	40,000	53,024	345	0	32,536	605,717
	McLean	98,293	1,675,157	47	29	373,128	92,408	221,305	28,080	0	403,750	2,892,121
	Woodford	58,595	236,588	7	1	41,254	793	49,810	14,254	0	36,771	438,065
11th....	Circuit Total	342,626	2,664,766	77	39	486,097	138,201	356,528	46,100	0	558,115	4,592,433

\*Includes expenditures paid from the County General Fund

**CIRCUIT CLERK  
COST OF OPERATING BY COUNTY  
DECEMBER 1, 2016 - NOVEMBER 30, 2017**

COST OF OPERATING CLERK'S OFFICE												
CIRCUIT	COUNTY	CLERK'S SALARY	ALL OTHER PERSONNEL SALARIES	FULL TIME STAFF	PART TIME STAFF	AUTOMATION EXPENSES *	MAINTENANCE AND CHILD SUPPORT EXPENSES*	COURT DOCUMENT STORAGE EXPENSES *	OPERATION & ADMIN. FUND EXPENSES	E-CITATION EXPENSES	OTHER OFFICE EXPENSES	TOTAL COST OF OPERATING EXPENSES
12th....	Will	93,000	4,552,369	146	0	1,241,933	115,683	828,030	228,876	122,060	2,982,345	10,164,296
12th....	Circuit Total	93,000	4,552,369	146	0	1,241,933	115,683	828,030	228,876	122,060	2,982,345	10,164,296
13th....	Bureau	61,949	141,215	9	0	85,480	21,833	40,528	0	0	12,629	363,634
	Grundy	78,613	166,317	8	0	100,511	17,101	113,274	11,037	0	5,573	492,426
	LaSalle	66,871	1,547,991	28	4	290,289	94,413	324,451	33,229	0	5,949	2,363,193
13th....	Circuit Total	207,433	1,855,523	45	4	476,280	133,347	478,253	44,266	0	24,151	3,219,253
14th....	Henry	69,426	262,407	13	2	72,612	25,947	120,982	1,451	0	16,178	569,003
	Mercer	49,921	69,770	3	0	49,542	669	0	99	0	9,482	179,482
	Rock Island	90,345	1,215,332	36	1	494,410	103,822	229,500	16,409	0	0	2,149,819
	Whiteside	78,756	124,560	11	2	128,331	18,059	184,335	5,430	0	181	539,652
14th....	Circuit Total	288,448	1,672,068	63	5	744,895	148,496	534,818	23,389	0	25,841	3,437,956
15th....	Carroll	54,699	60,060	4	0	23,786	24,722	35,989	0	0	15,023	214,279
	Jo Daviess	62,681	132,404	5	0	48,216	10,000	17,032	3,208	0	17,388	290,928
	Lee	62,062	252,105	9	3	125,589	35,156	142,009	0	0	75,536	692,457
	Ogle	78,412	487,210	12	0	63,103	12,500	77,456	7,592	0	17,440	743,713
	Stephenson	64,846	317,689	14	0	118,709	24,059	108,455	13,801	0	12,437	659,997
15th....	Circuit Total	322,700	1,249,468	44	3	379,402	106,437	380,942	24,601	0	137,823	2,601,373
16th....	Kane	90,655	2,753,729	103	2	553,434	64,699	803,441	376,683	58,474	2,428,943	7,130,058
16th....	Circuit Total	90,655	2,753,729	103	2	553,434	64,699	803,441	376,683	58,474	2,428,943	7,130,058
17th....	Boone	71,133	440,183	19	3	153,829	0	197,693	22,675	0	24,167	909,679
	Winnebago	91,529	2,497,286	84	5	631,414	88,411	755,014	0	0	985,849	5,049,503
17th....	Circuit Total	162,662	2,937,469	103	8	785,243	88,411	952,707	22,675	0	1,010,016	5,959,183
18th....	DuPage	170,733	7,227,473	170	1	1,730,439	348,961	1,960,771	561,024	230,762	483,304	12,713,467
18th....	Circuit Total	170,733	7,227,473	170	1	1,730,439	348,961	1,960,771	561,024	230,762	483,304	12,713,467
19th....	Lake	127,874	4,984,084	133	3	277,246	117,644	269,785	0	0	2,581,136	8,357,769
19th....	Circuit Total	127,874	4,984,084	133	3	277,246	117,644	269,785	0	0	2,581,136	8,357,769
20th....	Monroe	71,263	171,969	4	1	49,178	0	2,849	0	0	49,351	344,611
	Perry	57,000	89,053	0	0	0	23,130	138	913	0	12,531	182,765
	Randolph	66,000	225,067	6	0	46,367	46,241	55,988	10,000	0	24,365	474,028
	St. Clair	96,619	1,327,487	64	0	544,492	220,118	704,075	0	0	13,098	2,905,888
	Washington	55,550	85,821	3	0	60,624	630	3,833	2,986	0	8,847	218,291
20th....	Circuit Total	346,432	1,899,397	77	1	700,661	290,119	766,884	13,899	0	108,192	4,125,583
21st....	Iroquois	55,712	164,388	7	0	12,484	18,728	5,133	3,277	0	0	259,722
	Kankakee	77,386	779,461	33	0	115,213	27,032	304,113	53,561	0	26,890	1,383,656
21st....	Circuit Total	133,097	943,850	40	0	127,697	45,760	309,246	56,838	0	26,890	1,643,378
22nd....	McHenry	104,750	1,690,205	55	0	377,153	0	453,932	96,884	41,500	36,244	2,800,668
22nd....	Circuit Total	104,750	1,690,205	55	0	377,153	0	453,932	96,884	41,500	36,244	2,800,668
23rd....	DeKalb	105,000	697,819	21	18	321,090	38,865	150,125	14,044	352	507,151	1,834,446
	Kendall	90,097	491,463	25	4	166,952	1,672	18,090	4,775	0	39,201	812,250
	Circuit Total	195,097	1,189,282	46	22	488,042	40,537	168,215	18,819	352	546,351	2,646,695
	Downstate Total	6,497,884	53,707,332	1,741	155	13,196,586	2,675,504	12,794,920	2,158,922	536,522	13,857,039	105,424,709
Cook	Cook County	105,000	73,671,177	1,434	0	9,175,095	1,660,166	7,822,650	714,537	0	5,581,621	98,730,245
	State Total	6,602,884	127,378,509	3,175	155	22,371,682	4,335,670	20,617,570	2,873,459	536,522	19,438,660	204,154,954

\*Includes expenditures paid from the County General Fund

**CIRCUIT CLERK  
DISBURSEMENT OF FUNDS BY COUNTY  
DECEMBER 1, 2016 - NOVEMBER 30, 2017**

CIRCUIT	COUNTY	MAINTENANCE AND CHILD SUPPORT PAYMENTS	FINES, PENALTIES, ASSESSMENTS AND FORFEITURES MUNICIPALITIES (CITIES, VILLAGES, TOWNS & PARK DISTRICTS)					TOTAL MUNICIPALITIES*
			ALL EXCEPT DRUG FINES	DRUG FINES	CRIME LAB & CRIME LAB DUI	OTHER		
1st.....	Alexander	800,628	71,807	0	0	0	72,027	
	Jackson	4,669,986	309,816	64	1,673	63,805	375,357	
	Johnson	1,023,017	18,918	16	0	2,785	21,819	
	Massac	1,662,943	56,499	0	0	15,915	72,414	
	Pope	261,994	1,176	0	0	20	1,196	
	Pulaski	537,403	599,751	0	0	3,337	603,088	
	Saline	2,740,443	50,221	0	7,516	15,348	73,085	
	Union	1,487,076	33,984	0	0	3,648	37,633	
	Williamson	8,263,761	388,894	3,020	0	31,348	425,889	
1st.....	Circuit Total	21,447,250	1,531,065	3,100	9,189	136,206	1,682,508	
2nd.....	Crawford	2,236,314	89,690	17,334	0	18,518	125,626	
	Edwards	702,360	11,397	0	0	1,101	14,873	
	Franklin	4,463,576	112,648	0	0	30,865	143,513	
	Gallatin	544,754	2,924	0	0	969	3,893	
	Hamilton	974,152	5,494	50	0	2,373	8,067	
	Hardin	293,415	5,305	0	0	1,088	6,393	
	Jefferson	4,960,648	157,372	0	0	42,194	199,928	
	Lawrence	1,551,387	22,490	0	0	4,511	27,001	
	Richland	239,538	50,889	156	0	13,399	64,444	
	Wabash	1,685,315	47,765	0	4,756	1,930	54,451	
	Wayne	1,763,518	23,146	0	0	2,126	25,272	
	White	1,653,660	43,693	401	0	5,990	50,084	
2nd.....	Circuit Total	21,068,636	572,812	17,941	4,756	125,063	723,543	
3rd.....	Bond	1,420,563	38,966	0	0	3,300	42,266	
	Madison	28,919,152	406,158	11,022	0	213,292	659,945	
3rd.....	Circuit Total	30,339,715	445,124	11,022	0	216,592	702,211	
4th.....	Christian	4,163,011	106,141	60	4,423	6,690	117,315	
	Clay	1,585,909	33,103	50	0	5,203	39,330	
	Clinton	2,631,328	126,650	7,047	0	11,534	145,231	
	Effingham	3,385,241	94,185	225	0	17,542	112,177	
	Fayette	29,956	177,994	40	0	20,081	198,115	
	Jasper	704,682	18,519	0	0	3,183	21,701	
	Marion	5,120,789	153,463	220	0	32,685	186,368	
	Montgomery	2,772,053	193,272	0	0	9,843	204,369	
	Shelby	2,668,802	39,146	193	0	4,886	44,225	
4th.....	Circuit Total	23,061,771	942,473	7,835	4,423	111,647	1,068,831	
5th.....	Clark	1,511,854	77,661	25	0	9,704	87,390	
	Coles	5,151,591	243,734	1,542	3,443	50,840	334,035	
	Cumberland	1,752,255	38,447	0	0	7,134	45,639	
	Edgar	1,859,688	83,010	7,855	4,455	838	96,659	
	Vermilion	10,841,292	200,276	100	0	39,989	241,346	
5th.....	Circuit Total	21,116,680	643,128	9,522	7,898	108,505	805,068	

\*Includes Drug Task Force

**CIRCUIT CLERK  
DISBURSEMENT OF FUNDS BY COUNTY  
DECEMBER 1, 2016 - NOVEMBER 30, 2017**

CIRCUIT	COUNTY	MAINTENANCE AND CHILD SUPPORT PAYMENTS	FINES, PENALTIES, ASSESSMENTS AND FORFEITURES					TOTAL MUNICIPALITIES*
			MUNICIPALITIES (CITIES, VILLAGES, TOWNS & PARK DISTRICTS)					
			ALL EXCEPT DRUG FINES	DRUG FINES	CRIME LAB & CRIME LAB DUI	OTHER		
6th.....	Champaign	17,034,084	675,556	578	0	18,060	694,194	
	DeWitt	1,183,593	70,690	163	0	5,676	77,336	
	Douglas	1,958,480	110,618	1,660	0	3,234	118,033	
	Macon	16,522,656	225,127	12,584	1,570	90,917	330,404	
	Moultrie	1,999,265	19,158	51	0	6,075	25,284	
	Piatt	1,782,409	13,441	0	0	269	13,709	
6th.....	Circuit Total	40,480,487	1,114,590	15,036	1,570	124,230	1,258,961	
7th.....	Greene	1,429,229	42,667	20	0	14,086	60,444	
	Jersey	1,851,153	124,130	0	0	17,846	141,976	
	Macoupin	4,341,291	159,838	0	18,433	19,386	197,656	
	Morgan	4,638,794	69,391	317	0	15,546	85,254	
	Sangamon	26,627,564	569,627	4,638	2,727	205,445	782,437	
	Scott	468,330	8,013	0	0	767	8,779	
7th.....	Circuit Total	39,356,360	973,665	4,975	21,160	273,075	1,276,547	
8th.....	Adams	9,195,108	341,213	2,354	18,048	41,208	407,968	
	Brown	796,543	17,257	0	0	1,890	19,697	
	Calhoun	324,250	2,145	0	0	66	2,211	
	Cass	1,542,713	43,436	0	0	5,204	48,641	
	Mason	1,618,151	90,053	1,123	0	12,199	103,375	
	Menard	1,421,670	34,611	350	0	3,747	38,826	
	Pike	1,812,862	17,051	0	1,152	1,297	19,970	
	Schuyler	1,167,979	15,742	0	0	3,260	19,002	
8th.....	Circuit Total	17,879,276	561,507	3,827	19,199	68,872	659,688	
9th.....	Fulton	5,303,912	117,994	28	7,578	4,334	129,933	
	Hancock	2,066,525	68,311	92	0	0	68,403	
	Henderson	885,898	32,001	0	0	8,849	40,849	
	Knox	7,862,119	180,046	2,184	0	28,844	212,974	
	McDonough	3,550,613	206,231	12,805	0	33,341	254,850	
	Warren	2,402,294	96,032	3,488	90	22,118	121,728	
9th.....	Circuit Total	22,071,361	700,616	18,596	7,668	97,485	828,738	
10th.....	Marshall	1,364,032	19,081	18	0	1,549	20,648	
	Peoria	23,769,062	485,648	0	52,788	21,242	559,678	
	Putnam	567,774	22,491	21,194	0	5,066	48,751	
	Stark	610,729	5,843	32	0	2,034	7,910	
	Tazewell	18,726,614	915,030	3,144	0	0	918,865	
10th.....	Circuit Total	45,038,212	1,448,094	24,389	52,788	29,891	1,555,852	
11th.....	Ford	1,274,959	49,580	0	0	12,372	61,952	
	Livingston	5,620,222	232,721	171	0	29,947	262,880	
	Logan	3,213,474	93,043	103	0	18,127	111,273	
	McLean	21,158,422	778,049	29,543	505	136,279	947,481	
	Woodford	4,240,443	105,365	83	0	16,077	121,567	
11th.....	Circuit Total	35,507,520	1,258,758	29,899	505	212,802	1,505,153	

\*Includes Drug Task Force

**CIRCUIT CLERK  
DISBURSEMENT OF FUNDS BY COUNTY  
DECEMBER 1, 2016 - NOVEMBER 30, 2017**

CIRCUIT	COUNTY	MAINTENANCE AND CHILD SUPPORT PAYMENTS	FINES, PENALTIES, ASSESSMENTS AND FORFEITURES					TOTAL MUNICIPALITIES*
			MUNICIPALITIES (CITIES, VILLAGES, TOWNS & PARK DISTRICTS)					
			ALL EXCEPT DRUG FINES	DRUG FINES	CRIME LAB & CRIME LAB DUI	OTHER		
12th.....	Will	88,471,038	3,417,661	90,167	3,934	0	3,546,772	
12th.....	Circuit Total	88,471,038	3,417,661	90,167	3,934	0	3,546,772	
13th.....	Bureau	4,288,085	36,202	129	0	20,284	80,797	
	Grundy	7,397,837	135,020	2,463	0	34,732	174,362	
	LaSalle	14,807,537	250,319	14,101	0	102,891	373,537	
13th.....	Circuit Total	26,493,459	421,541	16,693	0	157,907	628,696	
14th.....	Henry	6,562,443	171,947	10,592	1,119	21,619	205,456	
	Mercer	3,417,309	37,423	0	0	3,727	41,150	
	Rock Island	20,251,709	631,147	27,512	622	99,171	765,979	
	Whiteside	9,046,571	213,654	4,388	0	28,973	251,470	
14th.....	Circuit Total	39,278,031	1,054,171	42,493	1,741	153,491	1,264,055	
15th.....	Carroll	1,234,531	68,413	610	0	13,363	82,387	
	Jo Daviess	1,241,817	87,126	150	0	15,660	102,936	
	Lee	4,270,399	148,654	865	0	8,496	168,653	
	Ogle	6,213,564	194,058	1,400	0	22,716	220,574	
	Stephenson	4,630,902	239,142	5,227	0	13,414	285,509	
15th.....	Circuit Total	17,591,214	737,393	8,253	0	73,649	860,058	
16th.....	Kane	54,398,268	1,634,902	22,852	0	636,778	2,310,260	
16th.....	Circuit Total	54,398,268	1,634,902	22,852	0	636,778	2,310,260	
17th.....	Boone	5,731,027	297,665	2,642	0	40,881	341,188	
	Winnebago	33,040,583	1,347,046	2,896	0	87,025	1,437,167	
17th.....	Circuit Total	38,771,610	1,644,710	5,538	0	127,907	1,778,355	
18th.....	DuPage	90,201,022	7,891,492	0	0	0	7,937,638	
18th.....	Circuit Total	90,201,022	7,891,492	0	0	0	7,937,638	
19th.....	Lake	55,608,942	5,573,493	5,838	0	0	5,593,007	
19th.....	Circuit Total	55,608,942	5,573,493	5,838	0	0	5,593,007	
20th.....	Monroe	3,596,344	171,122	0	0	36,333	207,455	
	Perry	2,666,817	80,403	320	0	16,956	140,922	
	Randolph	4,459,703	87,804	12,237	0	11,916	111,956	
	St. Clair	32,374,702	382,365	4,604	0	280,086	668,422	
	Washington	1,390,145	38,175	2,970	0	9,809	51,029	
20th.....	Circuit Total	44,487,711	759,869	20,130	0	355,100	1,179,784	
21st.....	Iroquois	2,288,314	24,624	45	0	5,768	30,436	
	Kankakee	12,648,096	466,129	50	90	87,581	559,762	
21st.....	Circuit Total	14,936,410	490,752	95	90	93,349	590,199	
22nd.....	McHenry	36,714,289	2,069,623	12,427	0	288,775	2,374,005	
22nd.....	Circuit Total	36,714,289	2,069,623	12,427	0	288,775	2,374,005	
23rd.....	DeKalb	10,968,013	489,850	7,190	10,072	20,619	527,892	
	Kendall	14,744,766	156,470	13,378	0	62,799	255,131	
23rd.....	Circuit Total	25,712,779	646,320	20,568	10,072	83,418	783,023	
	Downstate Total	850,032,041	36,533,758	391,194	43,013	3,474,741	40,912,953	
Cook	Cook County	361,922,909	8,085,599	27,677	0	2,894,094	11,007,370	
	State Total	1,211,954,950	44,619,357	418,871	43,013	6,368,835	51,920,323	

\*Includes Drug Task Force



**CIRCUIT CLERK  
DISBURSEMENT OF FUNDS BY COUNTY  
DECEMBER 1, 2016 - NOVEMBER 30, 2017**

CIRCUIT	COUNTY	FINES, PENALTIES, ASSESSMENTS AND FORFEITURES (CONTINUED)							
		TOWNSHIPS	COUNTY						
		TOTAL TOWNSHIPS *	CRIMINAL CASES	TRAFFIC CASES	DRUG FINES	CRIME LAB	CRIME LAB DUI	OTHER **	TOTAL COUNTY
1st.....	Alexander	0	9,758	101,512	0	1,500	1,000	52,432	166,202
	Jackson	0	78,038	75,228	85	0	0	276,747	430,098
	Johnson	0	43,231	131,094	25	0	0	63,425	237,774
	Massac	0	65,454	159,149	113	0	0	188,093	412,809
	Pope	4,283	30,898	42,509	100	0	0	15,800	89,307
	Pulaski	0	41,382	497,479	0	1,966	2,744	362,953	906,523
	Saline	0	250,478	89,509	0	0	0	53,010	392,998
	Union	0	80,959	101,753	0	0	0	28,472	211,184
	Williamson	0	121,915	488,183	4,854	0	0	209,956	824,907
1st.....	Circuit Total	4,283	722,112	1,686,415	5,177	3,466	3,744	1,250,888	3,671,802
2nd.....	Crawford	0	70,310	41,000	1,511	0	0	36,303	149,124
	Edwards	0	24,714	45,754	0	200	0	19,047	89,715
	Franklin	0	286,335	115,679	0	0	250	59,160	461,424
	Gallatin	0	59,288	52,852	70	0	0	14,035	126,244
	Hamilton	0	22,548	50,137	434	0	0	8,875	81,994
	Hardin	0	31,529	16,397	249	0	0	6,514	54,689
	Jefferson	0	93,639	116,981	61	0	0	87,790	298,471
	Lawrence	0	108,082	41,542	618	0	0	14,854	165,096
	Richland	0	38,734	51,354	113	0	0	33,885	124,086
	Wabash	0	80,956	29,439	0	0	5,171	24,909	140,475
	Wayne	0	23,998	115,860	153	25	0	43,745	183,781
	White	0	91,987	111,368	2,673	0	0	49,874	255,902
2nd.....	Circuit Total	0	932,120	788,363	5,882	225	5,421	398,991	2,131,002
3rd.....	Bond	0	75,309	391,469	40,000	140	150	222,625	729,693
	Madison	8,043	307,085	246,687	42,451	0	0	493,476	1,089,700
3rd.....	Circuit Total	8,043	382,394	638,156	82,451	140	150	716,101	1,819,393
4th.....	Christian	0	52,710	100,432	1,072	8,828	4,910	65,442	233,394
	Clay	4,938	104,356	47,337	0	10,679	0	19,662	182,034
	Clinton	50	107,431	86,837	488	7,155	0	47,508	249,419
	Effingham	0	152,569	291,267	2,044	31,527	0	113,551	590,958
	Fayette	0	188,437	265,011	212	0	0	166,561	620,222
	Jasper	0	20,643	47,123	0	0	0	28,876	96,642
	Marion	50	76,317	134,144	364	0	0	68,011	278,836
	Montgomery	4,684	171,997	241,371	4,750	0	0	73,746	491,865
	Shelby	0	59,357	41,785	0	0	0	20,843	121,985
4th.....	Circuit Total	9,722	933,816	1,255,307	8,931	58,190	4,910	604,201	2,865,354
5th.....	Clark	50	46,410	66,541	0	0	185	42,281	155,417
	Coles	300	174,732	147,256	9,055	2,650	570	75,118	409,381
	Cumberland	0	47,877	47,841	0	0	0	26,610	122,328
	Edgar	0	918	46,148	688	0	0	12,210	59,963
	Vermilion	9,540	95,061	92,511	4,100	0	0	83,728	275,399
5th.....	Circuit Total	9,890	364,997	400,297	13,843	2,650	755	239,946	1,022,488

\* Includes Drug Fines

\*\* Includes Percentage Distribution to County General Corporate Fund & Boating Fines paid to County

**CIRCUIT CLERK  
DISBURSEMENT OF FUNDS BY COUNTY  
DECEMBER 1, 2016 - NOVEMBER 30, 2017**

CIRCUIT	COUNTY	FINES, PENALTIES, ASSESSMENTS AND FORFEITURES (CONTINUED)							
		TOWNSHIPS	COUNTY						
		TOTAL TOWNSHIPS *	CRIMINAL CASES	TRAFFIC CASES	DRUG FINES	CRIME LAB	CRIME LAB DUI	OTHER **	TOTAL COUNTY
6th.....	Champaign	48,568	47,829	335,099	45,416	0	0	444,578	872,922
	DeWitt	50	68,611	147,430	2,111	4,651	0	60,902	283,705
	Douglas	124	25,148	102,617	7,605	0	0	34,487	169,856
	Macon	3,058	97,522	57,213	22,465	372	0	118,921	296,493
	Moultrie	622	45,663	111,975	62	0	0	43,596	201,296
	Piatt	300	18,475	120,612	2,434	1,635	0	73,353	216,510
6th.....	Circuit Total	52,722	303,248	874,946	80,093	6,658	0	775,837	2,040,782
7th.....	Greene	0	22,268	20,484	5,095	0	0	54,488	102,335
	Jersey	0	60,444	90,123	0	0	0	36,604	187,171
	Macoupin	870	167,728	397,933	0	0	37,269	150,627	753,557
	Morgan	0	96,019	43,558	3,086	0	0	108,912	251,576
	Sangamon	11,582	13,775	374,739	8,243	0	0	266,314	663,071
	Scott	0	14,652	28,903	0	0	350	19,474	63,378
7th.....	Circuit Total	12,452	374,887	955,741	16,424	0	37,619	636,419	2,021,089
8th.....	Adams	376	129,069	120,316	3,492	852	0	88,874	342,604
	Brown	100	10,544	33,433	65	0	0	16,648	60,689
	Calhoun	0	25,598	52,905	0	0	0	16,759	95,262
	Cass	0	43,300	39,536	0	0	0	16,462	99,298
	Mason	0	72,725	53,067	3,683	0	0	56,597	186,073
	Menard	0	38,321	36,495	1,930	0	0	13,368	90,114
	Pike	0	103,709	192,349	9,726	33,594	0	59,884	399,262
	Schuyler	0	33,610	72,945	118	0	0	36,593	143,266
8th.....	Circuit Total	476	456,877	601,046	19,013	34,446	0	305,186	1,416,568
9th.....	Fulton	0	128,580	3,182	1,775	0	0	390,899	524,436
	Hancock	0	61,481	103,695	2,358	0	0	23,514	191,047
	Henderson	0	21,183	88,481	509	0	0	117,547	227,721
	Knox	0	166,962	179,866	516	0	0	116,682	464,026
	McDonough	17,483	232,802	89,231	10,260	0	0	132,948	465,241
	Warren	0	78,824	104,079	2,843	270	0	41,254	227,270
9th.....	Circuit Total	17,483	689,832	568,533	18,261	270	0	822,844	2,099,740
10th.....	Marshall	0	29,069	45,978	281	0	0	57,560	132,889
	Peoria	4,029	185,941	226,847	0	0	17,802	523,161	953,751
	Putnam	0	15,360	37,044	17,148	0	0	19,206	88,758
	Stark	0	7,368	27,572	0	0	0	15,996	50,935
	Tazewell	349	99,417	333,926	12,380	0	0	190,961	636,683
10th.....	Circuit Total	4,378	337,156	671,367	29,809	0	17,802	806,883	1,863,017
11th.....	Ford	428	35,406	58,965	20	13,470	0	33,811	141,672
	Livingston	39,687	129,183	208,030	5,795	0	0	96,210	439,219
	Logan	1,740	89,591	152,822	631	0	0	203,236	446,279
	McLean	23,810	254,929	497,308	41,172	0	0	603,860	1,397,269
	Woodford	50	135,284	128,725	3,267	0	0	63,227	330,504
11th.....	Circuit Total	65,715	644,393	1,045,849	50,885	13,470	0	1,000,345	2,754,942

\* Includes Drug Fines

\*\* Includes Percentage Distribution to County General Corporate Fund & Boating Fines paid to County

**CIRCUIT CLERK  
DISBURSEMENT OF FUNDS BY COUNTY  
DECEMBER 1, 2016 - NOVEMBER 30, 2017**

CIRCUIT	COUNTY	FINES, PENALTIES, ASSESSMENTS AND FORFEITURES (CONTINUED)							
		TOWNSHIPS	COUNTY						
		TOTAL TOWNSHIPS *	CRIMINAL CASES	TRAFFIC CASES	DRUG FINES	CRIME LAB	CRIME LAB DUI	OTHER **	TOTAL COUNTY
12th.....	Will	37,818	390,344	1,013,842	160,184	0	0	1,810,590	3,374,961
12th.....	Circuit Total	37,818	390,344	1,013,842	160,184	0	0	1,810,590	3,374,961
13th.....	Bureau	0	135,832	92,367	20,562	0	0	61,217	309,978
	Grundy	0	50,711	289,507	37,713	0	0	162,369	540,300
	LaSalle	8,034	63,091	484,658	53,466	0	0	534,944	1,136,159
13th.....	Circuit Total	8,034	249,634	866,532	111,741	0	0	758,530	1,986,437
14th.....	Henry	264	525,164	206,506	64,805	416	280	105,976	903,148
	Mercer	0	86,105	97,435	1,143	0	0	46,115	230,798
	Rock Island	5	183,174	392,057	27,449	554	0	272,659	875,894
	Whiteside	3,197	235,977	344,782	12,670	0	0	122,077	715,506
14th.....	Circuit Total	3,466	1,030,420	1,040,780	106,067	970	280	546,828	2,725,345
15th.....	Carroll	100	15,026	79,914	1,051	360	0	53,664	150,014
	Jo Daviess	0	33,637	107,400	689	0	0	91,562	233,288
	Lee	772	63,926	274,505	4,094	0	9,776	98,555	450,856
	Ogle	0	88,820	327,857	5,372	0	0	157,948	579,997
	Stephenson	3,612	203,109	216,212	4,626	0	0	152,889	576,836
15th.....	Circuit Total	4,484	404,518	1,005,888	15,832	360	9,776	554,618	1,990,992
16th.....	Kane	17,500	244,955	271,766	77,140	0	0	1,868,204	2,462,065
16th.....	Circuit Total	17,500	244,955	271,766	77,140	0	0	1,868,204	2,462,065
17th.....	Boone	24,990	137,617	451,820	19,541	0	0	239,127	848,105
	Winnebago	13,531	837,539	760,413	3,902	0	0	1,612,235	3,214,089
17th.....	Circuit Total	38,521	975,156	1,212,233	23,443	0	0	1,851,362	4,062,194
18th.....	DuPage	278,353	1,742,468	958,911	18,791	36,352	0	6,774,117	9,530,639
18th.....	Circuit Total	278,353	1,742,468	958,911	18,791	36,352	0	6,774,117	9,530,639
19th.....	Lake	1,978	172,783	1,349,199	17,965	27,764	560	1,385,399	2,962,143
19th.....	Circuit Total	1,978	172,783	1,349,199	17,965	27,764	560	1,385,399	2,962,143
20th.....	Monroe	575	57,554	45,361	0	0	0	38,148	141,063
	Perry	0	72,714	56,517	453	0	0	28,807	158,491
	Randolph	0	35,101	60,429	13,169	0	0	24,466	133,166
	St. Clair	4,195	45,586	214,448	9,647	1,021	0	542,007	812,709
	Washington	0	36,019	69,847	3,238	0	0	41,427	150,530
20th.....	Circuit Total	4,770	246,974	446,603	26,507	1,021	0	674,854	1,395,960
21st.....	Iroquois	50	42,334	185,761	1,162	0	0	68,017	297,275
	Kankakee	4,404	131,329	269,291	25	0	0	572,503	973,148
21st.....	Circuit Total	4,454	173,663	455,053	1,187	0	0	640,520	1,270,423
22nd.....	McHenry	46,595	341,236	451,011	72,573	1,080	0	696,814	1,566,929
22nd.....	Circuit Total	46,595	341,236	451,011	72,573	1,080	0	696,814	1,566,929
23rd.....	DeKalb	12,084	200,164	288,545	10,172	0	0	519,875	1,018,757
	Kendall	18,063	187,142	110,675	27,550	0	0	283,296	608,664
23rd.....	Circuit Total	30,147	387,307	399,220	37,722	0	0	803,172	1,627,420
	Downstate Total	661,285	12,501,290	18,957,058	999,922	187,062	81,016	25,922,649	58,661,684
Cook	Cook County	109,759	1,053,182	0	0	0	0	9,939,386	10,992,568
	State Total	771,044	13,554,472	18,957,058	999,922	187,062	81,016	35,862,035	69,654,252

\* Includes Drug Fines

\*\* Includes Percentage Distribution to County General Corporate Fund & Boating Fines paid to County

**CIRCUIT CLERK  
DISBURSEMENT OF FUNDS BY COUNTY  
DECEMBER 1, 2016 - NOVEMBER 30, 2017**

		FINES, PENALTIES, ASSESSMENTS AND FORFEITURES (CONTINUED)									
		STATE									
CIRCUIT	COUNTY	TOTAL		LUMP	DRUG		STATE	VIOLENT	TRAFFIC &	DRIVERS	DOMESTIC
		DNR FUNDS	ROAD FUND	SURCHARGE	TRAFFIC PREVENTION	CRIME LAB	POLICE DUI FUND	CRIME VICTIMS ASST	CRIMINAL CONVICTION	EDUCATION FUND	VIOL. SHEL. & SERV. FND.
1st.....	Alexander	4,925	3,173	9,335	0	0	0	15,219	13,331	3,954	140
	Jackson	10,710	0	63,857	0	0	2,900	809	60	6,182	7,869
	Johnson	3,932	5,220	43,116	8	1,027	3,705	13,225	156	5,481	613
	Massac	1,051	1,850	40,053	300	800	4,416	11,590	880	8,079	1,615
	Pope	7,963	0	21,974	0	600	0	2,223	20	3,694	9
	Pulaski	194	0	83,190	0	0	500	15,046	322	3,052	460
	Saline	1,554	1,285	53,522	2,921	951	17	2,238	430	13,786	1,955
	Union	6,899	1,695	58,601	0	3,356	1,829	17,232	230	3,142	2,266
	Williamson	4,628	458,418	471,453	0	9,455	4,931	42,898	84	26,992	6,459
1st.....	Circuit Total	41,857	471,641	845,101	3,229	16,188	18,298	120,481	15,514	74,362	21,385
2nd.....	Crawford	2,265	0	100,022	0	3,065	130	26,461	487	8,882	0
	Edwards	141	565	23,208	0	200	1,050	7,786	0	2,707	1,115
	Franklin	8,823	150	158,994	0	4,324	4,361	71,354	46	9,002	7,169
	Gallatin	1,061	7,155	19,586	0	522	1,749	5,024	4	1,572	9
	Hamilton	818	4,161	22,009	38	809	3,604	8,811	8	2,040	1,079
	Hardin	967	150	12,538	0	250	1,213	4,880	304	1,294	396
	Jefferson	2,548	0	45,523	0	1,944	12,074	34,075	32	8,672	2,200
	Lawrence	1,665	5,021	52,216	0	0	75	23,438	2,245	4,595	413
	Richland	1,662	1,750	37,391	0	6,399	1,100	30,601	16	6,055	547
	Wabash	616	1,520	51,279	363	2,955	321	19,861	24	4,977	216
	Wayne	3,381	358	38,396	0	1,617	4,454	1,338	16	5,782	1,210
	White	1,383	17,729	76,476	0	2,640	2,623	28,010	16	7,258	4,024
2nd.....	Circuit Total	25,330	38,559	637,639	402	24,724	32,753	261,640	3,198	62,836	18,378
3rd.....	Bond	1,679	0	203,339	0	0	0	16,971	545	24,136	75
	Madison	3,924	161,365	214,539	2,278	1,487	4,102	725	0	4,784	0
3rd.....	Circuit Total	5,603	161,365	417,877	2,278	1,487	4,102	17,696	545	28,920	75
4th.....	Christian	5,587	0	110,443	770	1,675	1,195	22,890	275	11,623	566
	Clay	1,156	1,916	53,994	188	499	4,542	19,450	12	5,613	2,275
	Clinton	11,059	0	104,895	50	1,604	767	48,379	4	14,948	2,475
	Effingham	2,493	963	214,410	150	6,995	8,762	61,050	8	23,976	3,177
	Fayette	7,975	145,558	179,815	746	13,431	4,626	25,461	24	11,764	4,305
	Jasper	2,972	1,497	33,460	0	0	350	8,040	4	4,221	1,031
	Marion	4,852	330	108,221	50	1,768	6,719	62,974	36	16,501	4,369
	Montgomery	9,070	5,963	201,325	425	6,297	47,566	48,180	80	20,818	580
	Shelby	12,107	0	55,885	25	1,205	277	21,655	97	4,942	1,411
4th.....	Circuit Total	57,270	156,227	1,062,448	2,404	33,473	74,803	318,079	540	114,405	20,189
5th.....	Clark	3,379	154,978	115,646	523	696	3,694	23,893	4	12,967	3,166
	Coles	5,564	330	137,926	1,548	450	1,935	55,167	0	19,209	936
	Cumberland	1,877	610	39,557	0	90	1,817	19,328	0	1,741	1,461
	Edgar	1,311	0	41,163	67	4,276	41	25,076	14	1,014	3,899
	Vermilion	3,181	7,310	156,275	50	6,304	40,787	72,471	20	19,105	503
5th.....	Circuit Total	15,313	163,228	490,566	2,188	11,816	48,274	195,935	38	54,036	9,965

**CIRCUIT CLERK  
DISBURSEMENT OF FUNDS BY COUNTY  
DECEMBER 1, 2016 - NOVEMBER 30, 2017**

		FINES, PENALTIES, ASSESSMENTS AND FORFEITURES (CONTINUED)									
		STATE									
CIRCUIT	COUNTY	TOTAL		LUMP	DRUG		STATE	VIOLENT	TRAFFIC &	DRIVERS	DOMESTIC
		DNR FUNDS	ROAD FUND	SURCHARGE	TRAFFIC PREVENTION	CRIME LAB	POLICE DUI FUND	CRIME VICTIMS ASST	CRIMINAL CONVICTION	EDUCATION FUND	VIOL. SHELTER & SERV. FND.
6th.....	Champaign	833	7,073	303,367	0	8,582	0	98,659	4,644	67,716	8,191
	DeWitt	18,433	0	53,755	588	961	1,130	15,183	4	18,434	289
	Douglas	1,388	697	71,744	4,223	4,897	712	33,785	4	14,864	3,690
	Macon	1,041	21,087	152,839	232	3,205	9,311	91,594	3,087	23,225	6,675
	Moultrie	3,491	0	35,340	25	421	140	17,272	4	5,903	496
	Piatt	486	0	32,206	240	260	1,396	12,978	0	7,335	709
6th.....	Circuit Total	25,673	28,857	649,252	5,308	18,326	12,689	269,471	7,743	137,478	20,050
7th.....	Greene	3,576	0	13,869	4,120	2,780	4,727	8,452	76	2,302	163
	Jersey	6,377	0	95,032	0	0	1,180	13,642	333	2,487	0
	Macoupin	2,377	7,680	115,573	325	3,787	7,025	38,388	1,975	33,612	551
	Morgan	2,506	0	60,519	132	2,641	1,533	16,658	308	4,206	650
	Sangamon	3,321	230,831	550,088	1,833	1,800	46,775	223,901	0	88,812	4,422
	Scott	246	2,514	13,245	0	0	1,750	2,370	68	1,704	0
7th.....	Circuit Total	18,402	241,025	848,328	6,410	11,008	62,990	303,410	2,760	133,123	5,786
8th.....	Adams	7,181	13,159	161,637	1,950	6,491	8,369	86,469	170	30,082	6,452
	Brown	2,199	0	18,116	236	1,135	350	9,450	4	1,448	9
	Calhoun	9,828	0	31,362	0	100	150	10,887	4	3,356	500
	Cass	1,720	0	67,071	100	2,477	350	28,371	12	7,322	3,524
	Mason	3,500	65	55,577	0	872	500	16,324	20	9,299	2,695
	Menard	190	945	43,326	0	973	446	12,215	4	4,230	315
	Pike	6,667	40,684	97,960	25	2,888	3,287	36,395	1,288	9,347	2,648
	Schuyler	1,188	5,390	65,240	75	1,323	1,001	14,482	8	6,750	1,265
8th.....	Circuit Total	32,473	60,243	540,289	2,386	16,259	14,453	214,594	1,511	71,833	17,409
9th.....	Fulton	9,393	9,975	2,643	0	3,201	3,100	19,583	25,033	3,600	3,699
	Hancock	3,367	13,655	92,679	0	1,602	930	24,903	2,614	8,695	2,717
	Henderson	391	6,881	10,579	181	1,056	14,753	772	16	2,936	77
	Knox	2,084	3,600	109,951	1,354	5,594	6,681	45,645	32	12,302	4,195
	McDonough	1,260	13,389	200,604	616	10,483	8,554	89,917	28	14,265	10,104
	Warren	0	4,584	35,630	1,402	2,506	1,980	1,372	60	2,010	2,311
9th.....	Circuit Total	16,495	52,083	452,086	3,553	24,442	35,998	182,193	27,783	43,808	23,102
10th.....	Marshall	3,081	0	11,253	0	576	0	6,268	4	1,404	436
	Peoria	5,969	4,232	67,314	2,441	12,655	23,257	127,609	160,903	12,147	10,559
	Putnam	14,776	1,815	23,998	0	745	0	6,422	0	3,428	209
	Stark	1,000	0	11,974	0	200	0	4,487	0	1,839	342
	Tazewell	2,053	4,884	458,649	475	4,296	5,720	131,774	0	65,855	7,195
10th.....	Circuit Total	26,880	10,931	573,187	2,916	18,471	28,977	276,560	160,907	84,673	18,742
11th.....	Ford	512	2,465	47,347	0	700	0	24,209	0	10,918	1,372
	Livingston	1,387	2,883	115,078	160	4,933	7,939	41,731	16	16,134	4,531
	Logan	211	0	36,902	269	2,437	990	17,634	342	8,983	3,389
	McLean	920	347,262	769,023	9,396	24,263	28,749	228,601	2,018	63,838	8,168
	Woodford	3,443	0	104,430	0	3,494	6,728	35,281	44	12,216	1,123
11th.....	Circuit Total	6,473	352,610	1,072,779	9,825	35,827	44,406	347,457	2,420	112,089	18,582

**CIRCUIT CLERK  
DISBURSEMENT OF FUNDS BY COUNTY  
DECEMBER 1, 2016 - NOVEMBER 30, 2017**

CIRCUIT	COUNTY	FINES, PENALTIES, ASSESSMENTS AND FORFEITURES (CONTINUED)									
		STATE									
		TOTAL DNR FUNDS	ROAD FUND	LUMP SUM SURCHARGE	DRUG TRAFFIC PREVENTION	CRIME LAB	STATE POLICE DUI FUND	VIOLENT CRIME VICTIMS ASST	TRAFFIC & CRIMINAL CONVICTION	DRIVERS EDUCATION FUND	DOMESTIC VIOL. SHELTER & SERV. FND.
12th.....	Will	11,688	1,599,309	2,952,923	5,714	32,842	101,017	882,981	0	361,812	14,119
12th.....	Circuit Total	11,688	1,599,309	2,952,923	5,714	32,842	101,017	882,981	0	361,812	14,119
13th.....	Bureau	11,656	8,960	162,789	2,013	2,691	4,393	33,072	12	10,236	5,055
	Grundy	4,452	0	186,209	6,491	10,819	5,935	34,389	785	43,432	3,722
	LaSalle	65,502	22,088	86,255	22,401	4,188	14,915	37,070	108	26,368	7,523
13th.....	Circuit Total	81,610	31,048	435,253	30,905	17,698	25,243	104,531	905	80,036	16,300
14th.....	Henry	2,750	5,485	114,802	32,181	6,811	7,588	55,509	0	20,617	8,356
	Mercer	2,732	1,065	44,462	0	1,718	202	15,206	483	10,058	641
	Rock Island	8,308	869,018	638,432	3,056	9,735	36,731	82,539	873	40,739	2,243
	Whiteside	3,935	11,509	194,834	2,295	9,627	9,236	82,168	1,201	31,343	4,859
14th.....	Circuit Total	17,725	887,077	992,529	37,532	27,891	53,757	235,421	2,556	102,757	16,099
15th.....	Carroll	11,580	2,628	27,518	11	1,477	150	11,537	22	5,753	3,044
	Jo Daviess	3,757	1,527	67,059	0	1,273	0	23,316	0	8,520	2,343
	Lee	3,782	0	184,738	0	1,337	2,535	30,391	12	20,290	5,949
	Ogle	11,311	0	170,643	0	10,516	7,591	33,167	1,771	22,619	8,444
	Stephenson	4,092	8,490	180,707	58	4,377	2,200	79,599	20	22,383	14,322
15th.....	Circuit Total	34,522	12,645	630,666	69	18,979	12,476	178,010	1,825	79,564	34,102
16th.....	Kane	3,734	0	100,690	1,168	6,610	29,119	106,262	0	108,763	25,487
16th.....	Circuit Total	3,734	0	100,690	1,168	6,610	29,119	106,262	0	108,763	25,487
17th.....	Boone	1,854	0	278,155	1,278	8,459	5,988	120,772	120	38,281	6,733
	Winnebago	5,395	0	161,796	113	17,168	61	102,820	0	74,287	17,415
17th.....	Circuit Total	7,249	0	439,950	1,391	25,627	6,049	223,592	120	112,567	24,148
18th.....	DuPage	314	42,406	172,107	14,949	16,802	90,071	231,668	664,778	272,052	35,665
18th.....	Circuit Total	314	42,406	172,107	14,949	16,802	90,071	231,668	664,778	272,052	35,665
19th.....	Lake	37,479	25,683	1,711,784	0	0	0	782,248	552	374,494	13,007
19th.....	Circuit Total	37,479	25,683	1,711,784	0	0	0	782,248	552	374,494	13,007
20th.....	Monroe	4,906	0	76,029	625	2,843	2,150	16,606	133	11,049	0
	Perry	3,932	297	39,646	0	1,460	503	18,194	4	12,587	0
	Randolph	5,810	0	55,424	75	5,093	749	35,401	16	8,864	228
	St. Clair	5,407	114,264	63,646	0	6,896	42,791	166,847	15	89,070	4,959
	Washington	993	1,650	45,790	6	1,608	3,371	15,227	0	8,035	710
20th.....	Circuit Total	21,048	116,211	280,535	706	17,900	49,564	252,275	168	129,604	5,897
21st.....	Iroquois	5,732	255	63,507	610	1,520	6,608	44,269	2,856	10,953	1,360
	Kankakee	14,171	8,598	34,151	0	9,624	14,492	34,514	204	13,826	9,297
21st.....	Circuit Total	19,903	8,853	97,658	610	11,144	21,100	78,783	3,060	24,779	10,657
22nd.....	McHenry	17,598	76,234	252,933	1,538	21,772	3,922	418,740	1,022,334	135,036	11
22nd.....	Circuit Total	17,598	76,234	252,933	1,538	21,772	3,922	418,740	1,022,334	135,036	11
23rd.....	DeKalb	3,799	0	161,598	0	14,327	4,424	16,880	0	25,005	27,253
	Kendall	3,129	0	133,569	664	5,732	1,260	35,915	0	18,872	12,155
23rd.....	Circuit Total	6,928	0	295,168	664	20,059	5,684	52,794	0	43,877	39,408
	Downstate Total	531,566	4,536,233	15,951,746	136,143	429,346	775,745	6,054,820	1,919,257	2,742,906	408,562
Cook	Cook County	20,018	60,830	16,070	4,813	49,230	316,036	278,579	0	561,268	33,787
	State Total	551,584	4,597,063	15,967,816	140,956	478,576	1,091,781	6,333,399	1,919,257	3,304,174	442,349

**CIRCUIT CLERK  
DISBURSEMENT OF FUNDS BY COUNTY  
DECEMBER 1, 2016 - NOVEMBER 30, 2017**

		FINES, PENALTIES, ASSESSMENTS AND FORFEITURES (CONTINUED)								
CIRCUIT	COUNTY	STATE (CONTINUED)								
		DRUG TREAT- MENT	TRAUMA CENTER FUND	% DIST < \$55 FUND	% DIST > \$55 FUND	GENERAL REVENUE FUND	SPINAL CORD CURE TRUST FUND	LEADS MAINTENANCE FUND	FIRE TRUCK REVOLVING LOAN FUND	FORECLOSURE PREVENTION PROGRAM FUND
1st.....	Alexander	0	100	0	21,552	3,569	0	1,466	0	1,648
	Jackson	24,695	371	0	107,410	66,147	5	2,400	3,425	2,303
	Johnson	5,825	4,328	0	25,497	12,687	20	30	502	882
	Massac	3,910	1,014	0	43,913	16,846	0	151	2,235	1,519
	Pope	1,404	1,730	0	3,554	7,522	93	0	0	98
	Pulaski	9,284	10,792	0	156,614	10,470	151	38	0	784
	Saline	10,240	3,071	0	13,606	17,385	190	65	388	3,148
	Union	17,271	1,355	0	10,897	23,696	29	592	134	1,617
	Williamson	33,565	11,515	0	88,877	79,009	0	382	0	5,243
1st.....	Circuit Total	106,193	34,275	0	471,920	237,332	488	5,124	6,684	17,241
2nd.....	Crawford	1,461	7,247	0	12,212	31,702	312	74	0	1,029
	Edwards	325	1,933	0	7,555	5,849	88	0	401	392
	Franklin	44,289	19,237	0	17,922	39,937	634	3,700	300	4,212
	Gallatin	553	2,286	0	5,750	6,295	78	0	0	245
	Hamilton	6,250	2,493	0	3,360	4,976	49	0	120	441
	Hardin	2,302	1,442	0	1,590	4,121	34	38	0	189
	Jefferson	40,516	9,125	0	26,817	0	0	0	518	7,742
	Lawrence	22,042	2,229	0	4,331	12,852	0	189	0	735
	Richland	17,287	10,864	0	10,371	23,703	549	0	0	490
	Wabash	25,081	7,311	0	6,315	16,317	450	233	175	1,029
	Wayne	1,356	6,164	0	17,979	5,926	200	485	0	343
	White	13,422	5,881	0	21,138	27,906	205	898	610	1,372
2nd.....	Circuit Total	174,883	76,213	0	135,340	179,584	2,598	5,618	2,124	18,219
3rd.....	Bond	0	12,540	0	85,769	0	0	609	0	1,372
	Madison	1,408	100	0	216,132	9,827	0	12,382	0	79,646
3rd.....	Circuit Total	1,408	12,640	0	301,901	9,827	0	12,991	0	81,018
4th.....	Christian	15,773	4,753	4	27,154	18,713	306	110	1,999	2,646
	Clay	13,508	5,803	0	7,670	12,496	63	2,147	0	1,042
	Clinton	4,168	10,502	0	16,553	14,623	20	2	2,620	2,058
	Effingham	36,422	21,859	0	43,391	49,393	941	893	3,058	1,274
	Fayette	27,256	18,354	0	64,649	45,118	531	430	1,054	1,806
	Jasper	3,328	3,225	0	11,539	8,157	24	158	129	588
	Marion	7,557	13,042	0	25,003	42,558	0	16	4,392	3,185
	Montgomery	41,368	12,118	0	32,825	25,791	258	3,859	844	1,617
	Shelby	7,082	4,879	0	7,589	13,473	228	34	473	1,419
4th.....	Circuit Total	156,460	94,535	4	236,373	230,322	2,372	7,648	14,567	15,635
5th.....	Clark	7,159	3,335	0	15,257	26,700	59	342	0	1,176
	Coles	41,252	15,669	0	22,680	65,070	670	134	1,215	2,989
	Cumberland	3,000	1,857	0	10,534	14,462	112	381	225	539
	Edgar	2,233	2,535	0	4,283	17,390	15	309	0	1,176
	Vermilion	23,062	14,629	0	30,901	390	273	754	3,267	8,737
5th.....	Circuit Total	76,706	38,025	0	83,655	124,012	1,128	1,920	4,707	14,617

**CIRCUIT CLERK  
DISBURSEMENT OF FUNDS BY COUNTY  
DECEMBER 1, 2016 - NOVEMBER 30, 2017**

		FINES, PENALTIES, ASSESSMENTS AND FORFEITURES (CONTINUED)								
		STATE (CONTINUED)								
CIRCUIT	COUNTY	DRUG TREAT- MENT	TRAUMA CENTER FUND	% DIST < \$55 FUND	% DIST ≥ \$55 FUND	GENERAL REVENUE FUND	SPINAL CORD CURE TRUST FUND	LEADS MAINTENANCE FUND	FIRE TRUCK REVOLVING LOAN FUND	FORECLOSURE PREVENTION PROGRAM FUND
6th.....	Champaign	38,240	48,252	0	145,471	127,998	2,130	910	9,479	9,065
	DeWitt	12,401	6,330	0	23,081	22,490	302	0	513	2,352
	Douglas	13,186	8,627	0	14,644	31,156	362	134	2,018	1,627
	Macon	44,596	28,170	0	40,530	116,799	1,380	703	5,889	12,495
	Moultrie	7,713	4,875	0	16,934	12,971	190	161	919	833
	Piatt	5,039	4,516	0	29,562	20,839	302	42	729	1,360
6th.....	Circuit Total	121,174	100,770	0	270,222	332,254	4,667	1,950	19,547	27,732
7th.....	Greene	13,093	3,445	0	23,426	14,334	83	945	45	931
	Jersey	0	5,128	0	11,545	15,762	0	706	1,452	2,499
	Macoupin	33,657	31,184	0	65,675	59,574	642	0	915	5,635
	Morgan	24,035	7,709	0	43,227	25,264	312	183	744	2,107
	Sangamon	36,559	49,489	0	111,253	221,390	273	0	12,645	16,562
	Scott	500	1,887	0	8,141	3,739	112	232	147	339
7th.....	Circuit Total	107,844	98,841	0	263,267	340,062	1,422	2,066	15,948	28,073
8th.....	Adams	41,480	20,127	0	32,822	54,005	702	533	823	3,675
	Brown	3,615	2,260	0	6,011	5,838	78	72	0	294
	Calhoun	1,456	2,443	0	9,060	2,479	44	30	247	1,127
	Cass	12,558	6,441	0	5,857	11,794	239	52	745	1,274
	Mason	9,516	5,010	0	21,236	14,070	98	483	1,325	1,764
	Menard	4,513	4,457	0	4,422	13,004	127	0	109	2,555
	Pike	14,199	10,082	0	24,225	23,178	351	220	1,370	1,029
	Schuyler	6,089	4,128	0	13,495	12,082	151	482	1,058	581
8th.....	Circuit Total	93,426	54,949	0	117,128	136,450	1,789	1,871	5,677	12,299
9th.....	Fulton	17,280	14,055	0	98,562	54,657	717	3,633	383	3,381
	Hancock	8,825	6,244	0	10,021	18,207	275	217	584	1,700
	Henderson	2,874	6,678	0	45,649	35,760	375	794	1,113	147
	Knox	33,180	19,919	0	45,650	35,869	771	349	1,335	4,312
	McDonough	41,223	24,692	0	28,664	47,088	680	635	4,113	1,663
	Warren	9,078	6,110	0	13,748	12,619	137	346	1,063	864
9th.....	Circuit Total	112,459	77,698	0	242,295	204,201	2,955	5,973	8,591	12,067
10th.....	Marshall	3,935	990	0	22,731	0	29	93	403	1,011
	Peoria	62,032	39,947	0	217,626	139,986	1,838	2,789	6,188	53,536
	Putnam	4,952	3,697	0	6,918	3,854	34	106	3,795	350
	Stark	962	1,537	0	4,768	2,199	44	20	137	392
	Tazewell	21,679	63,221	0	89,643	163,721	2,812	264	9,697	49,015
10th.....	Circuit Total	93,559	109,392	0	341,686	309,760	4,757	3,272	20,219	104,304
11th.....	Ford	7,617	3,594	0	12,601	19,108	44	33	224	1,764
	Livingston	20,472	19,845	0	37,677	39,550	595	1,054	503	3,038
	Logan	12,162	7,028	0	81,695	16,578	327	68	667	2,548
	McLean	128,409	72,501	0	208,847	181,971	2,814	7,246	13,019	10,927
	Woodford	16,318	14,085	0	20,508	24,071	507	290	1,566	2,303
11th.....	Circuit Total	184,978	117,052	0	361,328	281,278	4,286	8,691	15,978	20,580



**CIRCUIT CLERK  
DISBURSEMENT OF FUNDS BY COUNTY  
DECEMBER 1, 2016 - NOVEMBER 30, 2017**

CIRCUIT	COUNTY	FINES, PENALTIES, ASSESSMENTS AND FORFEITURES (CONTINUED)								
		STATE (CONTINUED)								
		DRUG TREAT- MENT	TRAUMA CENTER FUND	% DIST < \$55 FUND	% DIST > \$55 FUND	GENERAL REVENUE FUND	SPINAL CORD CURE TRUST FUND	LEADS MAINTENANCE FUND	FIRE TRUCK REVOLVING LOAN FUND	FORECLOSURE PREVENTION PROGRAM FUND
12th.....	Will	235,458	160,524	0	547,249	81,423	1,266	14,520	20,750	0
12th.....	Circuit Total	235,458	160,524	0	547,249	81,423	1,266	14,520	20,750	0
13th.....	Bureau	27,176	11,204	0	25,568	22,215	502	182	1,872	2,744
	Grundy	5,466	27,263	0	46,269	66,480	789	661	1,736	5,243
	LaSalle	14,568	12,046	0	185,782	169,964	2,230	2,913	9,505	8,700
13th.....	Circuit Total	47,210	50,513	0	257,619	258,659	3,521	3,756	13,113	16,687
14th.....	Henry	70,491	24,333	0	37,654	46,585	96	620	4,469	4,754
	Mercer	3,792	5,128	0	10,336	18,725	163	0	1,212	2,107
	Rock Island	70,401	78,565	0	104,956	192,946	2,955	682	2,345	14,504
	Whiteside	35,258	27,256	0	44,090	72,732	1,178	1,293	4,735	7,154
14th.....	Circuit Total	179,942	135,281	0	197,036	330,988	4,392	2,595	12,761	28,519
15th.....	Carroll	6,212	6,839	0	21,189	25,896	39	0	748	3,109
	Jo Daviess	6,943	8,593	0	32,877	25,336	444	52	560	1,519
	Lee	11,357	10,153	0	37,671	25,830	316	0	4,826	2,793
	Ogle	24,329	24,671	0	58,262	71,198	577	1,011	3,499	4,116
	Stephenson	27,907	23,863	0	54,977	52,421	497	307	187	4,165
15th.....	Circuit Total	76,747	74,119	0	204,977	200,681	1,873	1,370	9,819	15,702
16th.....	Kane	93,788	78,878	0	662,432	365,483	2,420	9,000	30,661	49,668
16th.....	Circuit Total	93,788	78,878	0	662,432	365,483	2,420	9,000	30,661	49,668
17th.....	Boone	36,055	30,638	0	83,648	95,818	1,116	1,078	58	6,566
	Winnebago	92,867	24,851	0	627,737	15,773	456	0	387	143,955
17th.....	Circuit Total	128,922	55,489	0	711,385	111,591	1,572	1,078	445	150,521
18th.....	DuPage	339,455	221,019	0	3,066,485	800	11,490	79,859	51,151	43,860
18th.....	Circuit Total	339,455	221,019	0	3,066,485	800	11,490	79,859	51,151	43,860
19th.....	Lake	94,726	264,742	0	484,969	543,347	7,123	130,641	50,480	70,756
19th.....	Circuit Total	94,726	264,742	0	484,969	543,347	7,123	130,641	50,480	70,756
20th.....	Monroe	15,212	13,277	0	13,287	40,309	463	32	548	5,215
	Perry	300	6,536	0	10,349	16,108	0	0	0	1,820
	Randolph	21,432	7,366	0	9,211	23,557	0	744	0	2,675
	St. Clair	35,847	58,196	128	214,574	210,521	2,960	7,159	6,709	35,819
	Washington	8,773	8,604	0	13,742	9,747	260	262	985	1,078
20th.....	Circuit Total	81,564	93,980	128	261,163	300,240	3,684	8,197	8,242	46,607
21st.....	Iroquois	7,662	5,601	0	28,450	16,875	176	1,503	3,408	2,107
	Kankakee	51,627	13,337	0	234,459	72,792	535	8,304	203	10,633
21st.....	Circuit Total	59,289	18,938	0	262,909	89,667	711	9,807	3,611	12,740
22nd.....	McHenry	113,442	106,535	0	274,087	221,175	4,058	102,883	17,100	41,944
22nd.....	Circuit Total	113,442	106,535	0	274,087	221,175	4,058	102,883	17,100	41,944
23rd.....	DeKalb	58,909	1,489	0	202,047	166,638	35	0	5,102	8,575
	Kendall	52,610	18,450	0	105,908	75,644	968	0	6,155	29,596
23rd.....	Circuit Total	111,519	19,939	0	307,955	242,282	1,003	0	11,257	38,171
	Downstate Total	2,791,153	2,094,349	132	10,063,383	5,131,416	69,575	420,829	343,431	866,960
Cook	Cook County	111,087	664,484	51,345	2,879,371	2,725,255	28,014	4,436	117,070	571,536
	State Total	2,902,240	2,758,833	51,477	12,942,754	7,856,671	97,589	425,265	460,501	1,438,496

**CIRCUIT CLERK  
DISBURSEMENT OF FUNDS BY COUNTY  
DECEMBER 1, 2016 - NOVEMBER 30, 2017**

		FINES, PENALTIES, ASSESSMENTS AND FORFEITURES (CONTINUED)							
		STATE (CONTINUED)							
CIRCUIT	COUNTY	FIRE PREVENT. FUND	CAPITAL PROJECTS FUND	ABAND RESID PROPERTY MUNI RELIEF FUND	STATE POLICE MERIT BOARD SAFETY FUND	STATE POLICE OPERATIONS ASSIST. FUND	STATE POLICE VEHICLE FUND	TOTAL STATE DISBURSEMENT*	TOTAL STATE & LOCAL DISBURSEMENT
1st.....	Alexander	0	0	2,505	0	29,367	0	162,892	401,121
	Jackson	3,410	0	9,485	0	69,223	1,512	420,838	1,226,292
	Johnson	534	0	4,375	0	13,352	2,775	158,313	417,907
	Massac	2,235	0	6,090	29	57,862	2,080	226,570	711,793
	Pope	0	0	700	0	8,550	0	64,863	159,649
	Pulaski	0	0	1,085	0	46,028	77	342,731	1,852,342
	Saline	210	0	8,751	2,065	15,383	2,261	187,732	653,815
	Union	120	0	5,810	0	27,340	940	208,645	457,461
	Williamson	0	458,418	23,450	0	42,949	7,353	1,855,316	3,106,111
1st.....	Circuit Total	6,509	458,418	62,250	2,094	310,052	16,997	3,627,900	8,986,492
2nd.....	Crawford	0	0	3,570	0	7,503	1,060	233,096	507,845
	Edwards	405	0	1,995	0	5,358	880	68,853	173,441
	Franklin	300	0	19,670	0	24,297	3,758	490,181	1,095,118
	Gallatin	0	0	1,435	0	4,939	1,253	63,354	193,491
	Hamilton	135	0	2,835	0	8,228	2,118	83,069	173,129
	Hardin	0	0	1,085	0	2,087	100	38,940	100,022
	Jefferson	540	0	13,230	1,009	40,926	4,869	291,989	790,388
	Lawrence	0	0	3,162	0	5,844	500	159,972	352,069
	Richland	0	0	3,185	0	10,199	1,033	176,246	364,776
	Wabash	135	0	2,870	0	8,271	829	170,327	365,254
	Wayne	0	0	1,645	0	12,516	5,860	123,185	332,239
	White	609	0	3,850	0	14,598	0	249,036	555,022
2nd.....	Circuit Total	2,124	0	58,531	1,009	144,766	22,260	2,148,248	5,002,793
3rd.....	Bond	0	0	6,125	0	35,476	400	397,182	1,169,141
	Madison	0	0	199,210	83,232	96,346	65,275	1,841,957	3,599,644
3rd.....	Circuit Total	0	0	205,335	83,232	131,822	65,675	2,239,139	4,768,785
4th.....	Christian	2,011	0	14,259	0	17,932	580	297,983	648,691
	Clay	0	0	2,660	0	7,928	988	160,054	386,357
	Clinton	2,644	0	11,780	0	19,068	1,344	303,442	698,142
	Effingham	3,092	4,261	5,950	15	32,528	2,518	586,851	1,289,986
	Fayette	1,041	0	7,100	22,330	46,550	3,671	666,890	1,485,226
	Jasper	149	0	1,190	0	7,631	1,080	98,502	216,846
	Marion	4,504	0	17,955	0	29,654	2,818	405,167	870,421
	Montgomery	860	63,164	14,210	0	33,537	10,186	639,416	1,340,333
	Shelby	465	0	5,385	15	7,020	120	173,649	339,859
4th.....	Circuit Total	14,764	67,425	80,488	22,359	201,848	23,304	3,331,953	7,275,861
5th.....	Clark	0	21,039	4,620	0	28,233	1,120	448,269	691,126
	Coles	1,245	0	16,065	0	53,152	300	509,748	1,253,464
	Cumberland	225	610	2,135	0	8,648	880	122,829	290,796
	Edgar	0	0	6,405	263	5,347	0	142,228	298,850
	Vermilion	3,643	0	42,842	0	48,224	2,297	574,281	1,100,565
5th.....	Circuit Total	5,113	21,649	72,067	263	143,604	4,597	1,797,355	3,634,801

\*Includes all other state fines, penalties, assessments and forfeitures not illustrated in this report.

**CIRCUIT CLERK  
DISBURSEMENT OF FUNDS BY COUNTY  
DECEMBER 1, 2016 - NOVEMBER 30, 2017**

CIRCUIT	COUNTY	FINES, PENALTIES, ASSESSMENTS AND FORFEITURES (CONTINUED)							
		STATE (CONTINUED)							
		FIRE PREVENT. FUND	CAPITAL PROJECTS FUND	ABAND RESID PROPERTY MUNI RELIEF FUND	STATE POLICE MERIT BOARD SAFETY FUND	STATE POLICE OPERATIONS ASSIST. FUND	STATE POLICE VEHICLE FUND	TOTAL STATE DISBURSEMENT*	TOTAL STATE & LOCAL DISBURSEMENT
6th.....	Champaign	9,324	0	910	0	130,741	0	1,276,255	2,891,939
	DeWitt	468	0	11,207	0	8,037	6	228,665	589,756
	Douglas	2,025	0	9,485	0	14,722	160	268,897	556,910
	Macon	5,937	822	66,836	0	77,314	830	879,267	1,509,222
	Moultrie	930	0	4,200	0	10,404	20	138,485	365,687
	Piatt	694	0	7,272	951	9,336	99	151,440	381,958
6th.....	Circuit Total	19,378	822	99,910	951	250,554	1,115	2,943,008	6,295,473
7th.....	Greene	45	0	3,465	4,641	4,911	942	125,108	287,888
	Jersey	1,482	0	12,285	0	10,825	6,303	209,741	538,889
	Macoupin	996	0	28,919	0	68,098	13,561	569,518	1,521,600
	Morgan	753	363	9,599	9,019	16,669	1,221	265,737	602,568
	Sangamon	12,941	228,007	86,905	0	222,906	31,535	2,403,516	3,860,606
	Scott	0	0	718	0	9,449	2,389	53,448	125,605
7th.....	Circuit Total	16,217	228,370	141,890	13,660	332,857	55,951	3,627,068	6,937,156
8th.....	Adams	917	0	19,600	0	26,638	2,594	615,884	1,366,832
	Brown	0	0	1,155	0	5,016	440	63,140	143,626
	Calhoun	254	0	0	2,447	6,800	41	86,253	183,726
	Cass	780	0	5,005	0	4,340	1,918	179,911	327,850
	Mason	1,350	0	7,385	6,322	15,461	40	190,063	479,511
	Menard	120	0	6,160	0	5,590	580	113,739	242,679
	Pike	1,410	0	3,772	0	44,664	6,517	362,031	781,263
	Schuyler	1,086	0	2,236	0	19,001	4,362	171,959	334,227
8th.....	Circuit Total	5,916	0	45,313	8,769	127,509	16,492	1,782,980	3,859,713
9th.....	Fulton	398	0	17,465	9,770	23,167	0	364,402	1,018,771
	Hancock	630	0	4,655	17,933	9,560	980	261,487	520,937
	Henderson	1,291	0	525	6,703	13,785	3,240	178,178	446,748
	Knox	1,330	0	16,349	0	30,207	2,837	449,408	1,126,408
	McDonough	4,177	0	3,745	0	32,599	5,686	607,415	1,344,989
	Warren	1,120	0	3,533	0	12,386	4,253	131,792	480,790
9th.....	Circuit Total	8,945	0	46,271	34,406	121,703	16,995	1,992,682	4,938,643
10th.....	Marshall	345	0	5,985	3,685	3,750	380	83,251	236,788
	Peoria	6,448	4,330	133,841	43,066	153,738	6,464	1,488,493	3,005,951
	Putnam	45	0	840	0	5,762	540	93,196	230,705
	Stark	150	0	1,855	0	3,840	0	42,281	101,126
	Tazewell	10,322	0	84,804	0	214,285	8,487	1,525,196	3,081,094
10th.....	Circuit Total	17,310	4,330	227,325	46,751	381,375	15,870	3,232,417	6,655,664
11th.....	Ford	250	0	6,265	0	9,762	300	162,224	366,276
	Livingston	503	0	15,050	0	11,606	5,200	394,853	1,136,638
	Logan	675	2,918	12,622	0	18,099	5,811	271,582	830,875
	McLean	13,469	0	63,840	0	57,667	9,302	2,490,336	4,858,896
	Woodford	1,750	0	12,390	0	30,920	2,657	339,950	792,071
11th.....	Circuit Total	16,647	2,918	110,167	0	128,053	23,270	3,658,946	7,984,756

\*Includes all other state fines, penalties, assessments and forfeitures not illustrated in this report.

**CIRCUIT CLERK  
DISBURSEMENT OF FUNDS BY COUNTY  
DECEMBER 1, 2016 - NOVEMBER 30, 2017**

CIRCUIT	COUNTY	FINES, PENALTIES, ASSESSMENTS AND FORFEITURES (CONTINUED)							
		STATE (CONTINUED)							
		FIRE PREVENT. FUND	CAPITAL PROJECTS FUND	ABAND RESID PROPERTY MUNI RELIEF FUND	STATE POLICE MERIT BOARD SAFETY FUND	STATE POLICE OPERATIONS ASSIST. FUND	STATE POLICE VEHICLE FUND	TOTAL STATE DISBURSEMENT*	TOTAL STATE & LOCAL DISBURSEMENT
12th.....	Will	21,790	0	609,874	852	695,072	65,264	9,214,126	16,173,676
12th.....	Circuit Total	21,790	0	609,874	852	695,072	65,264	9,214,126	16,173,676
13th.....	Bureau	1,933	0	14,709	195	16,687	2,660	427,445	818,220
	Grundy	1,875	0	32,259	0	35,442	4,100	659,398	1,374,060
	LaSalle	9,477	0	66,200	46,099	94,304	13,381	1,100,380	2,618,110
13th.....	Circuit Total	13,285	0	113,168	46,294	146,433	20,141	2,187,223	4,810,390
14th.....	Henry	4,643	0	23,951	0	71,126	3,520	622,650	1,731,517
	Mercer	1,225	0	7,175	0	8,662	380	160,642	432,590
	Rock Island	2,434	0	86,247	0	95,207	8,672	2,569,804	4,211,682
	Whiteside	4,844	10,408	35,735	2,732	84,955	5,200	789,541	1,759,714
14th.....	Circuit Total	13,145	10,408	153,107	2,732	259,950	17,772	4,142,636	8,135,503
15th.....	Carroll	713	0	5,076	0	8,822	360	152,139	384,640
	Jo Daviess	577	0	6,405	0	21,562	1,020	232,112	568,335
	Lee	5,215	15,485	13,755	0	61,637	6,111	491,924	1,112,205
	Ogle	3,626	34,799	22,085	0	35,721	4,220	619,895	1,420,467
	Stephenson	188	0	21,455	0	57,916	6,458	611,963	1,477,921
15th.....	Circuit Total	10,318	50,284	68,776	0	185,658	18,169	2,108,034	4,963,568
16th.....	Kane	32,015	0	299,701	480,505	515,566	37,581	3,500,718	8,290,543
16th.....	Circuit Total	32,015	0	299,701	480,505	515,566	37,581	3,500,718	8,290,543
17th.....	Boone	510	0	37,339	0	67,466	7,720	917,291	2,131,574
	Winnebago	841	0	264,036	0	1,344	18,012	1,943,254	6,608,041
17th.....	Circuit Total	1,351	0	301,375	0	68,810	25,732	2,860,545	8,739,615
18th.....	DuPage	51,460	227,618	442,334	42,492	1,448,869	105,567	8,480,400	26,227,031
18th.....	Circuit Total	51,460	227,618	442,334	42,492	1,448,869	105,567	8,480,400	26,227,031
19th.....	Lake	52,529	143,760	446,250	355,266	684,594	60,193	7,023,008	15,580,136
19th.....	Circuit Total	52,529	143,760	446,250	355,266	684,594	60,193	7,023,008	15,580,136
20th.....	Monroe	795	0	8,531	0	10,167	1,395	246,307	595,401
	Perry	0	0	6,300	0	19,156	2,740	161,960	461,373
	Randolph	0	2,951	12,635	0	10,217	3,000	246,921	492,044
	St. Clair	7,271	114,241	199,922	124,708	88,306	70,395	2,088,918	3,574,245
	Washington	968	0	5,425	15	13,131	3,413	162,982	364,541
20th.....	Circuit Total	9,034	117,192	232,812	124,723	140,977	80,943	2,907,089	5,487,604
21st.....	Iroquois	3,480	10,672	11,539	10,803	22,210	10,284	310,213	637,975
	Kankakee	203	0	60,550	29,089	122,001	16,156	893,650	2,430,964
21st.....	Circuit Total	3,683	10,672	72,089	39,892	144,210	26,440	1,203,864	3,068,939
22nd.....	McHenry	17,746	101,944	255,725	0	310,519	5,493	3,850,326	7,837,855
22nd.....	Circuit Total	17,746	101,944	255,725	0	310,519	5,493	3,850,326	7,837,855
23rd.....	DeKalb	5,056	0	50,521	79,692	112,197	7,928	1,054,313	2,613,046
	Kendall	6,535	0	91,838	35,302	62,498	1,020	840,390	1,722,248
23rd.....	Circuit Total	11,591	0	142,359	114,993	174,696	8,948	1,894,703	4,335,294
	Downstate Total	350,867	1,445,811	4,287,118	1,421,246	7,049,496	734,772	79,754,370	179,990,292
Cook	Cook County	120,100	0	3,490,133	721,218	2,304,659	169,955	20,637,910	42,747,607
	State Total	470,967	1,445,811	7,777,251	2,142,464	9,354,155	904,727	100,392,280	222,737,899

\*Includes all other state fines, penalties, assessments and forfeitures not illustrated in this report.

**CIRCUIT CLERK  
DISBURSEMENT OF FUNDS BY COUNTY  
DECEMBER 1, 2016 - NOVEMBER 30, 2017**

CIRCUIT	COUNTY	FEES OF OTHERS							
		STATES ATTORNEY*	SHERIFF SERV. OF PROCESS	SHERIFF COURT SECURITY	COUNTY LAW LIBRARY	MARRIAGE FUND OF CIR. COURT	COUNTY FUND TO FIN. CRT. SYSTEM	COURT APPOINTED COUNSEL	MUNICIP. ATTORNEY PROS. FEE
1st.....	Alexander	12,139	4,553	14,273	1,926	680	8,392	3,403	315
	Jackson	28,881	10,531	75,284	9,235	1,307	34,203	24,336	19,635
	Johnson	6,922	3,783	18,754	6,111	140	9,212	2,585	0
	Massac	16,095	2,648	42,833	5,850	170	14,638	2,995	100
	Pope	5,389	2,233	12,214	1,157	0	6,364	6,367	0
	Pulaski	15,347	570	38,165	1,460	50	13,134	24,470	0
	Saline	8,060	5,543	44,474	8,344	350	18,837	121,070	2,510
	Union	12,800	3,621	39,106	16,799	260	16,805	12,467	0
	Williamson	33,518	20,741	139,270	9,453	1,070	55,593	6,467	0
1st.....	Circuit Total	139,151	54,223	424,372	60,335	4,027	177,176	204,160	22,560
2nd.....	Crawford	8,511	7,614	23,756	3,888	0	16,280	0	0
	Edwards	5,054	1,862	10,152	2,210	0	5,908	0	0
	Franklin	48,854	85,410	133,384	7,340	880	44,056	0	110
	Gallatin	3,155	3,674	5,097	2,973	0	3,804	0	0
	Hamilton	7,530	8,045	15,051	2,700	0	6,848	327	0
	Hardin	4,501	3,978	6,396	980	0	3,467	2,175	0
	Jefferson	55,332	14,528	68,756	10,614	0	52,601	2,258	25
	Lawrence	7,085	19,106	39,556	3,048	10	11,428	0	0
	Richland	13,692	9,091	45,885	8,680	0	12,233	0	0
	Wabash	16,523	15,583	21,235	4,887	0	14,705	84,551	0
	Wayne	9,682	8,299	26,045	0	100	10,784	2,076	0
	White	13,178	18,249	71,061	4,260	0	16,698	0	0
2nd.....	Circuit Total	193,097	195,438	466,375	51,580	990	198,811	91,388	135
3rd.....	Bond	34,157	6,368	70,426	3,970	170	18,977	20,022	24
	Madison	126,438	45,529	959,582	327,414	0	316,821	0	0
3rd.....	Circuit Total	160,595	51,896	1,030,008	331,384	170	335,797	20,022	24
4th.....	Christian	15,622	12,748	91,166	14,848	500	25,575	1,024	0
	Clay	6,701	14,074	24,713	3,650	160	9,966	8,743	0
	Clinton	17,984	24,366	51,109	8,890	550	20,993	1,378	0
	Effingham	24,625	43,935	54,745	4,796	630	23,216	6,327	0
	Fayette	33,265	52,027	83,034	0	200	27,884	10,419	0
	Jasper	5,522	4,967	14,041	3,676	20	8,061	5,559	285
	Marion	20,393	7,988	72,337	20,584	740	7,718	8,248	0
	Montgomery	65,128	43,141	97,740	18,521	340	39,933	8,814	2,655
	Shelby	8,560	11,202	25,138	11,223	240	13,322	10,549	0
4th.....	Circuit Total	197,800	214,448	514,022	86,188	3,380	176,667	61,062	2,940
5th.....	Clark	8,009	12,589	26,798	5,170	70	9,743	1,762	1,735
	Coles	21,812	37,231	151,314	17,408	890	34,530	20,718	0
	Cumberland	6,120	7,618	13,231	3,030	100	7,089	795	0
	Edgar	12,407	17,423	38,785	3,894	260	3,430	7,937	0
	Vermilion	32,263	52,721	216,774	36,735	1,160	61,516	11,055	0
5th.....	Circuit Total	80,611	127,581	446,902	66,237	2,480	116,307	42,266	1,735

\* Includes State's Attorney Records Automation Fund

**CIRCUIT CLERK  
DISBURSEMENT OF FUNDS BY COUNTY  
DECEMBER 1, 2016 - NOVEMBER 30, 2017**

CIRCUIT	COUNTY	FEES OF OTHERS							
		STATES ATTORNEY*	SHERIFF SERV. OF PROCESS	SHERIFF COURT SECURITY	COUNTY LAW LIBRARY	MARRIAGE FUND OF CIR. COURT	COUNTY FUND TO FIN. CRT. SYSTM	COURT APPOINTED COUNSEL	MUNICIP. ATTORNEY PROS. FEE
6th.....	Champaign	153,673	9,940	232,040	93,858	0	74,815	46,211	13,192
	DeWitt	13,295	8,139	25,759	6,758	0	14,583	32,253	0
	Douglas	13,799	28,419	10,272	3,342	0	13,254	16,770	0
	Macon	121,051	119,140	174,517	110,369	1,510	75,499	59,966	1,611
	Moultrie	7,710	17,293	28,700	6,280	0	8,072	3,387	0
	Piatt	5,156	6,763	9,390	5,707	0	1,890	15,648	0
6th.....	Circuit Total	314,684	189,694	480,678	226,314	1,510	188,113	174,235	14,803
7th.....	Greene	6,686	10,846	7,576	2,688	160	7,508	1,423	0
	Jersey	15,988	19,850	28,024	6,330	300	24,636	10,576	0
	Macoupin	21,574	30,295	113,820	31,051	470	29,728	5,180	0
	Morgan	17,515	6,839	32,181	23,104	480	20,324	100	0
	Sangamon	148,622	28,789	536,358	219,221	3,570	145,582	19,218	0
	Scott	1,324	126	3,044	2,060	10	2,836	4,118	0
7th.....	Circuit Total	211,709	96,745	721,002	284,454	4,990	230,614	40,614	0
8th.....	Adams	39,121	19,505	147,435	38,441	1,070	72,964	57,631	9,140
	Brown	3,148	1,423	3,125	1,256	0	1,148	0	0
	Calhoun	5,398	2,306	7,473	1,628	0	4,657	945	20
	Cass	10,685	5,839	7,242	4,580	0	10,138	0	0
	Mason	15,503	15,250	30,981	4,734	0	13,028	25,039	0
	Menard	4,355	4,603	15,971	5,396	0	6,337	13,240	0
	Pike	32,371	33,731	39,760	6,260	0	23,191	22,963	0
	Schuyler	11,484	2,886	16,810	3,103	0	9,775	2,495	0
8th.....	Circuit Total	122,065	85,542	268,796	65,398	1,070	141,238	122,314	9,160
9th.....	Fulton	10,071	21,178	47,905	16,770	0	16,174	43,090	0
	Hancock	6,447	26,643	28,109	0	0	12,955	618	0
	Henderson	6,468	7,852	15,159	1,224	50	4,868	14,360	0
	Knox	14,436	19,663	79,473	17,984	0	30,427	21,101	2,710
	McDonough	21,363	54,962	70,162	21,546	0	30,852	43,543	0
	Warren	10,980	22,162	30,071	3,810	390	13,049	31,340	250
9th.....	Circuit Total	69,764	152,461	270,880	61,334	440	108,324	154,052	2,960
10th.....	Marshall	3,862	3,989	10,839	6,990	120	4,024	11,483	0
	Peoria	71,936	149,256	308,769	119,516	4,230	154,958	138,492	3,132
	Putnam	4,723	3,100	10,317	3,087	50	5,688	250	0
	Stark	2,876	2,536	8,659	3,444	60	3,711	165	0
	Tazewell	63,767	21,547	246,428	52,387	940	76,548	47,774	40,214
10th.....	Circuit Total	147,164	180,428	585,012	185,424	5,400	244,929	198,164	43,346
11th.....	Ford	10,688	10,730	11,713	2,478	210	14,150	8,722	0
	Livingston	36,778	36,249	52,655	18,418	10	25,145	40,511	0
	Logan	21,007	48,949	40,071	7,704	320	523	8,032	1,846
	McLean	90,140	69,377	257,093	50,130	2,160	120,362	41,726	1,631
	Woodford	18,769	28,960	83,561	6,560	0	17,590	578	0
11th.....	Circuit Total	177,383	194,265	445,093	85,290	2,700	177,770	99,569	3,477

\* Includes State's Attorney Records Automation Fund

**CIRCUIT CLERK  
DISBURSEMENT OF FUNDS BY COUNTY  
DECEMBER 1, 2016 - NOVEMBER 30, 2017**

CIRCUIT	COUNTY	FEES OF OTHERS							
		STATES ATTORNEY*	SHERIFF SERV. OF PROCESS	SHERIFF COURT SECURITY	COUNTY LAW LIBRARY	MARRIAGE FUND OF CIR. COURT	COUNTY FUND TO FIN. CRT. SYSTM	COURT APPOINTED COUNSEL	MUNICIP. ATTORNEY PROS. FEE
12th.....	Will	277,808	206,621	1,421,278	306,280	13,770	360,600	32,399	0
12th.....	Circuit Total	277,808	206,621	1,421,278	306,280	13,770	360,600	32,399	0
13th.....	Bureau	10,497	6,943	135,520	26,166	360	19,309	7,492	0
	Grundy	70,693	8,428	131,492	11,922	780	41,021	4,383	0
	LaSalle	66,948	66,469	173,627	60,892	0	42,191	0	6,185
13th.....	Circuit Total	148,138	81,840	440,639	98,980	1,140	102,521	11,875	6,185
14th.....	Henry	30,564	22,302	139,361	29,707	480	44,573	16,156	0
	Mercer	5,893	13,623	56,830	8,914	110	7,876	4,054	0
	Rock Island	58,890	96,764	219,713	124,417	0	135,404	78,189	2,529
	Whiteside	34,643	36,080	129,080	39,416	1,000	52,694	38,691	50
14th.....	Circuit Total	129,990	168,768	544,984	202,454	1,590	240,548	137,089	2,579
15th.....	Carroll	4,483	18,814	25,421	1,910	170	3,785	9,309	0
	Jo Daviess	9,782	1,722	34,660	5,580	330	11,128	3,715	0
	Lee	23,236	16,573	81,901	15,160	570	26,884	2,500	0
	Ogle	24,570	75,335	83,693	22,842	650	30,906	1,163	5,038
	Stephenson	44,589	48,332	113,255	32,508	605	44,660	13,848	0
15th.....	Circuit Total	106,660	160,776	338,929	78,000	2,325	117,363	30,535	5,038
16th.....	Kane	282,886	57,749	1,833,417	316,719	14,550	194,688	8,054	324,493
16th.....	Circuit Total	282,886	57,749	1,833,417	316,719	14,550	194,688	8,054	324,493
17th.....	Boone	51,179	10,431	70,977	29,505	1,740	41,028	2,347	0
	Winnebago	75,888	102,806	345,599	218,526	7,190	135,803	12,275	78,427
17th.....	Circuit Total	127,068	113,236	416,576	248,031	8,930	176,831	14,622	78,427
18th.....	DuPage	376,971	47,521	872,202	348,525	17,720	529,047	274,447	0
18th.....	Circuit Total	376,971	47,521	872,202	348,525	17,720	529,047	274,447	0
19th.....	Lake	170,193	803,932	1,135,201	434,080	23,230	334,744	335,166	465,125
19th.....	Circuit Total	170,193	803,932	1,135,201	434,080	23,230	334,744	335,166	465,125
20th.....	Monroe	14,334	1,086	49,820	3,800	430	15,859	0	0
	Perry	11,755	10,135	43,344	3,044	290	8,083	0	0
	Randolph	22,485	12,894	51,579	2,899	470	7,042	11,940	1,550
	St. Clair	193,872	160,810	791,327	241,016	6,580	37,045	2,503	14,987
	Washington	16,275	3,120	44,541	5,935	300	10,761	120	0
20th.....	Circuit Total	258,720	188,046	980,609	256,694	8,070	78,790	14,563	16,537
21st.....	Iroquois	12,497	6,527	36,128	12,101	380	15,451	6,816	0
	Kankakee	84,846	34,030	118,377	47,453	10,517	38,128	34,007	0
21st.....	Circuit Total	97,342	40,557	154,505	59,554	10,897	53,579	40,823	0
22nd.....	McHenry	101,767	187,468	488,504	172,386	0	164,622	19,489	200,622
22nd.....	Circuit Total	101,767	187,468	488,504	172,386	0	164,622	19,489	200,622
23rd.....	DeKalb	85,788	26,682	576,082	60,942	1,980	44,522	0	26,261
	Kendall	90,300	11,818	175,657	51,909	2,270	42,363	11,288	32
23rd.....	Circuit Total	176,088	38,500	751,740	112,851	4,250	86,885	11,288	26,292
	Downstate Total	4,067,653	3,637,737	15,031,724	4,138,490	133,629	4,535,966	2,138,195	1,226,438
Cook	Cook County	1,691,241	3,916,612	7,960,549	4,995,682	75,770	920,991	715	25
	State Total	5,758,894	7,554,349	22,992,273	9,134,172	209,399	5,456,957	2,138,910	1,226,463

\* Includes State's Attorney Records Automation Fund

**CIRCUIT CLERK  
DISBURSEMENT OF FUNDS BY COUNTY  
DECEMBER 1, 2016 - NOVEMBER 30, 2017**

CIRCUIT	COUNTY	FEES OF OTHERS (CONTINUED)							TOTAL FEES OF OTHERS*
		PROB. AND CRT. SERV. FUND	DISPUTE RESOLU. FUND	MANDATORY ARBITRATION FEE	REJECTION OF AWARD	TESTING & ELECTRONIC MONITORING	COUNTY HEALTH FUND	TRAFFIC SAFETY SCHOOL	
1st.....	Alexander	16,583	10	0	0	0	0	0	62,274
	Jackson	154,894	1,526	0	0	0	0	9,690	392,590
	Johnson	23,785	242	0	0	0	0	7,050	81,871
	Massac	33,973	445	0	0	0	0	10,940	135,947
	Pope	11,529	73	0	0	0	0	0	46,175
	Pulaski	27,033	114	0	0	0	0	69,780	191,715
	Saline	86,726	984	0	0	0	0	0	339,391
	Union	46,344	657	0	0	0	0	6,840	163,917
	Williamson	142,327	2,598	0	0	0	0	0	421,100
1st.....	Circuit Total	543,194	6,649	0	0	0	0	104,300	1,834,982
2nd.....	Crawford	52,947	0	0	0	0	0	0	126,758
	Edwards	28,376	0	0	0	0	0	0	56,463
	Franklin	83,943	0	0	0	645	0	0	445,308
	Gallatin	10,803	0	0	0	0	0	0	30,812
	Hamilton	14,053	0	0	0	0	0	0	59,454
	Hardin	9,664	0	0	0	100	0	0	33,169
	Jefferson	96,512	0	0	0	0	0	25	346,086
	Lawrence	38,171	0	0	0	907	0	0	130,511
	Richland	43,221	0	0	0	0	0	0	147,214
	Wabash	34,315	0	0	0	0	0	0	216,076
	Wayne	56,486	0	0	0	0	0	0	119,141
	White	38,948	0	0	0	0	0	0	176,470
2nd.....	Circuit Total	507,437	0	0	0	1,652	0	25	1,887,462
3rd.....	Bond	51,547	0	0	0	972	972	0	210,324
	Madison	392,926	0	446,972	0	0	0	0	3,147,895
3rd.....	Circuit Total	444,473	0	446,972	0	972	972	0	3,358,218
4th.....	Christian	96,987	0	0	0	2,409	0	0	275,384
	Clay	53,718	0	0	0	4,548	0	0	132,069
	Clinton	94,885	0	0	0	2,278	0	0	235,318
	Effingham	181,762	0	0	0	4,218	0	21,136	411,052
	Fayette	111,240	0	0	0	0	0	0	364,722
	Jasper	34,442	0	0	0	2,401	0	0	84,177
	Marion	92,253	0	0	0	34,703	0	0	279,894
	Montgomery	85,927	0	0	0	17,767	0	0	395,275
	Shelby	44,368	0	0	0	3,432	25	1,596	142,887
4th.....	Circuit Total	795,582	0	0	0	71,756	25	22,732	2,320,778
5th.....	Clark	25,370	0	0	0	325	0	0	105,091
	Coles	213,762	0	0	0	29,815	0	7,076	584,866
	Cumberland	19,789	0	0	0	592	0	664	62,978
	Edgar	36,415	0	0	0	0	0	0	132,113
	Vermilion	118,585	0	0	0	37,183	0	0	600,084
5th.....	Circuit Total	413,920	0	0	0	67,915	0	7,740	1,485,132

\*Includes Substance Abuse Services Fund, Working Cash Fund, County Fund to Finance DUI Education, Arrestee's Medical Costs Fund, Records Automation Fund, Sexually Transmitted Disease Test Fund, Guardian ad litem, State Appellate Defender, Neutral Site Custody Exchange Fund, Children's Waiting Room Fund, Mortgage Foreclosure Mediation Program Fees, Children's Advocacy Center, Court Appointed Special Advocate, Drug Court, Judicial Facility Fees, Mental Health Court, Youth Diversion Program, Public Defender Records Automation Fund, and Other



**CIRCUIT CLERK  
DISBURSEMENT OF FUNDS BY COUNTY  
DECEMBER 1, 2016 - NOVEMBER 30, 2017**

CIRCUIT	COUNTY	FEES OF OTHERS (CONTINUED)							
		PROB. AND CT. SERV. FUND	DISPUTE RESOLU. FUND	MANDATORY ARBITRATION FEE	REJECTION OF AWARD	TESTING & ELECTRONIC MONITORING	COUNTY HEALTH FUND	TRAFFIC SAFETY SCHOOL	TOTAL FEES OF OTHERS*
6th.....	Champaign	413,012	0	0	0	0	0	64,490	1,146,384
	DeWitt	53,638	0	0	0	0	0	4,294	171,847
	Douglas	45,286	0	0	0	0	0	3,738	139,955
	Macon	308,905	0	0	0	683	0	16,883	1,107,326
	Moultrie	30,523	0	0	0	0	0	4,032	109,231
	Piatt	43,158	0	0	0	300	0	13,881	103,733
6th.....	Circuit Total	894,521	0	0	0	983	0	107,318	2,778,476
7th.....	Greene	20,459	0	0	0	0	0	0	59,721
	Jersey	28,448	0	0	0	0	0	0	162,802
	Macoupin	92,511	0	0	0	482	0	0	333,548
	Morgan	42,302	0	0	0	1,415	0	0	174,283
	Sangamon	243,989	0	0	0	8,780	0	0	1,492,007
	Scott	7,872	0	0	0	0	0	0	22,971
7th.....	Circuit Total	435,579	0	0	0	10,677	0	0	2,245,332
8th.....	Adams	223,360	0	0	0	116	0	0	776,214
	Brown	19,351	0	0	0	4,408	0	0	40,133
	Calhoun	11,481	0	0	0	0	0	0	38,744
	Cass	42,863	0	0	0	0	0	0	87,586
	Mason	96,378	0	0	0	0	0	0	211,244
	Menard	35,947	0	0	0	0	0	0	85,969
	Pike	69,493	0	0	0	300	0	0	257,028
	Schuyler	59,079	0	0	0	7,221	0	0	127,688
8th.....	Circuit Total	557,952	0	0	0	12,045	0	0	1,624,606
9th.....	Fulton	49,413	0	0	0	3,926	0	0	216,680
	Hancock	19,877	0	0	0	6,948	0	0	127,876
	Henderson	13,329	0	0	0	3,471	0	0	73,103
	Knox	72,776	0	0	0	8,664	0	0	327,773
	McDonough	69,418	0	0	0	0	0	4,115	411,779
	Warren	37,694	0	0	0	2,536	0	0	181,335
9th.....	Circuit Total	262,507	0	0	0	25,544	0	4,115	1,338,545
10th.....	Marshall	13,526	0	0	0	0	0	0	58,195
	Peoria	497,047	0	0	0	8,601	70	0	1,646,327
	Putnam	10,647	0	0	0	0	0	242	38,634
	Stark	10,715	0	0	0	300	0	0	32,953
	Tazewell	171,346	0	0	0	0	0	0	803,617
10th.....	Circuit Total	703,281	0	0	0	8,901	70	242	2,579,726
11th.....	Ford	90,697	0	3,350	0	50	0	0	161,958
	Livingston	89,629	0	0	0	15	0	0	333,185
	Logan	57,230	0	0	0	3,624	0	0	197,509
	McLean	335,288	0	40,120	1,600	9,840	0	205,200	1,432,075
	Woodford	54,949	0	0	0	268	0	0	233,332
11th.....	Circuit Total	627,792	0	43,470	1,600	13,797	0	205,200	2,358,058

\*Includes Substance Abuse Services Fund, Working Cash Fund, County Fund to Finance DUI Education, Arrestee's Medical Costs Fund, Records Automation Fund, Sexually Transmitted Disease Test Fund, Guardian ad litem, State Appellate Defender, Neutral Site Custody Exchange Fund, Children's Waiting Room Fund, MortgageForeclosure Mediation Program Fees, Childrens Advocacy Center, Court Appointed Special Advocate, Drug Court, Jucicial Facility Fees, Mental Health Court, Youth Diversion Program, Public Defender Records Automation Fund, and Other

**CIRCUIT CLERK  
DISBURSEMENT OF FUNDS BY COUNTY  
DECEMBER 1, 2016 - NOVEMBER 30, 2017**

CIRCUIT	COUNTY	FEES OF OTHERS (CONTINUED)							TOTAL FEES OF OTHERS*
		PROB. AND CT. SERV. FUND	DISPUTE RESOLU. FUND	MANDATORY ARBITRATION FEE	REJECTION OF AWARD	TESTING & ELECTRONIC MONITORING	COUNTY HEALTH FUND	TRAFFIC SAFETY SCHOOL	
12th.....	Will	901,473	0	189,744	14,100	0	0	385,367	6,512,305
12th.....	Circuit Total	901,473	0	189,744	14,100	0	0	385,367	6,512,305
13th.....	Bureau	38,785	0	0	0	470	0	3,278	262,275
	Grundy	85,963	16,050	0	0	1,755	0	0	417,174
	LaSalle	172,295	0	0	0	1,410	0	30,720	717,074
13th.....	Circuit Total	297,043	16,050	0	0	3,635	0	33,998	1,396,523
14th.....	Henry	104,960	0	11,320	0	28,477	0	0	442,810
	Mercer	30,942	0	3,804	0	0	0	0	133,871
	Rock Island	328,579	0	47,495	3,800	79,110	0	0	1,239,251
	Whiteside	167,517	0	24,256	200	23,467	0	0	598,501
14th.....	Circuit Total	631,997	0	86,875	4,000	131,055	0	0	2,414,433
15th.....	Carroll	15,935	0	0	0	65	0	19,270	101,603
	Jo Daviess	22,353	0	0	0	0	0	34,140	144,486
	Lee	128,203	0	0	0	0	0	118	357,529
	Ogle	138,800	0	0	0	0	0	61,370	489,478
	Stephenson	87,974	0	0	0	6,619	0	43,750	471,887
15th.....	Circuit Total	393,265	0	0	0	6,684	0	158,648	1,564,982
16th.....	Kane	1,056,563	0	120,285	20,700	38,182	0	445,043	6,141,766
16th.....	Circuit Total	1,056,563	0	120,285	20,700	38,182	0	445,043	6,141,766
17th.....	Boone	95,219	8,710	11,163	200	0	0	100,938	507,555
	Winnebago	374,023	0	83,416	10,200	0	0	192,749	1,989,728
17th.....	Circuit Total	469,242	8,710	94,579	10,400	0	0	293,687	2,497,282
18th.....	DuPage	1,920,547	0	251,795	0	5,101	0	0	5,263,575
18th.....	Circuit Total	1,920,547	0	251,795	0	5,101	0	0	5,263,575
19th.....	Lake	1,791,938	0	174,453	24,400	133,652	0	562,254	7,330,344
19th.....	Circuit Total	1,791,938	0	174,453	24,400	133,652	0	562,254	7,330,344
20th.....	Monroe	33,782	0	0	0	0	0	0	122,962
	Perry	61,040	0	0	0	6,860	0	0	155,462
	Randolph	38,070	0	0	0	0	0	0	152,233
	St.Clair	351,197	0	148,368	11,000	11,945	0	0	2,177,319
	Washington	21,937	0	0	0	0	0	0	116,740
20th.....	Circuit Total	506,026	0	148,368	11,000	18,805	0	0	2,724,716
21st.....	Iroquois	32,156	0	0	0	3,443	0	4,190	142,403
	Kankakee	97,616	4,183	0	0	0	0	35,384	636,674
21st.....	Circuit Total	129,772	4,183	0	0	3,443	0	39,574	779,078
22nd.....	McHenry	310,876	0	77,080	7,600	14,219	0	441,208	2,543,257
22nd.....	Circuit Total	310,876	0	77,080	7,600	14,219	0	441,208	2,543,257
23rd.....	DeKalb	171,563	0	0	0	0	0	80,321	1,324,325
	Kendall	113,201	0	0	0	41,859	0	47,538	612,679
23rd.....	Circuit Total	284,764	0	0	0	41,859	0	127,859	1,937,005
	Downstate Total	14,879,746	35,592	1,633,621	93,800	610,876	1,067	2,939,310	64,916,579
Cook	Cook County	602,808	175,584	2,394,426	474,470	0	303,049	1,914,849	30,051,624
	State Total	15,482,554	211,176	4,028,047	568,270	610,876	304,116	4,854,159	94,968,203

\*Includes Substance Abuse Services Fund, Working Cash Fund, County Fund to Finance DUI Education, Arrestee's Medical Costs Fund, Records Automation Fund, Sexually Transmitted Disease Test Fund, Guardian ad litem, State Appellate Defender, Neutral Site Custody Exchange Fund, Children's Waiting Room Fund, Mortgage Foreclosure Mediation Program Fees, Childrens Advocacy Center, Court Appointed Special Advocate, Drug Court, Judicial Facility Fees, Mental Health Court, Youth Diversion Program, Public Defender Records Automation Fund, and Other

**CIRCUIT CLERK  
DISBURSEMENT OF FUNDS BY COUNTY  
DECEMBER 1, 2016 - NOVEMBER 30, 2017**

CIRCUIT	COUNTY	MISCELLANEOUS DISBURSEMENTS						
		RESTITUTION TO CRIME VICTIM	WORK RELEASE PAID TO COUNTY BOARD	WORK RELEASE PAID TO INDIVIDUALS	EXPENSES MINORS NEEDS	ABANDONED UNCLAIMED BAIL TO CTY.	ABANDONED UNCLAIMED PROP. TO STATE	DEPOSITS FROM JUD. SALES
1st.....	Alexander	16,879	0	0	0	0	0	0
	Jackson	103,949	173	0	0	0	1,377	0
	Johnson	31,583	0	0	0	0	0	0
	Massac	40,654	1,027	0	0	0	0	0
	Pope	112,145	0	0	0	0	0	0
	Pulaski	3,122	0	0	0	0	904	0
	Saline	135,150	429	0	0	0	0	0
	Union	65,624	0	0	0	0	78	0
	Williamson	90,637	0	0	0	0	0	0
1st.....	Circuit Total	599,742	1,629	0	0	0	2,360	0
2nd.....	Crawford	46,726	0	0	0	0	0	0
	Edwards	11,049	0	0	0	0	0	0
	Franklin	115,387	3,232	0	0	0	0	33,895
	Gallatin	9,541	0	0	0	0	0	0
	Hamilton	13,790	1,042	0	0	0	0	0
	Hardin	10,351	0	0	0	0	0	0
	Jefferson	102,936	121	0	0	0	0	0
	Lawrence	20,894	0	0	0	0	0	0
	Richland	45,086	0	0	0	0	0	0
	Wabash	35,105	105	0	0	17,073	0	0
	Wayne	24,719	702	0	0	0	0	0
	White	42,791	7,426	0	0	0	0	0
2nd.....	Circuit Total	478,375	12,628	0	0	17,073	0	33,895
3rd.....	Bond	19,163	0	0	0	0	0	0
	Madison	442,106	0	0	0	0	0	0
3rd.....	Circuit Total	461,270	0	0	0	0	0	0
4th.....	Christian	50,564	0	0	0	0	0	0
	Clay	36,591	0	0	0	0	0	0
	Clinton	104,097	13,593	0	0	0	695	0
	Effingham	194,168	0	0	0	0	4,110	0
	Fayette	233,566	0	0	0	0	0	0
	Jasper	49,369	0	0	0	1,123	0	0
	Marion	93,943	0	0	0	0	0	0
	Montgomery	93,464	184	0	0	0	625	0
	Shelby	44,578	5,325	0	0	0	0	0
4th.....	Circuit Total	900,340	19,102	0	0	1,123	5,431	0
5th.....	Clark	28,660	0	0	0	0	0	0
	Coles	97,471	1,476	0	0	0	5,908	398,196
	Cumberland	14,573	0	0	0	0	0	69,000
	Edgar	79,772	3,463	0	0	0	6,405	0
	Vermilion	125,749	0	0	0	0	0	0
5th.....	Circuit Total	346,224	4,939	0	0	0	12,313	467,196

**CIRCUIT CLERK  
DISBURSEMENT OF FUNDS BY COUNTY  
DECEMBER 1, 2016 - NOVEMBER 30, 2017**

CIRCUIT	COUNTY	MISCELLANEOUS DISBURSEMENTS						
		RESTITUTION TO CRIME VICTIM	WORK RELEASE PAID TO COUNTY BOARD	WORK RELEASE PAID TO INDIVIDUALS	EXPENSES MINORS NEEDS	ABANDONED UNCLAIMED BAIL TO CTY.	ABANDONED UNCLAIMED PROP. TO STATE	DEPOSITS FROM JUD. SALES
6th.....	Champaign	277,468	1,125	0	0	28,653	9,173	0
	DeWitt	22,882	9,544	0	0	0	0	0
	Douglas	49,686	7,279	0	0	0	0	0
	Macon	191,826	14,820	0	0	7,374	0	600,929
	Moultrie	13,960	2,326	0	0	0	0	0
	Piatt	20,687	2,535	0	0	0	0	0
6th.....	Circuit Total	576,509	37,628	0	0	36,027	9,173	600,929
7th.....	Greene	30,793	0	0	0	0	0	0
	Jersey	44,288	4,400	0	0	0	0	0
	Macoupin	75,055	11,000	0	0	0	26,390	0
	Morgan	45,580	300	0	0	0	5,484	0
	Sangamon	303,121	0	0	0	0	17,328	0
	Scott	6,589	0	0	0	0	0	0
7th.....	Circuit Total	505,426	15,700	0	0	0	49,202	0
8th.....	Adams	295,621	17,527	0	0	0	8,467	31,573
	Brown	9,403	1,530	0	0	0	0	0
	Calhoun	21,457	0	0	0	0	0	0
	Cass	22,159	2,530	0	0	0	525	0
	Mason	42,314	9,336	0	2,368	0	0	0
	Menard	23,277	0	0	0	0	0	0
	Pike	88,374	13,895	0	0	0	0	0
	Schuyler	14,946	6,791	0	0	0	0	0
8th.....	Circuit Total	517,552	51,609	0	2,368	0	8,992	31,573
9th.....	Fulton	80,403	23,459	0	0	0	1,553	0
	Hancock	72,362	10,320	0	48	8,544	0	0
	Henderson	52,590	3,930	0	0	12,060	0	0
	Knox	94,032	2,109	0	0	813	0	0
	McDonough	70,888	0	0	0	0	756	0
	Warren	35,808	54	0	640	2,846	1,841	0
9th.....	Circuit Total	406,083	39,872	0	688	24,262	4,150	0
10th.....	Marshall	24,631	0	0	0	0	0	0
	Peoria	226,273	0	0	0	0	0	0
	Putnam	10,664	0	0	0	0	0	0
	Stark	15,069	2,977	0	280	1,106	0	0
	Tazewell	129,147	17,546	0	0	0	0	0
10th.....	Circuit Total	405,784	20,523	0	280	1,106	0	0
11th.....	Ford	45,120	0	0	0	0	0	0
	Livingston	55,913	11,108	0	0	0	0	0
	Logan	35,262	8,649	0	0	0	14,385	1,687,559
	McLean	264,371	0	0	0	3,088	5,034	2,354,268
	Woodford	37,779	0	0	0	0	0	0
11th.....	Circuit Total	438,445	19,757	0	0	3,088	19,419	4,041,827

**CIRCUIT CLERK  
DISBURSEMENT OF FUNDS BY COUNTY  
DECEMBER 1, 2016 - NOVEMBER 30, 2017**

CIRCUIT	COUNTY	MISCELLANEOUS DISBURSEMENTS						
		RESTITUTION TO CRIME VICTIM	WORK RELEASE PAID TO COUNTY BOARD	WORK RELEASE PAID TO INDIVIDUALS	EXPENSES MINORS NEEDS	ABANDONED UNCLAIMED BAIL TO CTY.	ABANDONED UNCLAIMED PROP. TO STATE	DEPOSITS FROM JUD. SALES
12th.....	Will	985,302	0	0	0	45,466	61,208	0
12th.....	Circuit Total	985,302	0	0	0	45,466	61,208	0
13th.....	Bureau	23,424	0	0	0	0	1,304	0
	Grundy	112,930	1,872	0	0	1,496	0	0
	LaSalle	343,577	12,030	0	0	0	11,675	1,274,883
13th.....	Circuit Total	479,931	13,902	0	0	1,496	12,979	1,274,883
14th.....	Henry	49,512	239	0	0	0	0	0
	Mercer	46,813	6,201	0	15,068	0	0	0
	Rock Island	170,247	29,830	0	13,840	0	0	0
	Whiteside	178,261	13,330	0	30,220	0	0	0
14th.....	Circuit Total	444,832	49,600	0	59,128	0	0	0
15th.....	Carroll	9,118	11,929	0	206	0	0	0
	Jo Daviess	33,614	11,161	5,256	0	4,932	0	0
	Lee	62,114	10,602	0	800	0	0	0
	Ogle	110,820	13,626	0	200	0	7,033	0
	Stephenson	138,607	16,234	0	0	0	976	0
15th.....	Circuit Total	354,275	63,552	5,256	1,206	4,932	8,010	0
16th.....	Kane	523,995	21,398	0	0	342,450	1,808	0
16th.....	Circuit Total	523,995	21,398	0	0	342,450	1,808	0
17th.....	Boone	53,817	0	0	0	0	13,850	0
	Winnebago	464,515	67,982	0	0	0	0	149,409
17th.....	Circuit Total	518,332	67,982	0	0	0	13,850	149,409
18th.....	DuPage	1,155,399	287,718	0	0	0	0	0
18th.....	Circuit Total	1,155,399	287,718	0	0	0	0	0
19th.....	Lake	1,326,107	5,893	0	1,713	20,253	39,218	0
19th.....	Circuit Total	1,326,107	5,893	0	1,713	20,253	39,218	0
20th.....	Monroe	58,006	0	0	0	0	0	0
	Perry	31,194	6	0	0	0	0	0
	Randolph	75,733	0	0	0	0	1,071	0
	St. Clair	114,017	0	0	0	10,990	0	0
	Washington	63,043	0	0	0	0	0	0
20th.....	Circuit Total	341,992	6	0	0	10,990	1,071	0
21st.....	Iroquois	46,808	0	0	0	398	1,203	0
	Kankakee	67,817	4,470	0	0	0	12,694	0
21st.....	Circuit Total	114,625	4,470	0	0	398	13,897	0
22nd.....	McHenry	393,906	6,470	0	0	16,765	4,339	6,229
22nd.....	Circuit Total	393,906	6,470	0	0	16,765	4,339	6,229
23rd.....	DeKalb	151,861	0	0	0	0	0	0
	Kendall	210,480	20,835	0	0	0	0	0
23rd.....	Circuit Total	362,342	20,835	0	0	0	0	0
	Downstate Total	12,636,788	765,212	5,256	65,383	525,430	267,420	6,605,941
Cook	Cook County	1,418,831	0	0	0	4,291,770	117,603	7,263,952
	State Total	14,055,619	765,212	5,256	65,383	4,817,200	385,023	13,869,893

**CIRCUIT CLERK  
DISBURSEMENT OF FUNDS BY COUNTY  
DECEMBER 1, 2016 - NOVEMBER 30, 2017**

CIRCUIT	COUNTY	MISCELLANEOUS DISBURSEMENTS (CONTINUED)						GRAND TOTAL ALL FUNDS DISBURSED
		DEPOSITS ALL OTHER CATEGORIES	REIM. LOCAL ANTI-CRIME PROGRAM	BAIL REFUNDS	OTHER REFUNDS	OTHER DISBURSE- MENTS	TOTAL MISCELLANEOUS DISBURSEMENTS	
1st.....	Alexander	0	0	37,640	0	21,500	76,019	1,340,043
	Jackson	0	0	253,764	5,076	56,334	420,673	6,709,541
	Johnson	0	0	56,096	0	16,103	103,783	1,626,578
	Massac	0	0	52,530	1,529	14,659	110,399	2,621,082
	Pope	0	0	24,779	596	3,945	141,465	609,283
	Pulaski	0	10,935	52,527	0	3,220	70,707	2,652,167
	Saline	0	0	76,587	0	30,954	243,120	3,976,769
	Union	0	9,654	87,870	0	4,165	167,391	2,275,845
	Williamson	159,868	9,248	322,099	1,209	111,436	694,497	12,485,469
1st.....	Circuit Total	159,868	29,837	963,892	8,410	262,316	2,028,053	34,296,777
2nd.....	Crawford	0	2,033	67,356	0	70,238	186,352	3,057,270
	Edwards	0	4,954	110,197	2,435	6,878	135,512	1,067,776
	Franklin	0	189,020	126,791	4,014	15,072	487,410	6,491,411
	Gallatin	0	11,228	30,987	0	39	51,795	820,852
	Hamilton	0	1,028	12,344	0	4,668	32,873	1,239,608
	Hardin	0	2,281	15,351	0	9,389	37,372	463,979
	Jefferson	0	3,719	290,471	698	22,493	420,438	6,517,560
	Lawrence	0	165	133,131	0	7,029	161,219	2,195,186
	Richland	0	375	92,942	1,124	7,118	146,645	898,172
	Wabash	0	13,863	26,087	785	3,871	96,889	2,363,534
	Wayne	6,860	6,280	67,500	366	5,448	111,874	2,326,772
	White	0	37,819	32,076	152	13,539	133,803	2,518,955
2nd.....	Circuit Total	6,860	272,764	1,005,233	9,574	165,782	2,002,184	29,961,074
3rd.....	Bond	0	0	76,844	0	24,976	120,984	2,921,011
	Madison	16,963	0	1,781,314	42,368	438,361	2,721,112	38,387,803
3rd.....	Circuit Total	16,963	0	1,858,158	42,368	463,337	2,842,096	41,308,814
4th.....	Christian	0	7,505	70,264	1,551	29,781	159,666	5,246,752
	Clay	0	0	25,670	15	6,347	68,624	2,172,958
	Clinton	0	5,175	123,431	1,331	28,374	276,696	3,841,484
	Effingham	0	15,735	172,233	1,331	22,130	409,706	5,495,985
	Fayette	0	6,382	223,495	168	27,088	490,698	2,370,602
	Jasper	0	0	45,556	0	3,550	99,598	1,105,303
	Marion	0	415	286,406	0	24,915	405,679	6,676,783
	Montgomery	0	12,429	76,736	0	42,904	226,341	4,734,002
	Shelby	1,970	4,580	47,960	0	19,247	123,660	3,275,208
4th.....	Circuit Total	1,970	52,220	1,071,750	4,396	204,336	2,260,667	34,919,077
5th.....	Clark	0	100	50,545	296	7,857	87,457	2,395,528
	Coles	0	379	202,382	1,244	85,411	792,467	7,782,388
	Cumberland	0	0	26,225	6	38,026	147,830	2,253,859
	Edgar	0	0	84,443	0	4,622	178,704	2,469,355
	Vermilion	0	3,262	951,064	0	57,987	1,138,062	13,680,003
5th.....	Circuit Total	0	3,741	1,314,659	1,546	193,903	2,344,520	28,581,133

**CIRCUIT CLERK  
DISBURSEMENT OF FUNDS BY COUNTY  
DECEMBER 1, 2016 - NOVEMBER 30, 2017**

CIRCUIT	COUNTY	MISCELLANEOUS DISBURSEMENTS (CONTINUED)						GRAND TOTAL ALL FUNDS DISBURSED
		DEPOSITS ALL OTHER CATEGORIES	REIM. LOCAL ANTI-CRIME PROGRAM	BAIL REFUNDS	OTHER REFUNDS	OTHER DISBURSE- MENTS	TOTAL MISCELLANEOUS DISBURSEMENTS	
6th.....	Champaign	0	9,665	838,818	92,035	234,085	1,491,021	22,563,429
	DeWitt	0	15,837	56,114	1,567	10,829	116,773	2,061,970
	Douglas	177,907	0	54,567	0	23,189	312,628	2,967,973
	Macon	0	16,942	1,046,950	6,934	299,617	2,185,392	21,324,596
	Moultrie	0	0	21,701	0	32,979	70,966	2,545,149
	Piatt	0	0	68,408	1,031	6,406	99,067	2,367,166
6th.....	Circuit Total	177,907	42,444	2,086,559	101,568	607,105	4,275,846	53,830,283
7th.....	Greene	0	0	70,188	62	66,120	167,163	1,944,001
	Jersey	0	0	90,657	3,218	146,137	288,701	2,841,544
	Macoupin	0	11,247	76,291	721	11,437	212,140	6,408,580
	Morgan	0	12,102	30,089	0	58,791	152,347	5,567,991
	Sangamon	231,222	13,008	1,457,702	51,376	99,744	2,173,500	34,153,676
	Scott	0	780	25,845	704	2,274	36,191	653,097
7th.....	Circuit Total	231,222	37,136	1,750,772	56,081	384,502	3,030,042	51,568,889
8th.....	Adams	0	12,737	490,154	0	84,664	940,742	12,278,896
	Brown	0	0	17,374	0	10,347	38,655	1,018,957
	Calhoun	0	1,020	21,063	0	6,295	49,835	596,556
	Cass	0	0	25,021	866	1,588	52,689	2,010,837
	Mason	0	1,530	59,663	1,278	5,341	121,830	2,430,735
	Menard	0	2,677	15,654	328	2,394	44,330	1,794,648
	Pike	0	21,588	31,895	1,578	13,916	171,245	3,022,398
	Schuyler	0	0	73,055	542	134,025	229,359	1,859,253
8th.....	Circuit Total	0	39,552	733,878	4,591	258,572	1,648,686	25,012,280
9th.....	Fulton	0	0	56,779	8,270	5,814	176,278	6,715,641
	Hancock	0	0	42,977	0	13,516	147,767	2,863,104
	Henderson	0	803	13,519	0	31,898	114,801	1,520,549
	Knox	45,001	500	281,202	50,659	108,777	583,093	9,899,393
	McDonough	0	2,202	90,540	0	72,284	236,670	5,544,051
	Warren	0	23	56,511	1,203	14,994	113,920	3,178,338
9th.....	Circuit Total	45,001	3,528	541,527	60,133	247,283	1,372,529	29,721,077
10th.....	Marshall	59,731	0	28,569	214	4,267	117,412	1,776,428
	Peoria	0	3,740	458,250	40,180	522,007	1,250,451	29,671,791
	Putnam	0	1,047	5,232	9,234	10,844	37,021	874,134
	Stark	0	0	10,141	1,270	5,209	36,053	780,860
	Tazewell	0	0	614,826	6,493	216,438	984,451	23,595,775
10th.....	Circuit Total	59,731	4,787	1,117,018	57,391	758,766	2,425,387	56,698,988
11th.....	Ford	0	10,736	59,427	700	9,347	125,330	1,928,522
	Livingston	0	0	119,063	743	61,368	248,194	7,338,240
	Logan	0	9,150	111,785	0	146,848	2,013,638	6,255,495
	McLean	693,900	77,915	436,473	75,029	213,399	4,123,477	31,572,870
	Woodford	0	0	119,637	1,150	45,562	204,128	5,469,975
11th.....	Circuit Total	693,900	97,801	846,385	77,622	476,524	6,714,767	52,565,101

**CIRCUIT CLERK  
DISBURSEMENT OF FUNDS BY COUNTY  
DECEMBER 1, 2015 - NOVEMBER 30, 2017**

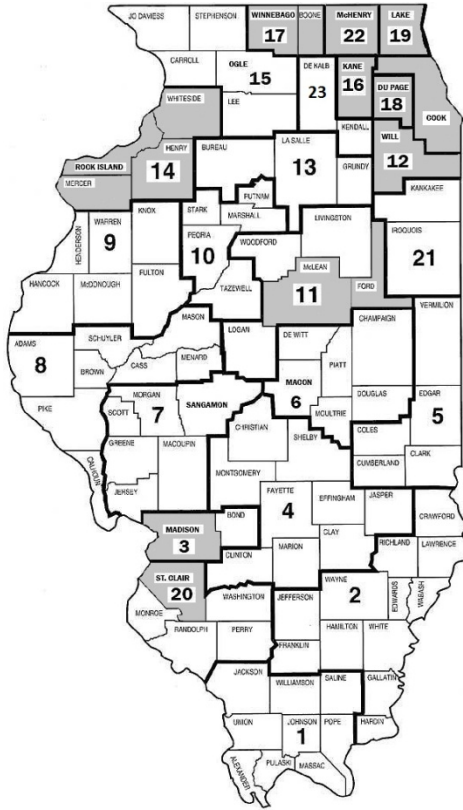
CIRCUIT	COUNTY	MISCELLANEOUS DISBURSEMENTS (CONTINUED)						TOTAL MISCELLANEOUS DISBURSEMENTS	GRAND TOTAL ALL FUNDS DISBURSED
		DEPOSITS ALL OTHER CATEGORIES	REIM. LOCAL ANTI-CRIME PROGRAM	BAIL REFUNDS	OTHER REFUNDS	OTHER DISBURSE- MENTS			
12th.....	Will	0	7,137	4,844,130	168,925	1,201,634	7,313,802	118,470,822	
12th.....	Circuit Total	0	7,137	4,844,130	168,925	1,201,634	7,313,802	118,470,822	
13th.....	Bureau	0	4,830	68,027	2,125	50,288	149,998	5,518,578	
	Grundy	0	13,711	348,080	0	0	478,089	9,667,160	
	LaSalle	0	0	638,958	0	249,042	2,530,166	20,672,888	
13th.....	Circuit Total	0	18,541	1,055,065	2,125	299,330	3,158,253	35,858,626	
14th.....	Henry	0	1,916	421,284	0	8,844	481,794	9,218,564	
	Mercer	0	32,819	50,698	624	6,490	158,713	4,142,483	
	Rock Island	0	5,970	1,029,379	0	52,913	1,302,179	27,004,821	
	Whiteside	0	15,484	139,508	863	27,421	405,087	11,809,872	
14th.....	Circuit Total	0	56,189	1,640,870	1,487	95,668	2,347,774	52,175,740	
15th.....	Carroll	0	1,904	7,723	514	1,928	33,323	1,754,097	
	Jo Daviess	0	0	64,630	0	37,850	157,444	2,112,082	
	Lee	0	17,009	146,040	52,544	74,886	363,995	6,104,128	
	Ogle	0	11,757	337,710	0	2,170	483,317	8,606,825	
	Stephenson	0	8,258	161,713	1,716	26,453	353,958	6,934,668	
15th.....	Circuit Total	0	38,928	717,816	54,774	143,287	1,392,036	25,511,800	
16th.....	Kane	0	345,987	1,722,662	274,949	829,149	4,062,397	72,892,975	
16th.....	Circuit Total	0	345,987	1,722,662	274,949	829,149	4,062,397	72,892,975	
17th.....	Boone	0	25,290	263,214	275	29,283	385,729	8,755,885	
	Winnebago	0	2,528	1,980,347	50,844	479,641	3,195,266	44,833,617	
17th.....	Circuit Total	0	27,818	2,243,562	51,119	508,924	3,580,995	53,589,503	
18th.....	DuPage	0	144,084	3,772,279	535,797	724,836	6,620,111	128,311,739	
18th.....	Circuit Total	0	144,084	3,772,279	535,797	724,836	6,620,111	128,311,739	
19th.....	Lake	0	76,778	4,783,223	157,841	769,190	7,180,215	85,699,636	
19th.....	Circuit Total	0	76,778	4,783,223	157,841	769,190	7,180,215	85,699,636	
20th.....	Monroe	370,572	0	59,762	3,417	58,497	550,254	4,864,961	
	Perry	0	0	122,474	0	22,782	176,456	3,460,107	
	Randolph	0	0	77,004	1,855	2,065	157,727	5,261,708	
	St. Clair	583,567	0	1,562,211	13,780	474,797	2,759,362	40,885,628	
	Washington	0	0	63,434	0	55,591	182,068	2,053,494	
20th.....	Circuit Total	954,139	0	1,884,885	19,052	613,732	3,825,867	56,525,898	
21st.....	Iroquois	0	0	77,991	202,664	84,179	413,242	3,481,934	
	Kankakee	0	5,489	569,622	0	265,598	925,691	16,641,426	
21st.....	Circuit Total	0	5,489	647,613	202,664	349,776	1,338,934	20,123,360	
22nd.....	McHenry	108,326	45,333	1,080,865	42,200	244,188	1,948,621	49,044,023	
22nd.....	Circuit Total	108,326	45,333	1,080,865	42,200	244,188	1,948,621	49,044,023	
23rd.....	DeKalb	0	5,653	697,607	0	228,682	1,083,804	15,989,188	
	Kendall	0	0	389,014	4,267	129,743	754,340	17,834,034	
23rd.....	Circuit Total	0	5,653	1,086,622	4,267	358,425	1,838,144	33,823,221	
	Downstate Total	2,455,886	1,355,746	38,769,420	1,938,880	10,160,563	75,551,926	1,170,490,838	
Cook	Cook County	11,859,015	0	49,467,114	0	108,865	74,527,150	509,249,290	
	State Total	14,314,901	1,355,746	88,236,534	1,938,880	10,269,428	150,079,076	1,679,740,128	



# **MANDATORY ARBITRATION**



## Mandatory Arbitration Program Statistics



In Illinois, court-annexed arbitration is a mandatory, non-binding, non-court procedure designed to resolve civil disputes by utilizing a neutral third party, called an arbitration panel. Mandatory arbitration applies rules of evidence and procedure which are less formal than those followed in trial courts and usually leads to more timely and less expensive resolution of disputes. An arbitration panel can recommend, but not impose, a decision. In the exercise of its general administrative and supervisory authority over Illinois courts, Supreme Court rules prescribe actions which are subject to mandatory arbitration. The rules address a range of operational procedures including: appointment, qualifications, and compensation of arbitrators; scheduling of hearings; discovery process; conduct of hearings; absence of a party; award and judgment on an award; rejection of an award; and form of oath, award and notice of award. In the sixteen jurisdictions approved by the Supreme Court to operate such programs, all civil cases filed in which the amount of monetary damages being sought falls within the program's jurisdictional limit, are subject to the arbitration process. These modest sized claims are amenable to closer management and quicker resolution by using a less formal alternative process than a typical trial court proceeding.

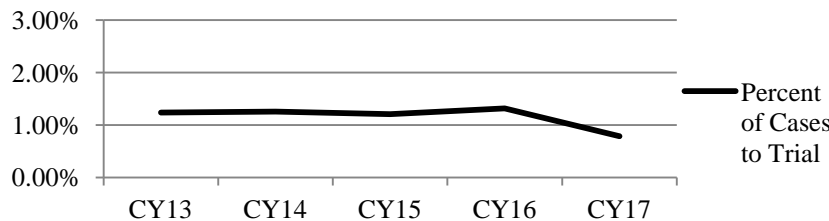
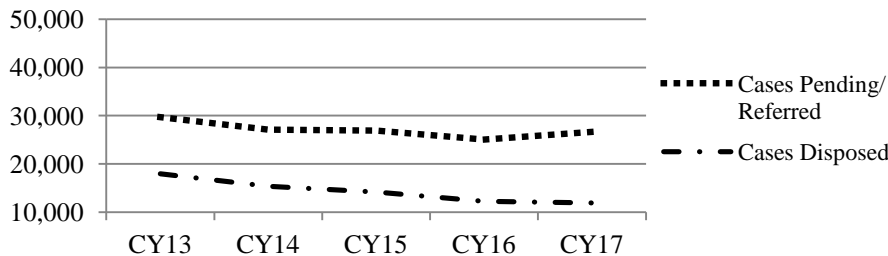
### Explanations for Data Listed In the Below Charts:

- Cases Pending/Referred to Arbitration - number of cases filed and pending in arbitration program as of a certain date.
- Pre-Hearing Dispositions - number of cases disposed prior to an arbitration hearing.
- Arbitration Hearings - number of cases that had an arbitration hearing.
- Awards Accepted - number of arbitration awards that were accepted by a party.
- Post-Hearing Dispositions - number of cases disposed after an arbitration hearing.
- Awards Rejected - number of arbitration awards rejected by a party.
- Post-Rejection Dispositions – number of cases disposed after an award was rejected by a party.
- Arbitration Cases Proceeding to Trial - number of cases that went to trial after an award was rejected.

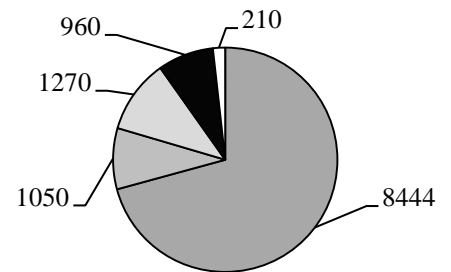
### CY2017 Statewide Caseload

Cases Pending/Referred to Arbitration	26,631
Pre-Hearing Dispositions	8,444
Arbitration Hearings	4,680
Awards Accepted	960

Post-Hearing Dispositions	1,050
Awards Rejected	2,526
Post-Rejection Dispositions	1,270
Arbitration Cases Proceeding to Trial	210



### CY2017 Case Dispositions


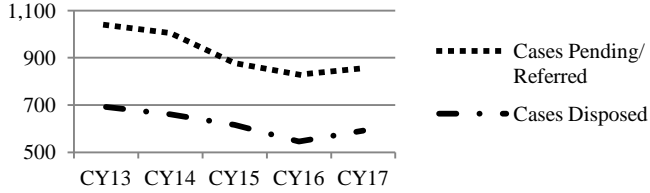


- Pre-Hearing Dispositions (71%)
- Post-Hearing Dispositions (9%)
- Post-Rejection Dispositions (11%)
- Awards Accepted (8%)
- Trial (2%)

## CY2017 Circuit Caseload


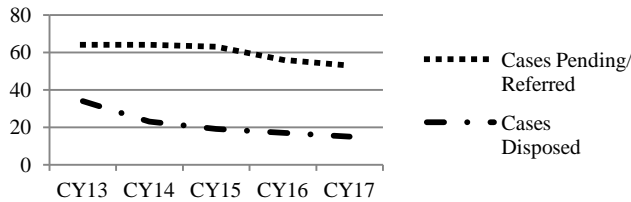
### Third Judicial Circuit - Madison County

Cases Pending/Referred to Arbitration	856	Post-Hearing Dispositions	29
Pre-Hearing Dispositions	486	Awards Rejected	38
Arbitration Hearings	93	Post-Rejection Dispositions	41
Awards Accepted	29	Arbitration Cases Proceeding to Trial	6



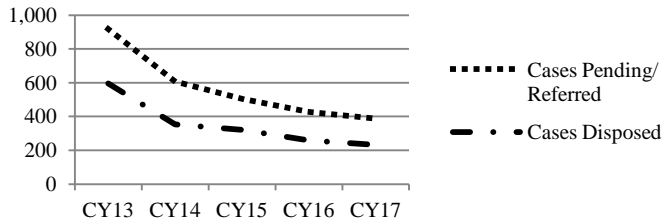
### Eleventh Judicial Circuit - Ford County

Cases Pending/Referred to Arbitration	53	Post-Hearing Dispositions	1
Pre-Hearing Dispositions	14	Awards Rejected	0
Arbitration Hearings	0	Post-Rejection Dispositions	0
Awards Accepted	0	Arbitration Cases Proceeding to Trial	0



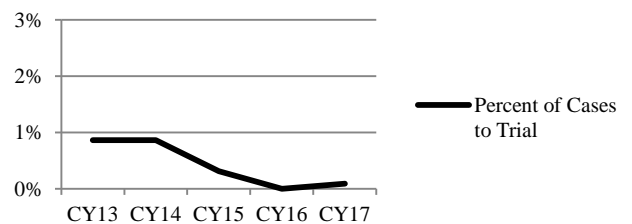
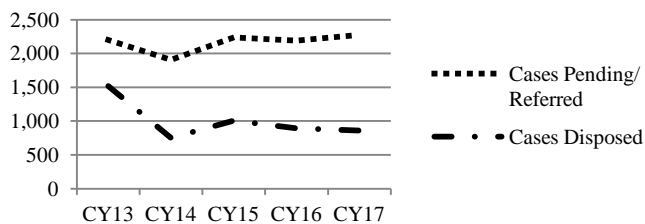
### Eleventh Judicial Circuit - McLean County

Cases Pending/Referred to Arbitration	387	Post-Hearing Dispositions	9
Pre-Hearing Dispositions	201	Awards Rejected	3
Arbitration Hearings	25	Post-Rejection Dispositions	9
Awards Accepted	11	Arbitration Cases Proceeding to Trial	2



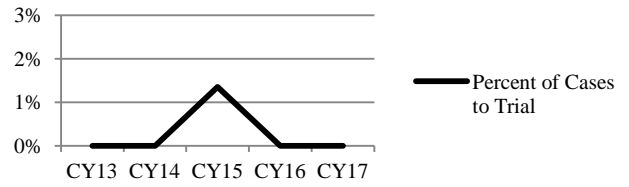
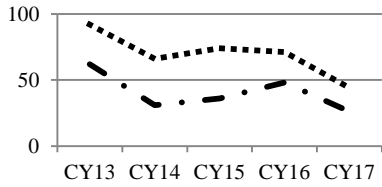
### Twelfth Judicial Circuit - Will County

Cases Pending/Referred to Arbitration	2,277	Post-Hearing Dispositions	25
Pre-Hearing Dispositions	798	Awards Rejected	67
Arbitration Hearings	109	Post-Rejection Dispositions	17
Awards Accepted	17	Arbitration Cases Proceeding to Trial	2




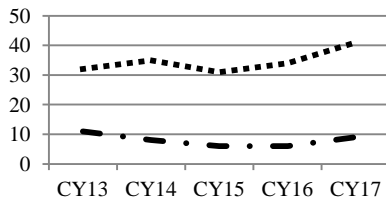
### Fourteenth Judicial Circuit - Henry County

Cases Pending/Referred to Arbitration	44	Post-Hearing Dispositions	0
Pre-Hearing Dispositions	26	Awards Rejected	0
Arbitration Hearings	1	Post-Rejection Dispositions	0
Awards Accepted	0	Arbitration Cases Proceeding to Trial	0



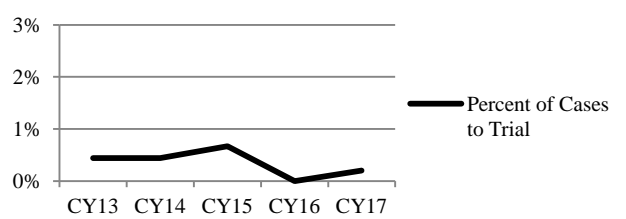
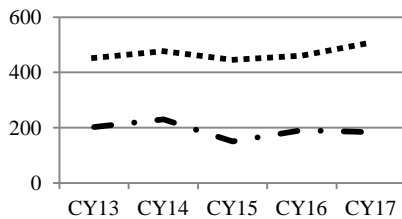
### Fourteenth Judicial Circuit - Mercer County

Cases Pending/Referred to Arbitration	41	Post-Hearing Dispositions	0
Pre-Hearing Dispositions	9	Awards Rejected	1
Arbitration Hearings	1	Post-Rejection Dispositions	0
Awards Accepted	0	Arbitration Cases Proceeding to Trial	0



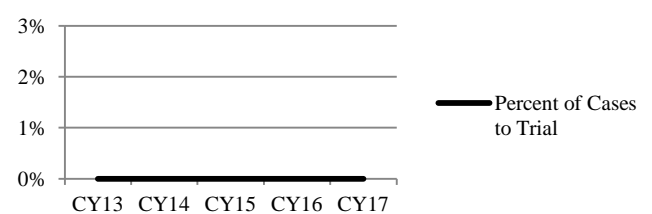
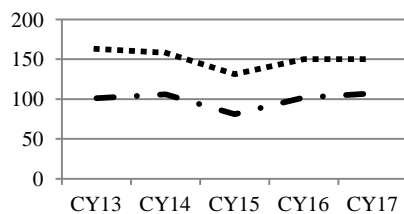
### Fourteenth Judicial Circuit - Rock Island County

Cases Pending/Referred to Arbitration	508	Post-Hearing Dispositions	10
Pre-Hearing Dispositions	166	Awards Rejected	10
Arbitration Hearings	21	Post-Rejection Dispositions	4
Awards Accepted	3	Arbitration Cases Proceeding to Trial	1



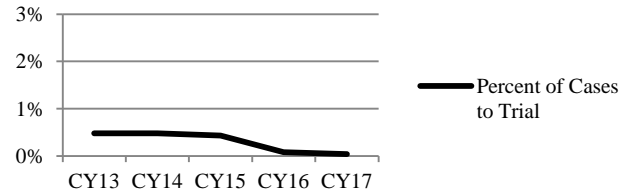
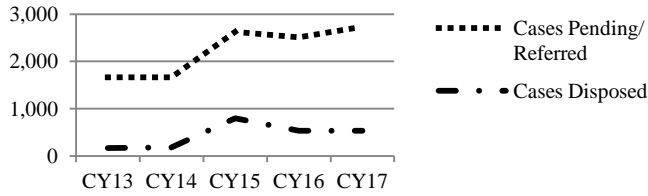
### Fourteenth Judicial Circuit - Whiteside County

Cases Pending/Referred to Arbitration	150	Post-Hearing Dispositions	1
Pre-Hearing Dispositions	104	Awards Rejected	1
Arbitration Hearings	4	Post-Rejection Dispositions	2
Awards Accepted	0	Arbitration Cases Proceeding to Trial	0




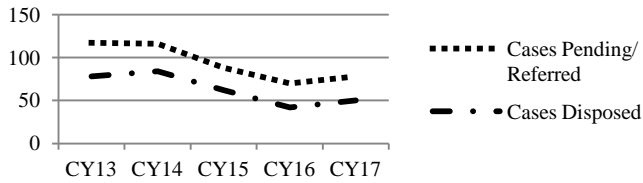
### Sixteenth Judicial Circuit - Kane County

Cases Pending/Referred to Arbitration	2,733	Post-Hearing Dispositions	30
Pre-Hearing Dispositions	457	Awards Rejected	68
Arbitration Hearings	131	Post-Rejection Dispositions	35
Awards Accepted	7	Arbitration Cases Proceeding to Trial	1



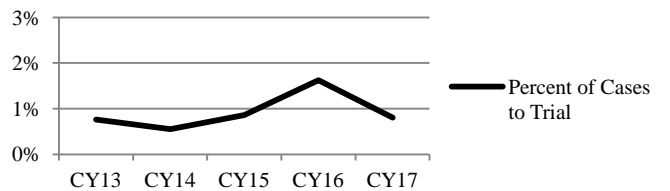
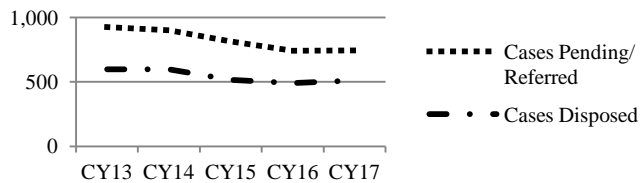
### Seventeenth Judicial Circuit - Boone County

Cases Pending/Referred to Arbitration	78	Post-Hearing Dispositions	4
Pre-Hearing Dispositions	43	Awards Rejected	1
Arbitration Hearings	4	Post-Rejection Dispositions	2
Awards Accepted	1	Arbitration Cases Proceeding to Trial	0



### Seventeenth Judicial Circuit - Winnebago County

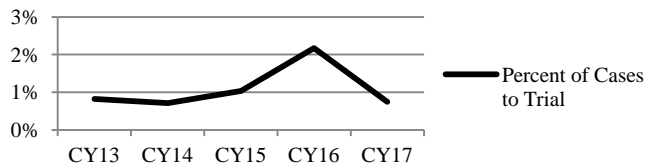
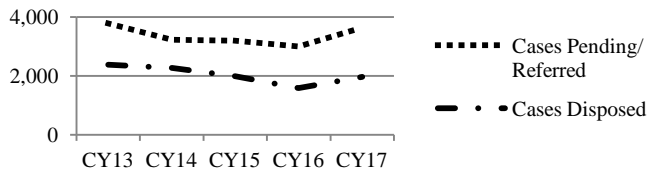
Cases Pending/Referred to Arbitration	743	Post-Hearing Dispositions	13
Pre-Hearing Dispositions	434	Awards Rejected	45
Arbitration Hearings	80	Post-Rejection Dispositions	35
Awards Accepted	21	Arbitration Cases Proceeding to Trial	6



Note: New local rule provides that small claims cases with jury demands be transferred into arbitration.


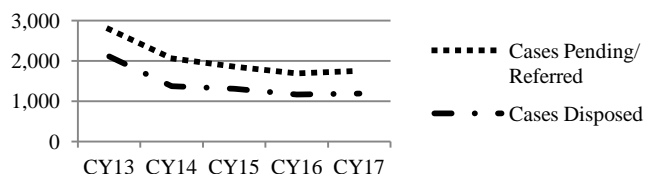
### Eighteenth Judicial Circuit - DuPage County

Cases Pending/Referred to Arbitration	3,634	Post-Hearing Dispositions	121
Pre-Hearing Dispositions	1,695	Awards Rejected	139
Arbitration Hearings	281	Post-Rejection Dispositions	101
Awards Accepted	23	Arbitration Cases Proceeding to Trial	27





### Nineteenth Judicial Circuit - Lake County

Cases Pending/Referred to Arbitration	1,749	Post-Hearing Dispositions	54
Pre-Hearing Dispositions	986	Awards Rejected	110
Arbitration Hearings	189	Post-Rejection Dispositions	102
Awards Accepted	36	Arbitration Cases Proceeding to Trial	10



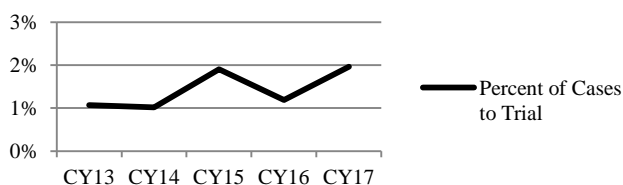
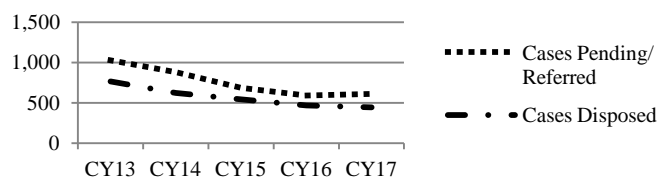
### Twentieth Judicial Circuit - St. Clair County

Cases Pending/Referred to Arbitration	1,197	Post-Hearing Dispositions	15
Pre-Hearing Dispositions	934	Awards Rejected	42
Arbitration Hearings	95	Post-Rejection Dispositions	23
Awards Accepted	39	Arbitration Cases Proceeding to Trial	15



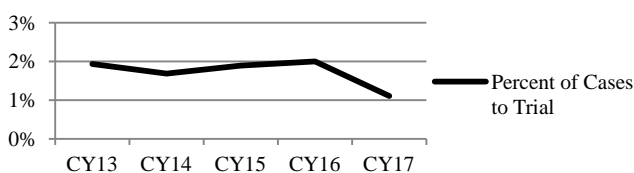
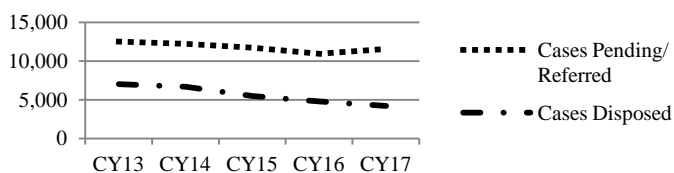
### Twenty-Second Judicial Circuit - McHenry County

Cases Pending/Referred to Arbitration	611	Post-Hearing Dispositions	8
Pre-Hearing Dispositions	382	Awards Rejected	33
Arbitration Hearings	52	Post-Rejection Dispositions	29
Awards Accepted	11	Arbitration Cases Proceeding to Trial	12



### Circuit Court of Cook County

Cases Pending/Referred to Arbitration	11,570	Post-Hearing Dispositions	730
Pre-Hearing Dispositions	1,709	Awards Rejected	1,968
Arbitration Hearings	3,594	Post-Rejection Dispositions	870
Awards Accepted	762	Arbitration Cases Proceeding to Trial	128



**2017 Mandatory Arbitration Program Statistics**  
**Average Award Amounts and Average Number of Days (By Case Type)**

<b>Arbitration Program</b>		<b>Automobile/ Subrogation</b>	<b>Collections</b>	<b>Contracts</b>	<b>Liability/Tort</b>	<b>Property Damage</b>	<b>Personal Injury</b>	<b>Other</b>
Boone	Average Award						<b>\$12,878.50</b>	<b>\$380.50</b>
	Average Number of Days							
Cook	Average Award	<b>\$8,055.17</b>		<b>5815.02*</b>	<b>\$5,432.30</b>	<b>\$4,973.20</b>	<b>\$5,803.44</b>	<b>\$3,290.55</b>
	Average Number of Days	<b>179.8</b>		<b>157.3*</b>	<b>137.8</b>	<b>144.5</b>	<b>209.7</b>	<b>144.5</b>
DuPage	Average Award	<b>\$8,150.66</b>		<b>\$12,860.78</b>	<b>\$6,364.77</b>			<b>\$6,328.66</b>
	Average Number of Days	<b>285.8</b>		<b>342.2</b>	<b>284.1</b>			<b>220.1</b>
Ford	Average Award							
	Average Number of Days							
Henry	Average Award							<b>\$1,375.10</b>
	Average Number of Days							<b>0</b>
Kane	Average Award	<b>\$6,567.41</b>		<b>\$14,553.33</b>	<b>\$19,386.00</b>	<b>\$10,797.22</b>	<b>\$20,869.35</b>	<b>\$10,355.80</b>
	Average Number of Days	<b>150.6</b>		<b>348.3</b>	<b>971</b>	<b>402</b>	<b>261.8</b>	<b>235.5</b>
Lake	Average Award	<b>\$5,723.81</b>	<b>\$26,640.85</b>	<b>\$13,556.62</b>	<b>\$14,250.46</b>	<b>\$5,175.85</b>	<b>\$15,345.72</b>	<b>\$1,003.66</b>
	Average Number of Days	<b>139.2</b>	<b>300.9</b>	<b>301.9</b>	<b>216</b>	<b>207.9</b>	<b>253.8</b>	<b>143.6</b>
Madison	Average Award	<b>\$16,005.63</b>	<b>\$21,014.95</b>	<b>\$3,662.39</b>	<b>\$6,961.89</b>	<b>\$668.74</b>	<b>\$18,243.17</b>	<b>\$2,100.00</b>
	Average Number of Days	<b>200.4</b>	<b>238.1</b>	<b>204.9</b>	<b>293</b>	<b>239.3</b>	<b>220.9</b>	<b>591</b>
McHenry	Average Award	<b>\$13,124.06</b>	<b>\$17,179.30</b>	<b>\$11,010.51</b>	<b>\$5,315.44</b>			
	Average Number of Days	<b>204.2</b>	<b>273.4</b>	<b>238.7</b>	<b>220</b>			
McLean	Average Award		<b>\$17,552.64</b>	<b>\$18,016.93</b>	<b>\$10,123.25</b>		<b>\$14,333.33</b>	<b>\$11,366.96</b>
	Average Number of Days		<b>498.3</b>	<b>304.3</b>	<b>412.3</b>		<b>482</b>	<b>132.3</b>
Mercer	Average Award							<b>\$25,008.63</b>
	Average Number of Days							<b>250</b>
Rock Island	Average Award		<b>\$7,500.00</b>					<b>\$13,110.61</b>
	Average Number of Days		<b>408.5</b>					<b>548.1</b>
St. Clair	Average Award		<b>\$5,306.73</b>	<b>\$5,850.76</b>	<b>\$10,132.87</b>	<b>\$4,518.74</b>	<b>\$17,441.60</b>	<b>\$0.00</b>
	Average Number of Days		<b>283.4</b>	<b>338.4</b>	<b>255</b>	<b>420.8</b>	<b>274.3</b>	<b>245</b>
Whiteside	Average Award							<b>\$8,947.50</b>
	Average Number of Days							<b>760.5</b>
Will	Average Award	<b>\$15,817.62</b>	<b>\$7,585.36</b>	<b>\$12,854.77</b>		<b>\$4,989.29</b>	<b>\$15,180.37</b>	<b>\$6,972.91</b>
	Average Number of Days	<b>325.5</b>	<b>406.1</b>	<b>252.2</b>		<b>475</b>	<b>261.8</b>	<b>313.6</b>
Winnebago	Average Award	<b>\$7,309.84</b>	<b>\$12,574.13</b>	<b>\$14,204.90</b>		<b>\$3,839.86</b>	<b>\$17,311.83</b>	<b>\$625.00</b>
	Average Number of Days	<b>210</b>	<b>408.5</b>	<b>344.7</b>		<b>308.9</b>	<b>310.4</b>	<b>245</b>

\*This figure includes Collections and Contracts.



**ADULT AND JUVENILE PROBATION**

**AND**

**SUPERVISED PRETRIAL RELEASE**

## ABBREVIATIONS

Explanations for abbreviations used in column headings in this section are explained below.

Admin.      Administrative Cases: Cases still active but not under direct supervision.

PSI            Presentence Investigation: A comprehensive written background investigation report on a convicted offender prepared by the probation department to provide information to the court to determine an appropriate sentence.

Abbrev. PSI   Abbreviated Presentence Investigation: Sometimes referred to as a “short form” presentence investigation, this is a less-comprehensive report permitted in less serious (i.e., misdemeanor) criminal cases.

IPS            Intensive Probation Supervision Program: A highly structured, surveillance oriented, prison diversion program for non-violent felony offenders sentenced to probation.

Intake – Level of supervision, equal to that of Level 1, for the first 30-60 days within the program.

Level I – Highest level of supervision contacts per week, based on an assessment of high risk, for offenders sentenced to IPS.

Level II – Less frequent level of supervision contacts per week, based on an assessment of moderate risk, for offenders sentenced to IPS.

Level III – Lowest level of supervision contacts per week, based on documented improvement of performance by offenders within the program.

CUS            Continued Under Supervision: A juvenile case which is under court order and probation supervision without a formal finding of delinquency.

**Active Adult Caseload**  
(As of December 31, 2017)

<b>Circuit</b>	<b>County</b>	<b>Felony</b>	<b>Misd.</b>	<b>DUI</b>	<b>Traffic</b>	<b>Total</b>	<b>Admin.</b>
1st	Alexander	61	11	5	20	97	25
	Jackson	360	214	94	23	691	131
	Johnson	53	46	8	1	108	31
	Massac	128	38	33	16	215	303
	Pope	29	7	3	3	42	12
	Pulaski	58	14	1	3	76	12
	Saline	304	154	36	12	506	126
	Union	111	74	29	6	220	46
	Williamson	364	135	94	98	691	136
<b>1st Circuit Total</b>		<b>1,468</b>	<b>693</b>	<b>303</b>	<b>182</b>	<b>2,646</b>	<b>822</b>
2nd	Crawford	107	14	6	2	129	238
	Edwards	51	48	16	7	122	7
	Franklin	440	193	6	1	640	142
	Gallatin	44	10	1	0	55	4
	Hamilton	42	9	6	2	59	32
	Hardin	37	8	2	0	47	4
	Jefferson	324	36	34	32	426	112
	Lawrence	82	80	1	4	167	136
	Richland	65	51	9	2	127	24
	Wabash	95	30	7	1	133	35
	Wayne	88	42	22	9	161	51
	White	96	31	1	8	136	77
	<b>2nd Circuit Total</b>		<b>1,471</b>	<b>552</b>	<b>111</b>	<b>68</b>	<b>2,202</b>
3rd	Bond	123	55	24	18	220	100
	Madison	1,331	210	86	0	1,627	1,110
<b>3rd Circuit Total</b>		<b>1,454</b>	<b>265</b>	<b>110</b>	<b>18</b>	<b>1,847</b>	<b>1,210</b>
4th	Christian	185	75	79	21	360	79
	Clay	106	60	45	8	219	57
	Clinton	118	62	44	7	231	223
	Effingham	231	87	151	87	556	261
	Fayette	212	56	105	10	383	244
	Jasper	55	82	14	2	153	2
	Marion	411	211	142	18	782	191
	Montgomery	167	210	113	0	490	177
	Shelby	83	47	20	3	153	101
<b>4th Circuit Total</b>		<b>1,568</b>	<b>890</b>	<b>713</b>	<b>156</b>	<b>3,327</b>	<b>1,335</b>
5th	Clark	91	29	8	5	133	63
	Coles	475	104	43	9	631	638
	Cumberland	62	15	8	2	87	63
	Edgar	149	18	3	0	170	59
	Vermilion	595	125	76	18	814	161
<b>5th Circuit Total</b>		<b>1,372</b>	<b>291</b>	<b>138</b>	<b>34</b>	<b>1,835</b>	<b>984</b>
6th	Champaign	821	199	122	45	1,187	386
	DeWitt	52	23	45	25	145	147
	Douglas	69	43	57	14	183	136
	Macon	943	287	2	0	1,232	529
	Moultrie	58	29	23	31	141	43
	Piatt	47	97	14	2	160	43
<b>6th Circuit Total</b>		<b>1,990</b>	<b>678</b>	<b>263</b>	<b>117</b>	<b>3,048</b>	<b>1,284</b>

**Active Adult Caseload**  
(As of December 31, 2017)

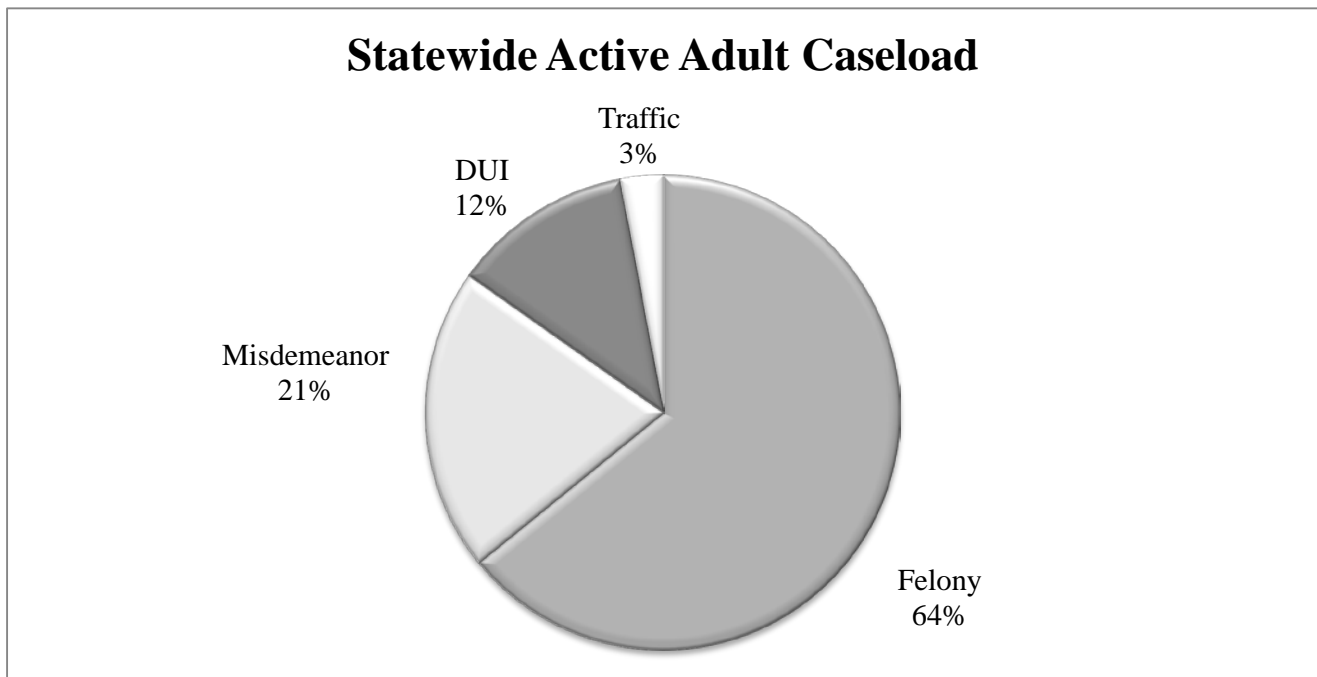
<b>Circuit</b>	<b>County</b>	<b>Felony</b>	<b>Misd.</b>	<b>DUI</b>	<b>Traffic</b>	<b>Total</b>	<b>Admin.</b>
7th	Greene	115	112	5	2	234	89
	Jersey	54	9	6	0	69	37
	Macoupin	281	101	122	4	508	204
	Morgan	155	131	57	20	363	128
	Sangamon	829	220	96	4	1,149	1,279
	Scott	23	39	0	0	62	7
<b>7th Circuit Total</b>		<b>1,457</b>	<b>612</b>	<b>286</b>	<b>30</b>	<b>2,385</b>	<b>1,744</b>
8th	Adams	450	71	33	1	555	129
	Brown	24	15	15	1	55	19
	Calhoun	10	7	7	2	26	11
	Cass	85	31	24	3	143	148
	Mason	79	58	31	3	171	41
	Menard	37	14	7	5	63	74
	Pike	136	57	29	20	242	115
	Schuyler	46	29	26	5	106	58
<b>8th Circuit Total</b>		<b>867</b>	<b>282</b>	<b>172</b>	<b>40</b>	<b>1,361</b>	<b>595</b>
9th	Fulton	120	30	10	1	161	34
	Hancock	68	7	3	2	80	52
	Henderson	21	3	0	1	25	29
	Knox	228	32	10	3	273	136
	McDonough	98	8	4	0	110	93
	Warren	44	7	2	4	57	21
<b>9th Circuit Total</b>		<b>579</b>	<b>87</b>	<b>29</b>	<b>11</b>	<b>706</b>	<b>365</b>
10th	Marshall	37	15	4	0	56	60
	Peoria	936	345	117	21	1,419	2,168
	Putnam	19	16	5	3	43	30
	Stark	17	4	7	0	28	31
	Tazewell	318	113	113	0	544	974
<b>10th Circuit Total</b>		<b>1,327</b>	<b>493</b>	<b>246</b>	<b>24</b>	<b>2,090</b>	<b>3,263</b>
11th	Ford	89	117	65	19	290	63
	Livingston	219	23	26	1	269	582
	Logan	160	77	24	1	262	577
	McLean	874	166	0	2	1,042	400
	Woodford	151	74	36	5	266	852
<b>11th Circuit Total</b>		<b>1,493</b>	<b>457</b>	<b>151</b>	<b>28</b>	<b>2,129</b>	<b>2,474</b>
<b>12th</b>	<b>Will</b>	<b>1,507</b>	<b>220</b>	<b>186</b>	<b>0</b>	<b>1,913</b>	<b>562</b>
13th	Bureau	168	48	5	1	222	45
	Grundy	175	27	1	0	203	107
	LaSalle	474	31	14	10	529	130
<b>13th Circuit Total</b>		<b>817</b>	<b>106</b>	<b>20</b>	<b>11</b>	<b>954</b>	<b>282</b>
14th	Henry	184	44	9	1	238	551
	Mercer	72	29	0	0	101	40
	Rock Island	636	238	655	39	1,568	743
	Whiteside	292	104	129	27	552	380
<b>14th Circuit Total</b>		<b>1,184</b>	<b>415</b>	<b>793</b>	<b>67</b>	<b>2,459</b>	<b>1,714</b>

**Active Adult Caseload  
(As of December 31, 2017)**

<b>Circuit</b>	<b>County</b>	<b>Felony</b>	<b>Misd.</b>	<b>DUI</b>	<b>Traffic</b>	<b>Total</b>	<b>Admin.</b>
15th	Carroll	57	19	9	2	87	211
	Jo Daviess	35	33	35	0	103	84
	Lee	177	87	30	32	326	367
	Ogle	156	77	24	3	260	559
	Stephenson	272	147	47	4	470	1,029
<b>15th Circuit Total</b>		<b>697</b>	<b>363</b>	<b>145</b>	<b>41</b>	<b>1,246</b>	<b>2,250</b>
<b>16th</b>	<b>Kane</b>	<b>1,570</b>	<b>472</b>	<b>189</b>	<b>10</b>	<b>2,241</b>	<b>1,329</b>
17th	Boone	169	101	53	5	328	435
	Winnebago	2,002	509	147	11	2,669	3,548
<b>17th Circuit Total</b>		<b>2,171</b>	<b>610</b>	<b>200</b>	<b>16</b>	<b>2,997</b>	<b>3,983</b>
<b>18th</b>	<b>DuPage</b>	<b>1,776</b>	<b>645</b>	<b>502</b>	<b>171</b>	<b>5,666</b>	<b>2,222</b>
<b>19th</b>	<b>Lake*</b>	<b>1,297</b>	<b>726</b>	<b>486</b>	<b>156</b>	<b>8,663</b>	<b>663</b>
20th	Monroe	141	3	0	1	145	134
	Perry	78	13	0	2	93	137
	Randolph	107	3	0	0	110	118
	St. Clair	1,713	176	33	4	1,926	565
	Washington	42	4	4	0	50	81
<b>20th Circuit Total</b>		<b>2,081</b>	<b>199</b>	<b>37</b>	<b>7</b>	<b>2,324</b>	<b>1,035</b>
21st	Iroquois	151	23	5	0	179	57
	Kankakee	396	126	7	1	530	103
<b>21st Circuit Total</b>		<b>547</b>	<b>149</b>	<b>12</b>	<b>1</b>	<b>709</b>	<b>160</b>
<b>22nd</b>	<b>McHenry</b>	<b>484</b>	<b>128</b>	<b>53</b>	<b>21</b>	<b>686</b>	<b>174</b>
23rd	DeKalb	338	114	0	0	452	915
	Kendall	253	129	10	1	393	584
<b>23rd Circuit Total</b>		<b>591</b>	<b>243</b>	<b>10</b>	<b>1</b>	<b>845</b>	<b>1,499</b>
Cook	Adult	16,974	3,809	184	12	20,979	2,500
	Social Service	599	1,861	3,735	926	7,121	971
<b>Cook County Total</b>		<b>17,573</b>	<b>5,670</b>	<b>3,919</b>	<b>938</b>	<b>28,100</b>	<b>3,471</b>
<b>Statewide Total</b>		<b>47,341</b>	<b>15,246</b>	<b>9,074</b>	<b>2,148</b>	<b>82,379</b>	<b>34,282</b>

\* Data in this county has a known discrepancy due to a change in the case management system.

These figures will be updated upon receipt of corrected data.



**Active Adult IPS Caseload  
(As of December 31, 2017)**

<b>Circuit</b>	<b>County</b>	<b>Intake</b>	<b>Level I</b>	<b>Level II</b>	<b>Level III</b>	<b>Total</b>
5th	Vermilion	2	7	0	0	9
10th	Peoria	5	5	4	7	21
10th	Tazewell	0	0	0	0	0
11th	McLean	0	15	1	1	17
12th	Will	0	12	11	27	50
19th	Lake	12	17	15	11	55
20th	St. Clair	7	16	18	8	49
Cook	Adult	51	9	110	187	357
<b>Total IPS Cases</b>		<b>77</b>	<b>81</b>	<b>159</b>	<b>241</b>	<b>558</b>

**Active Specialized DUI Program Caseload  
(As of December 31, 2017)**

<b>Circuit</b>	<b>County</b>	<b>Maximum</b>	<b>After Care</b>	<b>Total</b>
5th	Vermilion	25	0	<b>25</b>
11th	McLean	39	44	<b>83</b>
22nd	McHenry	46	21	<b>67</b>
Cook	Social Service	1,198	0	<b>1,198</b>
<b>Total Specialized DUI</b>		<b>1,308</b>	<b>65</b>	<b>1,373</b>

**Pretrial Eligibility and Release  
(Calendar Year 2017)**

Circuit	County	Eligibility			Pretrial Release	
		Eligible	Released Prior to Interview	Investigated	No Supervision	Supervision
1st	Alexander	0	0	0	0	0
	Jackson	0	0	0	0	0
	Johnson	0	0	0	0	0
	Massac	0	0	0	0	0
	Pope	0	0	0	0	0
	Pulaski	0	0	0	0	0
	Saline	0	0	0	0	0
	Union	0	0	0	0	0
	Williamson	0	0	0	0	0
<b>1st Circuit Total</b>		<b>0</b>	<b>0</b>	<b>0</b>	<b>0</b>	<b>0</b>
2nd	Crawford	0	0	0	0	0
	Edwards	0	0	0	0	0
	Franklin	0	0	0	0	0
	Gallatin	0	0	0	0	0
	Hamilton	0	0	0	0	0
	Hardin	0	0	0	0	0
	Jefferson	0	0	0	0	0
	Lawrence	0	0	0	0	0
	Richland	0	0	0	0	0
	Wabash	0	0	0	0	0
	Wayne	0	0	0	0	0
	White	0	0	0	0	0
	<b>2nd Circuit Total</b>		<b>0</b>	<b>0</b>	<b>0</b>	<b>0</b>
3rd	Bond*	15	1	12	12	53
	Madison*	2,997	0	2,578	1,360	2
<b>3rd Circuit Total</b>		<b>3,012</b>	<b>1</b>	<b>2,590</b>	<b>1,372</b>	<b>55</b>
4th	Christian*	29	1	0	0	155
	Clay	0	0	0	0	0
	Clinton*	0	0	0	0	17
	Effingham	0	0	0	0	0
	Fayette	0	0	0	0	0
	Jasper	0	0	0	0	0
	Marion	0	0	0	0	0
	Montgomery	0	0	0	0	0
	Shelby	0	0	0	0	0
<b>4th Circuit Total</b>		<b>29</b>	<b>1</b>	<b>0</b>	<b>0</b>	<b>172</b>
5th	Clark	0	0	0	0	0
	Coles*	338	0	338	1	243
	Cumberland	0	0	0	0	0
	Edgar	0	0	0	0	0
	Vermilion	0	0	0	0	0
<b>5th Circuit Total</b>		<b>338</b>	<b>0</b>	<b>338</b>	<b>1</b>	<b>243</b>

**Pretrial Eligibility and Release  
(Calendar Year 2017)**

Circuit	County	Eligibility			Pretrial Release	
		Eligible	Released Prior to Interview	Investigated	No Supervision	Supervision
6th	Champaign	0	0	0	0	0
	DeWitt	0	0	0	0	0
	Douglas	0	0	0	0	0
	Macon*	1,495	0	1,488	254	7
	Moultrie	0	0	0	0	0
	Piatt	0	0	0	0	0
<b>6th Circuit Total</b>		<b>1,495</b>	<b>0</b>	<b>1,488</b>	<b>254</b>	<b>7</b>
7th	Greene	0	0	0	0	0
	Jersey	0	0	0	0	0
	Macoupin	0	0	0	0	0
	Morgan	0	0	0	0	0
	Sangamon*	321	6	107	62	101
	Scott	0	0	0	0	0
<b>7th Circuit Total</b>		<b>321</b>	<b>6</b>	<b>107</b>	<b>62</b>	<b>101</b>
8th	Adams*	861	10	859	183	341
	Brown	0	0	0	0	0
	Calhoun	0	0	0	0	0
	Cass	0	0	0	0	0
	Mason*	0	0	0	0	2
	Menard	0	0	0	0	0
	Pike	0	0	0	0	0
	Schuyler	0	0	0	0	0
<b>8th Circuit Total</b>		<b>861</b>	<b>10</b>	<b>859</b>	<b>183</b>	<b>343</b>
9th	Fulton	0	0	0	0	0
	Hancock	0	0	0	0	0
	Henderson	0	0	0	0	0
	Knox	0	0	0	0	0
	McDonough	0	0	0	0	0
	Warren	0	0	0	0	0
<b>9th Circuit Total</b>		<b>0</b>	<b>0</b>	<b>0</b>	<b>0</b>	<b>0</b>
10th	Marshall	0	0	0	0	0
	Peoria*	409	0	385	186	128
	Putnam	0	0	0	0	0
	Stark	0	0	0	0	0
	Tazewell*	503	0	498	478	45
<b>10th Circuit Total</b>		<b>912</b>	<b>0</b>	<b>883</b>	<b>664</b>	<b>173</b>
11th	Ford	0	0	0	0	0
	Livingston	0	0	0	0	0
	Logan	0	0	0	0	0
	McLean*	457	42	415	42	249
	Woodford	0	0	0	0	0
<b>11th Circuit Total</b>		<b>457</b>	<b>42</b>	<b>415</b>	<b>42</b>	<b>249</b>
<b>12th</b>	<b>Will*</b>	<b>1,841</b>	<b>5</b>	<b>1,818</b>	<b>152</b>	<b>1,062</b>



**Pretrial Eligibility and Release  
(Calendar Year 2017)**

Circuit	County	Eligibility			Pretrial Release	
		Eligible	Released Prior to Interview	Investigated	No Supervision	Supervision
13th	Bureau	0	0	0	0	0
	Grundy	0	0	0	0	0
	LaSalle	0	0	0	0	0
<b>13th Circuit Total</b>		<b>0</b>	<b>0</b>	<b>0</b>	<b>0</b>	<b>0</b>
14th	Henry	0	0	0	0	0
	Mercer*	134	0	131	68	0
	Rock Island*	1,106	68	968	9	212
	Whiteside*	94	0	94	17	1
<b>14th Circuit Total</b>		<b>1,334</b>	<b>68</b>	<b>1,193</b>	<b>94</b>	<b>213</b>
15th	Carroll	0	0	0	0	0
	Jo Daviess	0	0	0	0	0
	Lee	0	0	0	0	0
	Ogle	0	0	0	0	0
	Stephenson	0	0	0	0	0
<b>15th Circuit Total</b>		<b>0</b>	<b>0</b>	<b>0</b>	<b>0</b>	<b>0</b>
<b>16th</b>	<b>Kane*</b>	<b>3,998</b>	<b>446</b>	<b>1,307</b>	<b>721</b>	<b>2,640</b>
17th	Boone	0	0	0	0	0
	Winnebago*	4,342	78	4,394	0	1,414
<b>17th Circuit Total</b>		<b>4,342</b>	<b>78</b>	<b>4,394</b>	<b>0</b>	<b>1,414</b>
<b>18th</b>	<b>DuPage*</b>	<b>1,591</b>	<b>491</b>	<b>838</b>	<b>0</b>	<b>1,345</b>
<b>19th</b>	<b>Lake*</b>	<b>0</b>	<b>0</b>	<b>2,234</b>	<b>75</b>	<b>2,220</b>
20th	Monroe	0	0	0	0	0
	Perry	0	0	0	0	0
	Randolph	0	0	0	0	0
	St. Clair*	0	0	1,832	1,744	171
	Washington	0	0	0	0	0
<b>20th Circuit Total</b>		<b>0</b>	<b>0</b>	<b>1,832</b>	<b>1,744</b>	<b>171</b>
21st	Iroquois	0	0	0	0	0
	Kankakee*	14	14	15	7	20
<b>21st Circuit Total</b>		<b>14</b>	<b>14</b>	<b>15</b>	<b>7</b>	<b>20</b>
<b>22nd</b>	<b>McHenry*</b>	<b>2,428</b>	<b>0</b>	<b>2,431</b>	<b>0</b>	<b>52</b>
23rd	DeKalb*	1,134	0	1,134	476	319
	Kendall*	606	1	605	419	180
<b>23rd Circuit Total</b>		<b>1,740</b>	<b>1</b>	<b>1,739</b>	<b>895</b>	<b>499</b>
<b>Cook</b>	<b>Adult*</b>	<b>25,147</b>	<b>0</b>	<b>25,147</b>	<b>0</b>	<b>8,559</b>
<b>Statewide Total</b>		<b>49,860</b>	<b>1,163</b>	<b>49,628</b>	<b>6,266</b>	<b>19,538</b>

\* County is actively reporting pretrial data at time of publication.

**Adult Investigations Report  
(Calendar Year 2017)**

<b>Circuit</b>	<b>County</b>	<b>PSI</b>	<b>Abbrev. PSI</b>	<b>Record Check</b>	<b>Other</b>	<b>Total</b>
1st	Alexander	16	0	3	0	19
	Jackson	35	0	12	0	47
	Johnson	6	0	5	0	11
	Massac	9	0	0	0	9
	Pope	3	0	2	0	5
	Pulaski	2	0	48	0	50
	Saline	27	0	0	0	27
	Union	6	0	2	0	8
	Williamson	27	0	29	0	56
<b>1st Circuit Total</b>		<b>131</b>	<b>0</b>	<b>101</b>	<b>0</b>	<b>232</b>
2nd	Crawford	8	0	0	0	8
	Edwards	11	0	4	0	15
	Franklin	15	0	16	0	31
	Gallatin	0	0	0	0	0
	Hamilton	0	0	0	0	0
	Hardin	6	0	0	0	6
	Jefferson	40	0	0	0	40
	Lawrence	22	0	0	0	22
	Richland	7	1	33	0	41
	Wabash	3	0	0	0	3
	Wayne	24	0	12	0	36
	White	24	0	2	0	26
	<b>2nd Circuit Total</b>		<b>160</b>	<b>1</b>	<b>67</b>	<b>0</b>
3rd	Bond	20	0	255	0	275
	Madison	58	0	0	142	200
<b>3rd Circuit Total</b>		<b>78</b>	<b>0</b>	<b>255</b>	<b>142</b>	<b>475</b>
4th	Christian	29	1	55	35	120
	Clay	6	0	63	0	69
	Clinton	14	0	78	10	102
	Effingham	45	0	117	0	162
	Fayette	12	0	151	0	163
	Jasper	0	0	5	0	5
	Marion	65	0	33	2	100
	Montgomery	29	1	0	0	30
	Shelby	2	0	2	0	4
<b>4th Circuit Total</b>		<b>202</b>	<b>2</b>	<b>504</b>	<b>47</b>	<b>755</b>
5th	Clark	15	0	0	0	15
	Coles	33	0	0	34	67
	Cumberland	3	0	0	0	3
	Edgar	29	0	0	0	29
	Vermilion	77	0	0	68	145
<b>5th Circuit Total</b>		<b>157</b>	<b>0</b>	<b>0</b>	<b>102</b>	<b>259</b>

**Adult Investigations Report  
(Calendar Year 2017)**

<b>Circuit</b>	<b>County</b>	<b>PSI</b>	<b>Abbrev. PSI</b>	<b>Record Check</b>	<b>Other</b>	<b>Total</b>
6th	Champaign	459	3	0	0	462
	DeWitt	19	0	0	0	19
	Douglas	3	5	0	0	8
	Macon	257	513	16	133	919
	Moultrie	5	0	12	2	19
	Piatt	12	0	0	0	12
<b>6th Circuit Total</b>		<b>755</b>	<b>521</b>	<b>28</b>	<b>135</b>	<b>1,439</b>
7th	Greene	4	0	0	0	4
	Jersey	15	1	2	10	28
	Macoupin	18	2	1	0	21
	Morgan	44	15	0	34	93
	Sangamon	59	0	16	45	120
	Scott	0	0	0	0	0
<b>7th Circuit Total</b>		<b>140</b>	<b>18</b>	<b>19</b>	<b>89</b>	<b>266</b>
8th	Adams	514	0	0	12	526
	Brown	1	0	2	0	3
	Calhoun	10	0	0	0	10
	Cass	10	22	0	1	33
	Mason	46	2	8	5	61
	Menard	1	0	6	0	7
	Pike	100	0	0	0	100
	Schuyler	6	2	0	0	8
<b>8th Circuit Total</b>		<b>688</b>	<b>26</b>	<b>16</b>	<b>18</b>	<b>748</b>
9th	Fulton	13	3	92	19	127
	Hancock	10	0	17	35	62
	Henderson	2	0	31	11	44
	Knox	33	0	33	26	92
	McDonough	15	0	51	59	125
	Warren	4	0	26	7	37
<b>9th Circuit Total</b>		<b>77</b>	<b>3</b>	<b>250</b>	<b>157</b>	<b>487</b>
10th	Marshall	6	0	1	0	7
	Peoria	155	3	32	0	190
	Putnam	1	0	0	0	1
	Stark	4	3	4	0	11
	Tazewell	34	1	81	411	527
<b>10th Circuit Total</b>		<b>200</b>	<b>7</b>	<b>118</b>	<b>411</b>	<b>736</b>
11th	Ford	21	0	1	0	22
	Livingston	84	0	2	0	86
	Logan	22	0	2	0	24
	McLean	212	0	449	0	661
	Woodford	91	177	0	0	268
<b>11th Circuit Total</b>		<b>430</b>	<b>177</b>	<b>454</b>	<b>0</b>	<b>1,061</b>
<b>12th</b>	<b>Will</b>	<b>399</b>	<b>9</b>	<b>15</b>	<b>1</b>	<b>424</b>

**Adult Investigations Report  
(Calendar Year 2017)**

<b>Circuit</b>	<b>County</b>	<b>PSI</b>	<b>Abbrev. PSI</b>	<b>Record Check</b>	<b>Other</b>	<b>Total</b>
13th	Bureau	23	4	7	0	34
	Grundy	31	1	3	0	35
	LaSalle	0	0	0	0	0
<b>13th Circuit Total</b>		<b>54</b>	<b>5</b>	<b>10</b>	<b>0</b>	<b>69</b>
14th	Henry	62	1	27	403	493
	Mercer	16	0	7	0	23
	Rock Island	97	3	38	561	699
	Whiteside	53	0	5	10	68
<b>14th Circuit Total</b>		<b>228</b>	<b>4</b>	<b>77</b>	<b>974</b>	<b>1,283</b>
15th	Carroll	15	3	8	0	26
	Jo Daviess	4	0	10	0	14
	Lee	9	3	19	0	31
	Ogle	0	0	0	6	6
	Stephenson	53	0	0	0	53
<b>15th Circuit Total</b>		<b>81</b>	<b>6</b>	<b>37</b>	<b>6</b>	<b>130</b>
<b>16th</b>	<b>Kane</b>	<b>179</b>	<b>0</b>	<b>111</b>	<b>30</b>	<b>320</b>
17th	Boone	14	0	2	31	47
	Winnebago	207	0	0	0	207
<b>17th Circuit Total</b>		<b>221</b>	<b>0</b>	<b>2</b>	<b>31</b>	<b>254</b>
<b>18th</b>	<b>DuPage</b>	<b>471</b>	<b>0</b>	<b>271</b>	<b>0</b>	<b>742</b>
<b>19th</b>	<b>Lake</b>	<b>252</b>	<b>31</b>	<b>134</b>	<b>1</b>	<b>418</b>
20th	Monroe	2	1	0	0	3
	Perry	15	1	4	0	20
	Randolph	49	0	4	0	53
	St. Clair	190	0	209	498	897
	Washington	6	1	166	0	173
<b>20th Circuit Total</b>		<b>262</b>	<b>3</b>	<b>383</b>	<b>498</b>	<b>1,146</b>
21st	Iroquois	10	1	63	28	102
	Kankakee	89	0	19	58	166
<b>21st Circuit Total</b>		<b>99</b>	<b>1</b>	<b>82</b>	<b>86</b>	<b>268</b>
<b>22nd</b>	<b>McHenry</b>	<b>43</b>	<b>0</b>	<b>1,204</b>	<b>35</b>	<b>1,282</b>
23rd	DeKalb	47	2	14	149	212
	Kendall	50	4	25	459	538
<b>23rd Circuit Total</b>		<b>97</b>	<b>6</b>	<b>39</b>	<b>608</b>	<b>750</b>
Cook	Adult	1,998	0	0	0	1,998
	Social Service	1	0	0	939	940
<b>Cook County Total</b>		<b>1,999</b>	<b>0</b>	<b>0</b>	<b>939</b>	<b>2,938</b>
<b>Statewide Total</b>		<b>7,403</b>	<b>820</b>	<b>4,177</b>	<b>4,310</b>	<b>16,710</b>

**Adult Probation - Programs Ordered  
(Calendar Year 2017)**

<b>Circuit County</b>	<b>Alcohol</b>	<b>Drug</b>	<b>Alcohol &amp;Drug</b>	<b>Mental Health</b>	<b>Sex Offender</b>	<b>TASC</b>	<b>Total</b>
1st Alexander	0	1	8	1	0	0	10
Jackson	5	36	13	77	2	8	141
Johnson	2	0	2	8	0	0	12
Massac	3	0	28	5	0	0	36
Pope	0	0	1	2	0	0	3
Pulaski	0	0	0	0	0	0	0
Saline	0	0	0	0	0	0	0
Union	1	0	6	5	0	0	12
Williamson	3	0	11	46	0	2	62
<b>1st Circuit Total</b>	<b>14</b>	<b>37</b>	<b>69</b>	<b>144</b>	<b>2</b>	<b>10</b>	<b>276</b>
2nd Crawford	1	1	0	0	0	0	2
Edwards	0	0	0	0	1	0	1
Franklin	0	3	1	0	0	1	5
Gallatin	3	4	4	0	0	1	12
Hamilton	0	0	0	0	0	0	0
Hardin	0	1	5	1	1	0	8
Jefferson	0	0	0	0	0	0	0
Lawrence	0	0	21	11	0	1	33
Richland	3	0	29	0	2	0	34
Wabash	0	0	42	6	1	9	58
Wayne	0	1	0	1	0	0	2
White	0	0	38	8	1	3	50
<b>2nd Circuit Total</b>	<b>7</b>	<b>10</b>	<b>140</b>	<b>27</b>	<b>6</b>	<b>15</b>	<b>205</b>
3rd Bond	2	6	6	0	0	0	14
Madison	16	152	131	85	16	40	440
<b>3rd Circuit Total</b>	<b>18</b>	<b>158</b>	<b>137</b>	<b>85</b>	<b>16</b>	<b>40</b>	<b>454</b>
4th Christian	8	61	35	15	2	0	121
Clay	0	3	0	3	2	19	27
Clinton	0	5	69	27	0	8	109
Effingham	145	145	20	49	2	3	364
Fayette	1	0	356	1	2	0	360
Jasper	0	0	0	0	0	0	0
Marion	1	0	520	104	4	11	640
Montgomery	3	0	109	22	2	43	179
Shelby	1	2	14	11	0	0	28
<b>4th Circuit Total</b>	<b>159</b>	<b>216</b>	<b>1,123</b>	<b>232</b>	<b>14</b>	<b>84</b>	<b>1,828</b>
5th Clark	2	0	41	3	2	0	48
Coles	5	0	325	189	9	4	532
Cumberland	0	0	9	3	0	0	12
Edgar	2	21	0	2	0	0	25
Vermilion	0	0	0	0	0	0	0
<b>5th Circuit Total</b>	<b>9</b>	<b>21</b>	<b>375</b>	<b>197</b>	<b>11</b>	<b>4</b>	<b>617</b>

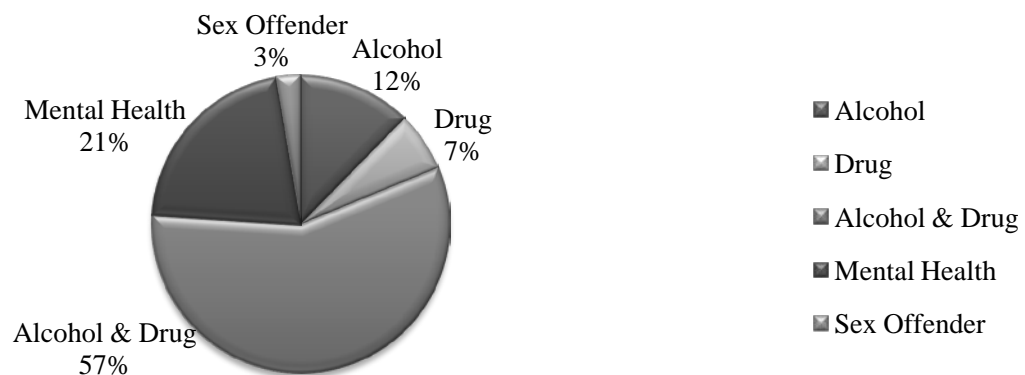
**Adult Probation - Programs Ordered  
(Calendar Year 2017)**

<b>Circuit County</b>	<b>Alcohol</b>	<b>Drug</b>	<b>Alcohol &amp;Drug</b>	<b>Mental Health</b>	<b>Sex Offender</b>	<b>TASC</b>	<b>Total</b>
6th Champaign	2	53	186	141	13	3	398
DeWitt	0	1	24	0	1	0	26
Douglas	0	2	15	5	4	0	26
Macon	2	17	20	121	5	13	178
Moultrie	7	1	14	10	0	0	32
Piatt	1	5	9	20	0	0	35
<b>6th Circuit Total</b>	<b>12</b>	<b>79</b>	<b>268</b>	<b>297</b>	<b>23</b>	<b>16</b>	<b>695</b>
7th Greene	0	0	0	0	0	0	0
Jersey	20	34	19	6	2	0	81
Macoupin	10	9	28	9	1	2	59
Morgan	1	4	46	40	0	4	95
Sangamon	8	38	366	89	7	50	558
Scott	0	0	0	0	0	0	0
<b>7th Circuit Total</b>	<b>39</b>	<b>85</b>	<b>459</b>	<b>144</b>	<b>10</b>	<b>56</b>	<b>793</b>
8th Adams	13	59	158	190	5	15	440
Brown	1	1	2	2	0	0	6
Calhoun	0	2	13	0	0	0	15
Cass	0	2	1	6	1	0	10
Mason	5	4	5	6	1	0	21
Menard	0	0	16	11	0	0	27
Pike	0	0	1	33	4	9	47
Schuyler	8	3	1	1	0	0	13
<b>8th Circuit Total</b>	<b>27</b>	<b>71</b>	<b>197</b>	<b>249</b>	<b>11</b>	<b>24</b>	<b>579</b>
9th Fulton	0	0	30	27	0	2	59
Hancock	0	0	51	22	0	0	73
Henderson	0	0	12	0	0	0	12
Knox	0	1	104	41	4	0	150
McDonough	0	0	82	25	3	4	114
Warren	0	0	19	5	0	0	24
<b>9th Circuit Total</b>	<b>0</b>	<b>1</b>	<b>298</b>	<b>120</b>	<b>7</b>	<b>6</b>	<b>432</b>
10th Marshall	0	0	8	1	1	1	11
Peoria	95	78	120	17	13	0	323
Putnam	0	0	0	0	0	0	0
Stark	0	0	1	8	0	1	10
Tazewell	0	0	146	180	11	14	351
<b>10th Circuit Total</b>	<b>95</b>	<b>78</b>	<b>275</b>	<b>206</b>	<b>25</b>	<b>16</b>	<b>695</b>
11th Ford	0	0	2	8	3	0	13
Livingston	0	0	88	14	1	0	103
Logan	0	0	148	25	3	6	182
McLean	0	1	7	4	12	0	24
Woodford	1	1	169	22	5	0	198
<b>11th Circuit Total</b>	<b>1</b>	<b>2</b>	<b>414</b>	<b>73</b>	<b>24</b>	<b>6</b>	<b>520</b>
<b>12th Will</b>	<b>0</b>	<b>30</b>	<b>200</b>	<b>38</b>	<b>0</b>	<b>0</b>	<b>268</b>
13th Bureau	4	1	25	0	1	4	35
Grundy	0	0	2	1	1	4	8
LaSalle	0	0	48	11	3	8	70
<b>13th Circuit Total</b>	<b>4</b>	<b>1</b>	<b>75</b>	<b>12</b>	<b>5</b>	<b>16</b>	<b>113</b>

**Adult Probation - Programs Ordered  
(Calendar Year 2017)**

Circuit County	Alcohol	Drug	Alcohol & Drug	Mental Health	Sex Offender	TASC	Total
14th Henry	0	1	58	73	3	10	145
Mercer	0	9	20	6	2	0	37
Rock Island	29	17	537	206	3	3	795
Whiteside	0	1	119	46	7	0	173
<b>14th Circuit Total</b>	<b>29</b>	<b>28</b>	<b>734</b>	<b>331</b>	<b>15</b>	<b>13</b>	<b>1,150</b>
15th Carroll	1	5	9	4	0	0	19
Jo Daviess	0	0	27	4	2	3	36
Lee	4	0	72	9	14	6	105
Ogle	5	5	3	30	5	1	49
Stephenson	7	12	67	30	5	10	131
<b>15th Circuit Total</b>	<b>17</b>	<b>22</b>	<b>178</b>	<b>77</b>	<b>26</b>	<b>20</b>	<b>340</b>
<b>16th Kane</b>	<b>89</b>	<b>22</b>	<b>403</b>	<b>263</b>	<b>32</b>	<b>23</b>	<b>832</b>
17th Boone	50	21	146	86	6	2	311
Winnebago	0	0	1,406	7	71	0	1,484
<b>17th Circuit Total</b>	<b>50</b>	<b>21</b>	<b>1,552</b>	<b>93</b>	<b>77</b>	<b>2</b>	<b>1,795</b>
<b>18th DuPage</b>	<b>0</b>	<b>0</b>	<b>0</b>	<b>0</b>	<b>0</b>	<b>0</b>	<b>0</b>
<b>19th Lake</b>	<b>15</b>	<b>20</b>	<b>385</b>	<b>105</b>	<b>30</b>	<b>3</b>	<b>558</b>
20th Monroe	0	0	0	2	0	1	3
Perry	0	9	0	7	0	1	17
Randolph	0	0	24	17	1	9	51
St. Clair	110	31	684	125	8	87	1,045
Washington	0	6	2	4	0	3	15
<b>20th Circuit Total</b>	<b>110</b>	<b>46</b>	<b>710</b>	<b>155</b>	<b>9</b>	<b>101</b>	<b>1,131</b>
21st Iroquois	0	1	10	3	3	0	17
Kankakee	9	9	110	18	0	7	153
<b>21st Circuit Total</b>	<b>9</b>	<b>10</b>	<b>120</b>	<b>21</b>	<b>3</b>	<b>7</b>	<b>170</b>
<b>22nd McHenry</b>	<b>8</b>	<b>22</b>	<b>0</b>	<b>3</b>	<b>4</b>	<b>0</b>	<b>37</b>
23rd DeKalb	20	5	159	0	0	15	199
Kendall	24	38	113	0	0	8	183
<b>23rd Circuit Total</b>	<b>44</b>	<b>43</b>	<b>272</b>	<b>0</b>	<b>0</b>	<b>23</b>	<b>382</b>
Cook Adult	826	253	2,175	703	173	789	4,919
Social Service	880	1	830	677	3	0	2,391
<b>Cook County Total</b>	<b>1,706</b>	<b>254</b>	<b>3,005</b>	<b>1,380</b>	<b>176</b>	<b>789</b>	<b>7,310</b>
<b>Statewide Total</b>	<b>2,462</b>	<b>1,277</b>	<b>11,389</b>	<b>4,252</b>	<b>526</b>	<b>1,274</b>	<b>21,180</b>

**Statewide Adult Programs Ordered**



**Adult Risk Classification**  
(As of December 31, 2017)

<b>Circuit</b>	<b>County</b>	<b>Maximum</b>	<b>Medium</b>	<b>Minimum</b>	<b>Unclassified</b>	<b>Total</b>
1st	Alexander	2	51	33	11	97
	Jackson	48	253	268	122	691
	Johnson	11	55	27	15	108
	Massac	10	91	72	42	215
	Pope	4	19	7	12	42
	Pulaski	2	41	15	18	76
	Saline	27	276	148	55	506
	Union	5	94	95	26	220
	Williamson	37	234	321	99	691
<b>1st Circuit Total</b>		<b>146</b>	<b>1,114</b>	<b>986</b>	<b>400</b>	<b>2,646</b>
2nd	Crawford	26	101	2	0	129
	Edwards	17	77	13	15	122
	Franklin	20	178	183	256	637
	Gallatin	0	28	25	2	55
	Hamilton	0	10	23	26	59
	Hardin	1	18	28	0	47
	Jefferson	115	101	32	178	426
	Lawrence	34	81	52	0	167
	Richland	7	82	38	0	127
	Wabash	2	106	25	0	133
	Wayne	1	27	18	115	161
	White	5	49	82	0	136
	<b>2nd Circuit Total</b>		<b>228</b>	<b>858</b>	<b>521</b>	<b>592</b>
3rd	Bond	5	76	36	103	220
	Madison	169	1,108	344	6	1,627
<b>3rd Circuit Total</b>		<b>174</b>	<b>1,184</b>	<b>380</b>	<b>109</b>	<b>1,847</b>
4th	Christian	66	180	114	0	360
	Clay	4	69	60	86	219
	Clinton	30	94	45	62	231
	Effingham	52	133	274	97	556
	Fayette	8	159	64	152	383
	Jasper	15	52	64	22	153
	Marion	58	293	199	232	782
	Montgomery	1	65	338	86	490
	Shelby	2	73	31	47	153
<b>4th Circuit Total</b>		<b>236</b>	<b>1,118</b>	<b>1,189</b>	<b>784</b>	<b>3,327</b>
5th	Clark	3	61	11	56	131
	Coles	47	319	81	184	631
	Cumberland	11	35	16	25	87
	Edgar	4	112	38	16	170
	Vermilion	124	481	183	26	814
<b>5th Circuit Total</b>		<b>189</b>	<b>1,008</b>	<b>329</b>	<b>307</b>	<b>1,833</b>
6th	Champaign	95	942	150	0	1,187
	DeWitt	1	40	70	34	145
	Douglas	7	65	95	16	183
	Macon	65	1,025	138	4	1,232
	Moultrie	1	68	33	39	141
	Piatt	13	70	67	10	160
<b>6th Circuit Total</b>		<b>182</b>	<b>2,210</b>	<b>553</b>	<b>103</b>	<b>3,048</b>



**Adult Risk Classification**  
(As of December 31, 2017)

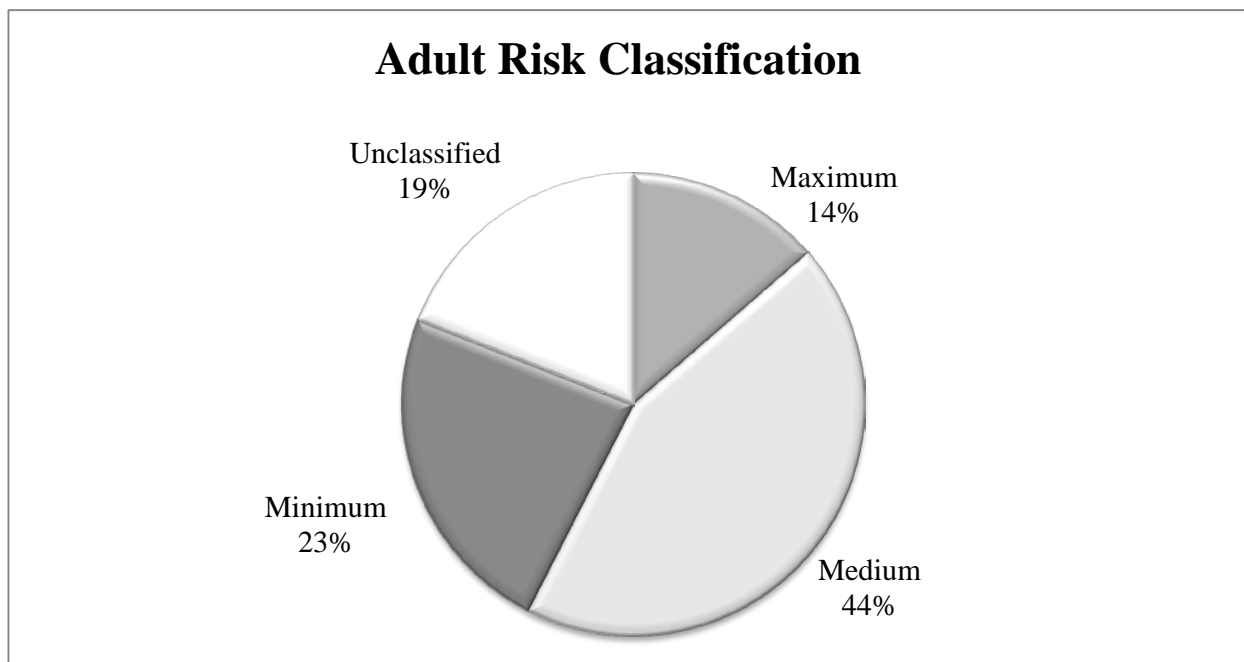
<b>Circuit</b>	<b>County</b>	<b>Maximum</b>	<b>Medium</b>	<b>Minimum</b>	<b>Unclassified</b>	<b>Total</b>
7th	Greene	8	48	75	103	234
	Jersey	10	26	33	0	69
	Macoupin	16	169	204	119	508
	Morgan	29	163	119	52	363
	Sangamon	136	790	73	150	1,149
	Scott	1	3	17	41	62
<b>7th Circuit Total</b>		<b>200</b>	<b>1,199</b>	<b>521</b>	<b>465</b>	<b>2,385</b>
8th	Adams	33	284	106	132	555
	Brown	0	29	16	10	55
	Calhoun	0	0	0	26	26
	Cass	4	72	29	38	143
	Mason	5	40	69	57	171
	Menard	0	26	28	9	63
	Pike	4	100	79	59	242
	Schuyler	0	65	22	19	106
<b>8th Circuit Total</b>		<b>46</b>	<b>616</b>	<b>349</b>	<b>350</b>	<b>1,361</b>
9th	Fulton	35	99	27	0	161
	Hancock	10	55	15	0	80
	Henderson	1	10	14	0	25
	Knox	78	140	55	0	273
	McDonough	30	51	29	0	110
	Warren	5	40	12	0	57
<b>9th Circuit Total</b>		<b>159</b>	<b>395</b>	<b>152</b>	<b>0</b>	<b>706</b>
10th	Marshall	7	28	10	11	56
	Peoria	210	964	173	72	1,419
	Putnam	3	6	15	19	43
	Stark	2	12	9	5	28
	Tazewell	151	317	25	51	544
<b>10th Circuit Total</b>		<b>373</b>	<b>1,327</b>	<b>232</b>	<b>158</b>	<b>2,090</b>
11th	Ford	21	95	159	15	290
	Livingston	13	80	40	136	269
	Logan	11	163	32	56	262
	McLean	191	600	241	10	1,042
	Woodford	2	96	102	66	266
<b>11th Circuit Total</b>		<b>238</b>	<b>1,034</b>	<b>574</b>	<b>283</b>	<b>2,129</b>
<b>12th</b>	<b>Will</b>	<b>295</b>	<b>1,467</b>	<b>149</b>	<b>2</b>	<b>1,913</b>
13th	Bureau	11	119	9	83	222
	Grundy	18	72	97	16	203
	LaSalle	17	340	115	57	529
<b>13th Circuit Total</b>		<b>46</b>	<b>531</b>	<b>221</b>	<b>156</b>	<b>954</b>
14th	Henry	94	105	36	3	238
	Mercer	2	96	3	0	101
	Rock Island	81	441	904	142	1,568
	Whiteside	38	302	212	0	552
<b>14th Circuit Total</b>		<b>215</b>	<b>944</b>	<b>1,155</b>	<b>145</b>	<b>2,459</b>

**Adult Risk Classification**  
(As of December 31, 2017)

Circuit	County	Maximum	Medium	Minimum	Unclassified	Total
15th	Carroll	1	40	12	34	87
	Jo Daviess	9	57	11	26	103
	Lee	6	185	97	38	326
	Ogle	12	123	78	47	260
	Stephenson	32	274	65	99	470
<b>15th Circuit Total</b>		<b>60</b>	<b>679</b>	<b>263</b>	<b>244</b>	<b>1,246</b>
<b>16th</b>	<b>Kane</b>	<b>438</b>	<b>1,300</b>	<b>445</b>	<b>58</b>	<b>2,241</b>
17th	Boone	23	150	125	30	328
	Winnebago	647	1,693	139	190	2,669
<b>17th Circuit Total</b>		<b>670</b>	<b>1,843</b>	<b>264</b>	<b>220</b>	<b>2,997</b>
<b>18th</b>	<b>DuPage</b>	<b>1,048</b>	<b>1,005</b>	<b>747</b>	<b>294</b>	<b>3,094</b>
<b>19th</b>	<b>Lake*</b>	<b>852</b>	<b>983</b>	<b>478</b>	<b>355</b>	<b>2,668</b>
20th	Monroe	0	30	44	71	145
	Perry	1	36	20	36	93
	Randolph	0	71	19	20	110
	St. Clair	677	833	142	274	1,926
	Washington	0	12	26	12	50
<b>20th Circuit Total</b>		<b>678</b>	<b>982</b>	<b>251</b>	<b>413</b>	<b>2,324</b>
21st	Iroquois	6	138	31	4	179
	Kankakee	140	354	35	1	530
<b>21st Circuit Total</b>		<b>146</b>	<b>492</b>	<b>66</b>	<b>5</b>	<b>709</b>
<b>22nd</b>	<b>McHenry</b>	<b>161</b>	<b>282</b>	<b>121</b>	<b>122</b>	<b>686</b>
23rd	DeKalb	37	238	129	48	452
	Kendall	10	176	152	55	393
<b>23rd Circuit Total</b>		<b>47</b>	<b>414</b>	<b>281</b>	<b>103</b>	<b>845</b>
Cook	Adult	1,893	8,760	3,574	6,752	20,979
	Social Service	1,348	654	3,493	1,626	7,121
<b>Cook County Total</b>		<b>3,241</b>	<b>9,414</b>	<b>7,067</b>	<b>8,378</b>	<b>28,100</b>
<b>Statewide Total</b>		<b>10,068</b>	<b>32,399</b>	<b>17,294</b>	<b>14,046</b>	<b>73,807</b>

\* Data in this county has a known discrepancy due to a change in the case management system.

These figures will be updated upon receipt of corrected data.



**Active Juvenile Caseload  
(As of December 31, 2017)**

<b>Circuit</b>	<b>County</b>	<b>Probation</b>	<b>Supervision</b>	<b>CUS</b>	<b>Informal</b>	<b>Other</b>	<b>Total</b>	<b>Admin.</b>
1st	Alexander	3	0	0	0	0	3	3
	Jackson	26	0	29	0	3	58	58
	Johnson	3	2	12	5	0	22	22
	Massac	15	4	1	2	0	22	22
	Pope	2	0	0	0	1	3	3
	Pulaski	2	0	0	1	0	3	3
	Saline	16	4	0	5	0	25	25
	Union	4	3	3	1	1	12	12
	Williamson	21	0	8	31	0	60	60
<b>1st Circuit Total</b>		<b>92</b>	<b>13</b>	<b>53</b>	<b>45</b>	<b>5</b>	<b>208</b>	<b>208</b>
2nd	Crawford	10	0	2	1	0	13	13
	Edwards	6	1	9	0	1	17	17
	Franklin	17	0	15	5	2	39	39
	Gallatin	3	0	1	0	0	4	4
	Hamilton	6	0	2	0	0	8	8
	Hardin	1	0	1	0	0	2	2
	Jefferson	19	5	5	0	4	33	33
	Lawrence	1	0	7	0	0	8	8
	Richland	15	0	4	0	0	19	19
	Wabash	3	2	0	0	0	5	5
	Wayne	10	0	8	0	0	18	18
	White	4	0	0	0	0	4	4
	<b>2nd Circuit Total</b>		<b>95</b>	<b>8</b>	<b>54</b>	<b>6</b>	<b>7</b>	<b>170</b>
3rd	Bond	4	0	12	3	0	19	19
	Madison	59	0	167	33	0	259	259
<b>3rd Circuit Total</b>		<b>63</b>	<b>0</b>	<b>179</b>	<b>36</b>	<b>0</b>	<b>278</b>	<b>278</b>
4th	Christian	17	2	7	1	1	28	28
	Clay	18	0	5	1	1	25	25
	Clinton	11	0	10	0	0	21	21
	Effingham	25	0	18	0	0	43	43
	Fayette	12	0	12	4	9	37	37
	Jasper	3	0	1	0	0	4	4
	Marion	29	0	25	0	1	55	55
	Montgomery	12	2	18	19	3	54	54
	Shelby	18	1	8	6	0	33	33
<b>4th Circuit Total</b>		<b>145</b>	<b>5</b>	<b>104</b>	<b>31</b>	<b>15</b>	<b>300</b>	<b>300</b>
5th	Clark	8	1	0	0	0	9	9
	Coles	58	1	0	4	0	63	63
	Cumberland	0	2	0	0	0	2	2
	Edgar	17	0	0	0	0	17	17
	Vermilion	83	0	20	0	0	103	103
<b>5th Circuit Total</b>		<b>166</b>	<b>4</b>	<b>20</b>	<b>4</b>	<b>0</b>	<b>194</b>	<b>194</b>
6th	Champaign	105	0	4	13	1	123	123
	DeWitt	11	10	0	0	0	21	21
	Douglas	3	3	5	3	0	14	14
	Macon	79	0	86	0	0	165	165
	Moultrie	9	0	2	4	0	15	15
	Piatt	16	5	0	2	0	23	23
<b>6th Circuit Total</b>		<b>223</b>	<b>18</b>	<b>97</b>	<b>22</b>	<b>1</b>	<b>361</b>	<b>361</b>

**Active Juvenile Caseload  
(As of December 31, 2017)**

<b>Circuit</b>	<b>County</b>	<b>Probation</b>	<b>Supervision</b>	<b>CUS</b>	<b>Informal</b>	<b>Other</b>	<b>Total</b>	<b>Admin.</b>
7th	Greene	4	3	0	0	0	7	7
	Jersey	7	15	15	0	1	38	38
	Macoupin	16	2	34	0	0	52	52
	Morgan	19	4	0	37	0	60	60
	Sangamon	132	99	12	0	0	243	243
	Scott	2	4	0	0	0	6	6
<b>7th Circuit Total</b>		<b>180</b>	<b>127</b>	<b>61</b>	<b>37</b>	<b>1</b>	<b>406</b>	<b>406</b>
8th	Adams	46	1	3	2	0	52	52
	Brown	1	0	0	0	1	2	2
	Calhoun	0	0	2	0	0	2	2
	Cass	9	2	5	0	0	16	16
	Mason	13	0	3	0	0	16	16
	Menard	3	0	2	0	0	5	5
	Pike	16	1	11	0	0	28	28
	Schuyler	3	1	0	0	0	4	4
<b>8th Circuit Total</b>		<b>91</b>	<b>5</b>	<b>26</b>	<b>2</b>	<b>1</b>	<b>125</b>	<b>125</b>
9th	Fulton	22	0	11	4	0	37	37
	Hancock	5	0	6	1	0	12	12
	Henderson	9	0	2	2	0	13	13
	Knox	17	0	20	15	0	52	52
	McDonough	21	0	12	8	0	41	41
	Warren	2	0	8	7	0	17	17
<b>9th Circuit Total</b>		<b>76</b>	<b>0</b>	<b>59</b>	<b>37</b>	<b>0</b>	<b>172</b>	<b>172</b>
10th	Marshall	2	0	3	0	0	5	5
	Peoria	354	3	30	4	8	399	399
	Putnam	5	4	0	0	0	9	9
	Stark	2	0	0	0	0	2	2
	Tazewell	62	0	45	44	0	151	151
<b>10th Circuit Total</b>		<b>425</b>	<b>7</b>	<b>78</b>	<b>48</b>	<b>8</b>	<b>566</b>	<b>566</b>
11th	Ford	3	2	12	0	0	17	17
	Livingston	35	0	2	3	0	40	40
	Logan	29	0	6	0	1	36	36
	McLean	145	0	30	11	0	186	186
	Woodford	45	0	12	0	1	58	58
<b>11th Circuit Total</b>		<b>257</b>	<b>2</b>	<b>62</b>	<b>14</b>	<b>2</b>	<b>337</b>	<b>337</b>
<b>12th</b>	<b>Will</b>	<b>197</b>	<b>0</b>	<b>170</b>	<b>36</b>	<b>0</b>	<b>403</b>	<b>403</b>
13th	Bureau	21	0	22	1	1	45	45
	Grundy	33	8	3	0	2	46	46
	LaSalle	12	0	40	120	1	173	173
<b>13th Circuit Total</b>		<b>66</b>	<b>8</b>	<b>65</b>	<b>121</b>	<b>4</b>	<b>264</b>	<b>264</b>
14th	Henry	11	0	1	30	0	42	42
	Mercer	5	0	4	9	0	18	18
	Rock Island	58	0	42	57	5	162	162
	Whiteside	34	7	0	11	1	53	53
<b>14th Circuit Total</b>		<b>108</b>	<b>7</b>	<b>47</b>	<b>107</b>	<b>6</b>	<b>275</b>	<b>275</b>

**Active Juvenile Caseload  
(As of December 31, 2017)**

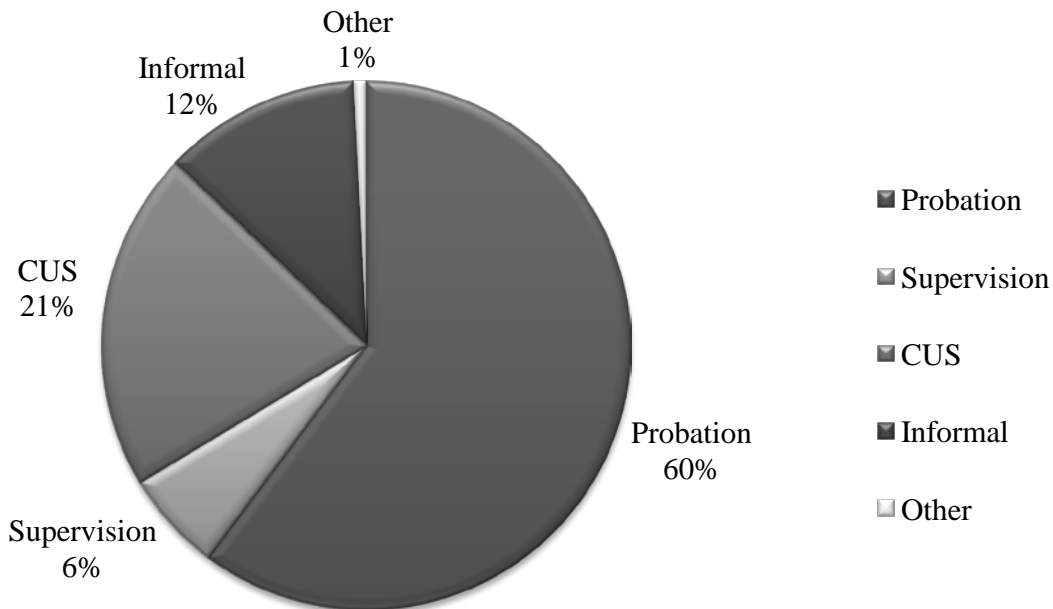
<b>Circuit</b>	<b>County</b>	<b>Probation</b>	<b>Supervision</b>	<b>CUS</b>	<b>Informal</b>	<b>Other</b>	<b>Total</b>	<b>Admin.</b>
15th	Carroll	9	4	1	5	0	19	19
	Jo Daviess	2	2	0	4	0	8	8
	Lee	7	0	3	6	0	16	16
	Ogle	38	1	0	0	0	39	39
	Stephenson	54	0	8	3	0	65	65
<b>15th Circuit Total</b>		<b>110</b>	<b>7</b>	<b>12</b>	<b>18</b>	<b>0</b>	<b>147</b>	<b>147</b>
<b>16th</b>	<b>Kane</b>	<b>235</b>	<b>0</b>	<b>104</b>	<b>69</b>	<b>0</b>	<b>408</b>	<b>408</b>
17th	Boone	40	0	12	4	2	58	58
	Winnebago	457	0	58	11	0	526	526
<b>17th Circuit Total</b>		<b>497</b>	<b>0</b>	<b>70</b>	<b>15</b>	<b>2</b>	<b>584</b>	<b>584</b>
<b>18th</b>	<b>DuPage</b>	<b>141</b>	<b>9</b>	<b>120</b>	<b>74</b>	<b>0</b>	<b>344</b>	<b>344</b>
<b>19th</b>	<b>Lake</b>	<b>170</b>	<b>0</b>	<b>102</b>	<b>9</b>	<b>0</b>	<b>281</b>	<b>281</b>
20th	Monroe	7	0	0	0	0	7	7
	Perry	9	1	13	0	0	23	23
	Randolph	9	0	3	0	0	12	12
	St. Clair	69	69	0	0	0	138	138
	Washington	2	0	3	0	0	5	5
<b>20th Circuit Total</b>		<b>96</b>	<b>70</b>	<b>19</b>	<b>0</b>	<b>0</b>	<b>185</b>	<b>185</b>
21st	Iroquois	35	2	0	7	0	44	44
	Kankakee	117	0	27	3	0	147	147
<b>21st Circuit Total</b>		<b>152</b>	<b>2</b>	<b>27</b>	<b>10</b>	<b>0</b>	<b>191</b>	<b>191</b>
<b>22nd</b>	<b>McHenry</b>	<b>45</b>	<b>0</b>	<b>43</b>	<b>31</b>	<b>0</b>	<b>119</b>	<b>119</b>
23rd	DeKalb	43	0	43	0	17	103	103
	Kendall	67	2	58	23	0	150	150
<b>23rd Circuit Total</b>		<b>110</b>	<b>2</b>	<b>101</b>	<b>23</b>	<b>17</b>	<b>253</b>	<b>253</b>
<b>Cook</b>	<b>Juvenile</b>	<b>1,568</b>	<b>249</b>	<b>160</b>	<b>269</b>	<b>0</b>	<b>2,246</b>	<b>2,246</b>
<b>Statewide Total</b>		<b>5,308</b>	<b>543</b>	<b>1,833</b>	<b>1,064</b>	<b>69</b>	<b>8,817</b>	<b>8,817</b>

**Active Juvenile IPS Caseload  
(As of December 31, 2017)**

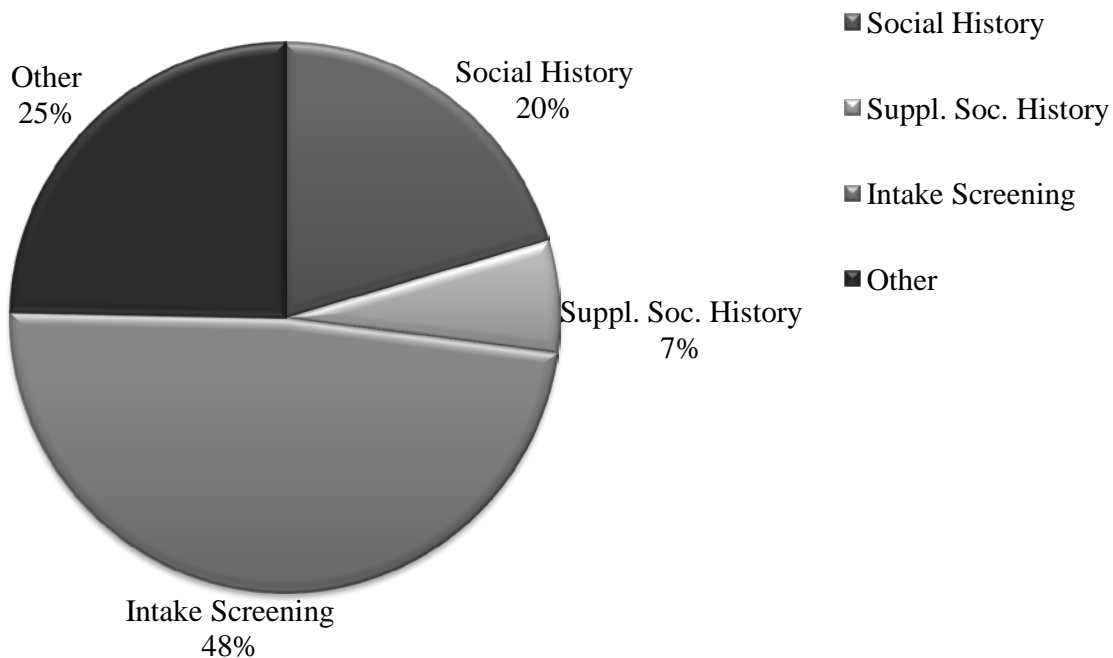
<b>Circuit</b>	<b>County</b>	<b>Intake</b>	<b>Level I</b>	<b>Level II</b>	<b>Level III</b>	<b>Total</b>
11th	McLean	0	8	2	4	14
12th	Will	0	2	4	3	9
Cook	Juvenile	22	223	20	25	290
<b>Total IPS Cases</b>		<b>22</b>	<b>233</b>	<b>26</b>	<b>32</b>	<b>313</b>

**Active Juvenile Caseload  
(As of December 31, 2017)**

**Statewide Active Juvenile Caseload**



**Statewide Juvenile Investigations**



**Juvenile Investigations Report  
(Calendar Year 2017)**

Circuit	County	Social History	Adoption	Contested Custody	Supplemental Social Hist.	Intake Screening	Other	Total
1st	Alexander	1	0	0	0	0	0	1
	Jackson	10	0	0	0	7	0	17
	Johnson	0	0	0	0	0	0	0
	Massac	1	0	0	0	0	0	1
	Pope	0	0	0	0	0	0	0
	Pulaski	0	0	0	0	0	0	0
	Saline	6	0	0	0	17	0	23
	Union	0	0	0	0	0	0	0
	Williamson	7	0	0	0	165	0	172
<b>1st Circuit Total</b>		<b>25</b>	<b>0</b>	<b>0</b>	<b>0</b>	<b>189</b>	<b>0</b>	<b>214</b>
2nd	Crawford	1	0	0	0	0	0	1
	Edwards	0	0	0	0	0	9	9
	Franklin	2	0	0	0	0	0	2
	Gallatin	0	0	0	0	0	0	0
	Hamilton	1	0	0	0	0	0	1
	Hardin	2	0	0	0	0	0	2
	Jefferson	2	0	0	1	0	0	3
	Lawrence	0	0	0	0	0	0	0
	Richland	0	0	0	0	0	0	0
	Wabash	0	0	0	0	0	0	0
	Wayne	5	0	0	0	0	2	7
	White	3	0	0	0	0	0	3
	<b>2nd Circuit Total</b>		<b>16</b>	<b>0</b>	<b>0</b>	<b>1</b>	<b>0</b>	<b>11</b>
3rd	Bond	3	0	0	0	0	33	36
	Madison	13	0	0	0	133	0	146
<b>3rd Circuit Total</b>		<b>16</b>	<b>0</b>	<b>0</b>	<b>0</b>	<b>133</b>	<b>33</b>	<b>182</b>
4th	Christian	3	0	0	0	0	11	14
	Clay	3	0	0	0	0	0	3
	Clinton	5	0	0	1	0	9	15
	Effingham	7	0	0	1	0	0	8
	Fayette	6	0	0	0	0	0	6
	Jasper	0	0	0	0	0	0	0
	Marion	4	0	0	0	0	0	4
	Montgomery	2	0	0	0	0	0	2
	Shelby	2	0	0	0	0	0	2
<b>4th Circuit Total</b>		<b>32</b>	<b>0</b>	<b>0</b>	<b>2</b>	<b>0</b>	<b>20</b>	<b>54</b>
5th	Clark	0	0	0	0	0	0	0
	Coles	0	0	0	0	0	0	0
	Cumberland	1	0	0	0	0	0	1
	Edgar	2	0	0	0	0	0	2
	Vermilion	1	0	0	0	0	0	1
<b>5th Circuit Total</b>		<b>4</b>	<b>0</b>	<b>0</b>	<b>0</b>	<b>0</b>	<b>0</b>	<b>4</b>
6th	Champaign	111	0	0	12	0	109	232
	DeWitt	17	0	0	0	0	0	17
	Douglas	0	0	0	0	0	0	0
	Macon	22	0	0	2	0	13	37
	Moultrie	1	0	0	0	0	0	1
	Piatt	0	0	0	0	0	0	0
<b>6th Circuit Total</b>		<b>151</b>	<b>0</b>	<b>0</b>	<b>14</b>	<b>0</b>	<b>122</b>	<b>287</b>

**Juvenile Investigations Report  
(Calendar Year 2017)**

<b>Circuit</b>	<b>County</b>	<b>Social History</b>	<b>Adoption</b>	<b>Contested Custody</b>	<b>Supplemental Social Hist.</b>	<b>Intake Screening</b>	<b>Other</b>	<b>Total</b>
7th	Greene	0	0	0	0	0	0	0
	Jersey	0	0	0	0	0	0	0
	Macoupin	1	0	0	0	0	0	1
	Morgan	19	0	0	6	207	9	241
	Sangamon	70	0	0	0	825	1,016	1,911
	Scott	0	0	0	0	0	0	0
	<b>7th Circuit Total</b>	<b>90</b>	<b>0</b>	<b>0</b>	<b>6</b>	<b>1,032</b>	<b>1,025</b>	<b>2,153</b>
8th	Adams	44	0	0	21	3	0	68
	Brown	0	0	0	0	0	0	0
	Calhoun	0	0	0	0	0	0	0
	Cass	2	0	0	0	0	0	2
	Mason	3	0	0	0	0	7	10
	Menard	2	0	0	0	0	0	2
	Pike	11	0	0	0	0	0	11
	Schuyler	0	0	0	0	0	0	0
	<b>8th Circuit Total</b>	<b>62</b>	<b>0</b>	<b>0</b>	<b>21</b>	<b>3</b>	<b>7</b>	<b>93</b>
9th	Fulton	2	0	0	0	64	29	95
	Hancock	1	0	0	0	34	8	43
	Henderson	1	0	0	0	4	13	18
	Knox	2	0	0	0	40	106	148
	McDonough	6	0	0	0	93	37	136
	Warren	3	0	0	0	25	24	52
	<b>9th Circuit Total</b>	<b>15</b>	<b>0</b>	<b>0</b>	<b>0</b>	<b>260</b>	<b>217</b>	<b>492</b>
10th	Marshall	3	0	0	0	0	0	3
	Peoria	154	1	0	60	0	47	262
	Putnam	0	0	0	0	0	0	0
	Stark	4	0	0	0	0	1	5
	Tazewell	4	0	0	3	136	84	227
	<b>10th Circuit Total</b>	<b>165</b>	<b>1</b>	<b>0</b>	<b>63</b>	<b>136</b>	<b>132</b>	<b>497</b>
11th	Ford	1	0	0	0	0	0	1
	Livingston	4	0	0	1	199	0	204
	Logan	2	0	0	0	0	0	2
	McLean	203	0	0	35	2,208	27	2,473
	Woodford	29	0	0	0	0	0	29
	<b>11th Circuit Total</b>	<b>239</b>	<b>0</b>	<b>0</b>	<b>36</b>	<b>2,407</b>	<b>27</b>	<b>2,709</b>
<b>12th</b>	<b>Will</b>	<b>19</b>	<b>0</b>	<b>0</b>	<b>2</b>	<b>551</b>	<b>1</b>	<b>573</b>
13th	Bureau	3	0	0	1	45	0	49
	Grundy	3	0	0	0	28	0	31
	LaSalle	5	0	0	0	76	0	81
	<b>13th Circuit Total</b>	<b>11</b>	<b>0</b>	<b>0</b>	<b>1</b>	<b>149</b>	<b>0</b>	<b>161</b>
14th	Henry	5	0	0	0	78	8	91
	Mercer	0	0	0	0	0	0	0
	Rock Island	64	0	0	21	173	360	618
	Whiteside	5	0	0	0	78	39	122
	<b>14th Circuit Total</b>	<b>74</b>	<b>0</b>	<b>0</b>	<b>21</b>	<b>329</b>	<b>407</b>	<b>831</b>
15th	Carroll	3	0	0	0	0	0	3
	Jo Daviess	5	0	0	0	0	0	5
	Lee	0	0	0	0	39	80	119
	Ogle	0	0	0	0	11	3	14
	Stephenson	11	0	0	0	0	0	11
	<b>15th Circuit Total</b>	<b>19</b>	<b>0</b>	<b>0</b>	<b>0</b>	<b>50</b>	<b>83</b>	<b>152</b>
<b>16th</b>	<b>Kane</b>	<b>209</b>	<b>0</b>	<b>7</b>	<b>342</b>	<b>169</b>	<b>223</b>	<b>950</b>



**Juvenile Investigations Report  
(Calendar Year 2017)**

<b>Circuit</b>	<b>County</b>	<b>Social History</b>	<b>Adoption</b>	<b>Contested Custody</b>	<b>Supplemental Social Hist.</b>	<b>Intake Screening</b>	<b>Other</b>	<b>Total</b>
17th	Boone	5	0	0	0	120	0	125
	Winnebago	125	0	0	103	603	0	831
<b>17th Circuit Total</b>		<b>130</b>	<b>0</b>	<b>0</b>	<b>103</b>	<b>723</b>	<b>0</b>	<b>956</b>
<b>18th</b>	<b>DuPage</b>	<b>203</b>	<b>0</b>	<b>0</b>	<b>0</b>	<b>0</b>	<b>183</b>	<b>386</b>
<b>19th</b>	<b>Lake</b>	<b>277</b>	<b>2</b>	<b>0</b>	<b>38</b>	<b>87</b>	<b>339</b>	<b>743</b>
20th	Monroe	0	0	0	0	0	0	0
	Perry	5	0	0	2	0	0	7
	Randolph	4	0	0	0	0	0	4
	St. Clair	13	0	0	6	0	0	19
	Washington	1	0	0	0	0	1	2
<b>20th Circuit Total</b>		<b>23</b>	<b>0</b>	<b>0</b>	<b>8</b>	<b>0</b>	<b>1</b>	<b>32</b>
21st	Iroquois	6	0	0	0	22	18	46
	Kankakee	23	0	0	2	112	222	359
<b>21st Circuit Total</b>		<b>29</b>	<b>0</b>	<b>0</b>	<b>2</b>	<b>134</b>	<b>240</b>	<b>405</b>
<b>22nd</b>	<b>McHenry</b>	<b>71</b>	<b>0</b>	<b>0</b>	<b>2</b>	<b>83</b>	<b>18</b>	<b>174</b>
23rd	DeKalb	29	0	0	0	0	103	132
	Kendall	54	0	0	8	84	141	287
<b>23rd Circuit Total</b>		<b>83</b>	<b>0</b>	<b>0</b>	<b>8</b>	<b>84</b>	<b>244</b>	<b>419</b>
<b>Cook</b>	<b>Juvenile</b>	<b>800</b>	<b>0</b>	<b>0</b>	<b>217</b>	<b>0</b>	<b>0</b>	<b>1,017</b>
<b>Statewide Total</b>		<b>2,763</b>	<b>3</b>	<b>7</b>	<b>887</b>	<b>6,519</b>	<b>3,333</b>	<b>13,512</b>

**Juvenile Risk Classification**  
(As of December 31, 2017)

<b>Circuit</b>	<b>County</b>	<b>Maximum</b>	<b>Medium</b>	<b>Minimum</b>	<b>Unclassified</b>	<b>Total</b>	
1st	Alexander	2	0	1	0	3	
	Jackson	2	10	18	28	58	
	Johnson	1	2	3	16	22	
	Massac	1	10	4	7	22	
	Pope	0	1	0	2	3	
	Pulaski	0	0	0	3	3	
	Saline	3	17	2	3	25	
	Union	1	5	3	3	12	
	Williamson	3	8	40	9	60	
	<b>1st Circuit Total</b>		<b>13</b>	<b>53</b>	<b>71</b>	<b>71</b>	<b>208</b>
2nd	Crawford	4	2	6	1	13	
	Edwards	0	8	5	4	17	
	Franklin	4	18	15	2	39	
	Gallatin	1	0	3	0	4	
	Hamilton	4	2	1	1	8	
	Hardin	1	0	1	0	2	
	Jefferson	8	6	0	10	24	
	Lawrence	1	3	4	0	8	
	Richland	0	4	5	7	16	
	Wabash	0	4	1	0	5	
	Wayne	1	1	2	14	18	
	White	1	3	0	0	4	
	<b>2nd Circuit Total</b>		<b>25</b>	<b>51</b>	<b>43</b>	<b>39</b>	<b>158</b>
	3rd	Bond	0	8	6	5	19
Madison		42	129	47	51	269	
<b>3rd Circuit Total</b>		<b>42</b>	<b>137</b>	<b>53</b>	<b>56</b>	<b>288</b>	
4th	Christian	11	11	6	0	28	
	Clay	9	4	3	9	25	
	Clinton	6	8	5	2	21	
	Effingham	5	9	19	10	43	
	Fayette	1	15	2	19	37	
	Jasper	1	1	1	1	4	
	Marion	2	9	4	40	55	
	Montgomery	0	6	36	12	54	
	Shelby	5	13	7	8	33	
<b>4th Circuit Total</b>		<b>40</b>	<b>76</b>	<b>83</b>	<b>101</b>	<b>300</b>	
5th	Clark	0	0	0	9	9	
	Coles	14	24	10	15	63	
	Cumberland	0	0	0	2	2	
	Edgar	1	0	14	2	17	
	Vermilion	9	61	33	0	103	
<b>5th Circuit Total</b>		<b>24</b>	<b>85</b>	<b>57</b>	<b>28</b>	<b>194</b>	
6th	Champaign	25	78	20	0	123	
	DeWitt	8	0	0	13	21	
	Douglas	3	4	5	2	14	
	Macon	37	90	39	0	166	
	Moultrie	0	5	6	4	15	
	Piatt	0	7	3	13	23	
	<b>6th Circuit Total</b>		<b>73</b>	<b>184</b>	<b>73</b>	<b>32</b>	<b>362</b>

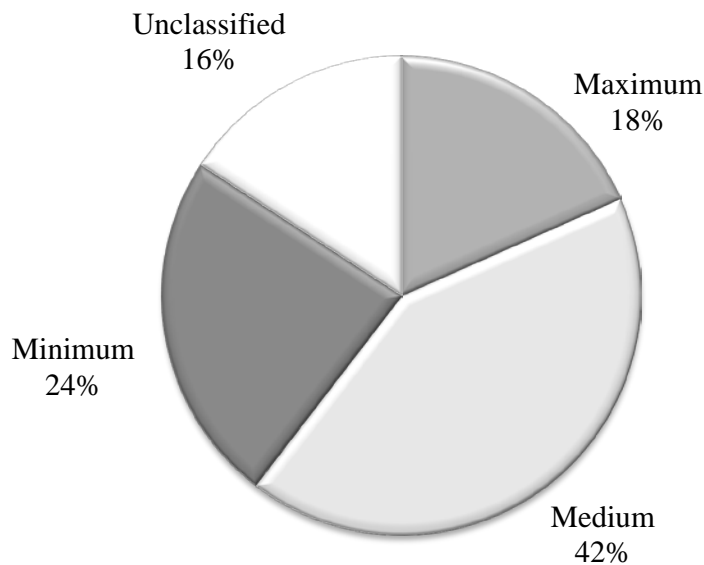
**Juvenile Risk Classification**  
(As of December 31, 2017)

<b>Circuit</b>	<b>County</b>	<b>Maximum</b>	<b>Medium</b>	<b>Minimum</b>	<b>Unclassified</b>	<b>Total</b>
7th	Greene	0	1	4	3	8
	Jersey	0	2	0	36	38
	Macoupin	1	10	21	20	52
	Morgan	17	31	11	1	60
	Sangamon	67	108	20	48	243
	Scott	1	0	2	3	6
<b>7th Circuit Total</b>		<b>86</b>	<b>152</b>	<b>58</b>	<b>111</b>	<b>407</b>
8th	Adams	13	9	10	20	52
	Brown	1	0	0	1	2
	Calhoun	0	0	2	0	2
	Cass	2	4	6	4	16
	Mason	2	3	4	7	16
	Menard	0	1	1	3	5
	Pike	1	6	16	5	28
	Schuyler	0	4	0	0	4
<b>8th Circuit Total</b>		<b>19</b>	<b>27</b>	<b>39</b>	<b>40</b>	<b>125</b>
9th	Fulton	6	5	25	1	37
	Hancock	2	5	4	1	12
	Henderson	4	5	3	1	13
	Knox	6	15	19	12	52
	McDonough	5	24	9	3	41
	Warren	0	3	11	3	17
<b>9th Circuit Total</b>		<b>23</b>	<b>57</b>	<b>71</b>	<b>21</b>	<b>172</b>
10th	Marshall	0	2	0	3	5
	Peoria	99	192	88	20	399
	Putnam	1	7	2	0	10
	Stark	0	2	0	0	2
	Tazewell	27	42	73	9	151
<b>10th Circuit Total</b>		<b>127</b>	<b>245</b>	<b>163</b>	<b>32</b>	<b>567</b>
11th	Ford	1	5	8	3	17
	Livingston	4	11	5	16	36
	Logan	2	9	11	14	36
	McLean	79	76	31	0	186
	Woodford	1	16	26	11	54
<b>11th Circuit Total</b>		<b>87</b>	<b>117</b>	<b>81</b>	<b>44</b>	<b>329</b>
<b>12th</b>	<b>Will</b>	<b>58</b>	<b>194</b>	<b>151</b>	<b>0</b>	<b>403</b>
13th	Bureau	8	19	11	7	45
	Grundy	9	24	9	4	46
	LaSalle	12	61	20	80	173
<b>13th Circuit Total</b>		<b>29</b>	<b>104</b>	<b>40</b>	<b>91</b>	<b>264</b>
14th	Henry	4	23	11	4	42
	Mercer	0	8	10	0	18
	Rock Island	42	75	35	10	162
	Whiteside	0	21	32	0	53
<b>14th Circuit Total</b>		<b>46</b>	<b>127</b>	<b>88</b>	<b>14</b>	<b>275</b>

**Juvenile Risk Classification  
(As of December 31, 2017)**

<b>Circuit</b>	<b>County</b>	<b>Maximum</b>	<b>Medium</b>	<b>Minimum</b>	<b>Unclassified</b>	<b>Total</b>
15th	Carroll	2	4	2	11	19
	Jo Daviess	0	4	3	1	8
	Lee	8	5	6	1	20
	Ogle	1	19	16	3	39
	Stephenson	4	28	3	30	65
<b>15th Circuit Total</b>		<b>15</b>	<b>60</b>	<b>30</b>	<b>46</b>	<b>151</b>
<b>16th</b>	<b>Kane</b>	<b>122</b>	<b>141</b>	<b>122</b>	<b>23</b>	<b>408</b>
17th	Boone	13	30	15	0	58
	Winnebago	82	306	102	36	526
<b>17th Circuit Total</b>		<b>95</b>	<b>336</b>	<b>117</b>	<b>36</b>	<b>584</b>
<b>18th</b>	<b>DuPage</b>	<b>96</b>	<b>132</b>	<b>36</b>	<b>80</b>	<b>344</b>
<b>19th</b>	<b>Lake</b>	<b>27</b>	<b>205</b>	<b>40</b>	<b>9</b>	<b>281</b>
20th	Monroe	0	2	2	3	7
	Perry	0	1	0	22	23
	Randolph	1	5	2	4	12
	St. Clair	8	79	37	14	138
	Washington	0	0	0	5	5
<b>20th Circuit Total</b>		<b>9</b>	<b>87</b>	<b>41</b>	<b>48</b>	<b>185</b>
21st	Iroquois	10	28	3	3	44
	Kankakee	33	98	16	0	147
<b>21st Circuit Total</b>		<b>43</b>	<b>126</b>	<b>19</b>	<b>3</b>	<b>191</b>
<b>22nd</b>	<b>McHenry</b>	<b>18</b>	<b>27</b>	<b>67</b>	<b>7</b>	<b>119</b>
23rd	DeKalb	20	36	35	12	103
	Kendall	9	79	47	15	150
<b>23rd Circuit Total</b>		<b>29</b>	<b>115</b>	<b>82</b>	<b>27</b>	<b>253</b>
<b>Cook</b>	<b>Juvenile</b>	<b>472</b>	<b>871</b>	<b>469</b>	<b>434</b>	<b>2,246</b>
<b>Statewide Total</b>		<b>1,618</b>	<b>3,709</b>	<b>2,094</b>	<b>1,393</b>	<b>8,814</b>

**Juvenile Risk Classification**



**Juvenile Petitions Continued Under Supervision/Adjudications  
(Calendar Year 2017)**

Circuit	County	Continued Under Supervision		Adjudication		Total
		Delinquency	Truancy	Delinquency	Truancy	
1st	Alexander	0	0	0	0	0
	Jackson	0	0	61	0	61
	Johnson	0	0	0	0	0
	Massac	0	0	16	0	16
	Pope	0	0	0	0	0
	Pulaski	0	0	2	0	2
	Saline	0	0	0	0	0
	Union	5	0	2	0	7
	Williamson	3	0	23	0	26
<b>1st Circuit Total</b>		<b>8</b>	<b>0</b>	<b>104</b>	<b>0</b>	<b>112</b>
2nd	Crawford	0	0	0	0	0
	Edwards	2	0	3	0	5
	Franklin	0	0	0	0	0
	Gallatin	1	0	2	0	3
	Hamilton	0	0	0	0	0
	Hardin	1	0	1	0	2
	Jefferson	0	0	0	0	0
	Lawrence	6	0	3	0	9
	Richland	1	0	12	0	13
	Wabash	9	0	13	0	22
	Wayne	4	0	11	0	15
	White	44	0	20	0	64
<b>2nd Circuit Total</b>		<b>68</b>	<b>0</b>	<b>65</b>	<b>0</b>	<b>133</b>
3rd	Bond	1	0	14	1	16
	Madison	123	0	52	0	175
<b>3rd Circuit Total</b>		<b>124</b>	<b>0</b>	<b>66</b>	<b>1</b>	<b>191</b>
4th	Christian	7	0	19	0	26
	Clay	0	0	0	0	0
	Clinton	10	0	20	0	30
	Effingham	0	0	0	0	0
	Fayette	10	0	25	0	35
	Jasper	0	0	0	0	0
	Marion	34	0	60	0	94
	Montgomery	21	0	17	0	38
	Shelby	0	0	0	0	0
<b>4th Circuit Total</b>		<b>82</b>	<b>0</b>	<b>141</b>	<b>0</b>	<b>223</b>
5th	Clark	0	0	0	0	0
	Coles	0	0	0	0	0
	Cumberland	0	0	0	0	0
	Edgar	0	0	0	0	0
	Vermilion	0	0	133	1	134
<b>5th Circuit Total</b>		<b>0</b>	<b>0</b>	<b>133</b>	<b>1</b>	<b>134</b>

**Juvenile Petitions Continued Under Supervision/Adjudications  
(Calendar Year 2017)**

Circuit	County	Continued Under Supervision		Adjudication		Total
		Delinquency	Truancy	Delinquency	Truancy	
6th	Champaign	3	0	73	0	76
	DeWitt	2	0	23	0	25
	Douglas	0	0	0	0	0
	Macon	7	0	160	0	167
	Moultrie	0	0	0	0	0
	Piatt	0	0	18	0	18
<b>6th Circuit Total</b>		<b>12</b>	<b>0</b>	<b>274</b>	<b>0</b>	<b>286</b>
7th	Greene	0	0	3	0	3
	Jersey	24	0	9	0	33
	Macoupin	0	0	0	0	0
	Morgan	4	0	20	0	24
	Sangamon	10	0	96	0	106
	Scott	0	0	0	0	0
<b>7th Circuit Total</b>		<b>38</b>	<b>0</b>	<b>128</b>	<b>0</b>	<b>166</b>
8th	Adams	4	0	34	0	38
	Brown	0	0	0	0	0
	Calhoun	1	0	1	0	2
	Cass	0	0	0	0	0
	Mason	3	0	12	0	15
	Menard	0	0	0	0	0
	Pike	5	0	10	0	15
	Schuyler	0	0	0	0	0
<b>8th Circuit Total</b>		<b>13</b>	<b>0</b>	<b>57</b>	<b>0</b>	<b>70</b>
9th	Fulton	11	0	12	0	23
	Hancock	6	0	5	0	11
	Henderson	1	0	4	0	5
	Knox	24	0	39	0	63
	McDonough	12	0	26	0	38
	Warren	12	0	5	0	17
<b>9th Circuit Total</b>		<b>66</b>	<b>0</b>	<b>91</b>	<b>0</b>	<b>157</b>
10th	Marshall	0	0	0	0	0
	Peoria	23	0	222	0	245
	Putnam	5	0	4	0	9
	Stark	0	0	0	0	0
	Tazewell	51	0	46	0	97
<b>10th Circuit Total</b>		<b>79</b>	<b>0</b>	<b>272</b>	<b>0</b>	<b>351</b>
11th	Ford	0	0	0	0	0
	Livingston	3	0	29	0	32
	Logan	0	0	0	0	0
	McLean	8	0	83	0	91
	Woodford	0	0	0	0	0
<b>11th Circuit Total</b>		<b>11</b>	<b>0</b>	<b>112</b>	<b>0</b>	<b>123</b>
<b>12th</b>	<b>Will</b>	<b>44</b>	<b>0</b>	<b>249</b>	<b>0</b>	<b>293</b>

**Juvenile Petitions Continued Under Supervision/Adjudications  
(Calendar Year 2017)**

Circuit	County	Continued Under Supervision		Adjudication		Total
		Delinquency	Truancy	Delinquency	Truancy	
13th	Bureau	0	0	0	0	0
	Grundy	0	0	0	0	0
	LaSalle	39	0	0	0	39
<b>13th Circuit Total</b>		<b>39</b>	<b>0</b>	<b>0</b>	<b>0</b>	<b>39</b>
14th	Henry	0	0	18	0	18
	Mercer	1	0	5	0	6
	Rock Island	37	0	89	1	127
	Whiteside	0	0	60	0	60
<b>14th Circuit Total</b>		<b>38</b>	<b>0</b>	<b>172</b>	<b>1</b>	<b>211</b>
15th	Carroll	0	0	0	0	0
	Jo Daviess	0	0	4	0	4
	Lee	2	0	4	0	6
	Ogle	0	0	33	0	33
	Stephenson	13	0	80	0	93
<b>15th Circuit Total</b>		<b>15</b>	<b>0</b>	<b>121</b>	<b>0</b>	<b>136</b>
<b>16th</b>	<b>Kane</b>	<b>69</b>	<b>0</b>	<b>76</b>	<b>0</b>	<b>145</b>
17th	Boone	13	0	67	0	80
	Winnebago	32	0	145	0	177
<b>17th Circuit Total</b>		<b>45</b>	<b>0</b>	<b>212</b>	<b>0</b>	<b>257</b>
<b>18th</b>	<b>DuPage</b>	<b>107</b>	<b>0</b>	<b>129</b>	<b>0</b>	<b>236</b>
<b>19th</b>	<b>Lake</b>	<b>0</b>	<b>0</b>	<b>375</b>	<b>0</b>	<b>375</b>
20th	Monroe	0	0	4	0	4
	Perry	9	0	6	0	15
	Randolph	0	0	6	0	6
	St. Clair	48	0	73	0	121
	Washington	9	0	2	3	14
<b>20th Circuit Total</b>		<b>66</b>	<b>0</b>	<b>91</b>	<b>3</b>	<b>160</b>
21st	Iroquois	0	0	23	0	23
	Kankakee	20	0	101	0	121
<b>21st Circuit Total</b>		<b>20</b>	<b>0</b>	<b>124</b>	<b>0</b>	<b>144</b>
<b>22nd</b>	<b>McHenry</b>	<b>40</b>	<b>0</b>	<b>26</b>	<b>0</b>	<b>66</b>
23rd	DeKalb	1	0	87	0	88
	Kendall	32	8	103	4	147
<b>23rd Circuit Total</b>		<b>33</b>	<b>8</b>	<b>190</b>	<b>4</b>	<b>235</b>
<b>Cook</b>	<b>Juvenile</b>	<b>Data Not Available</b>				
<b>Statewide Total</b>		<b>1,017</b>	<b>8</b>	<b>3,208</b>	<b>10</b>	<b>4,243</b>

**Juvenile Programs Ordered  
(Calendar Year 2017)**

Circuit	County	Alcohol	Drug	Alcohol & Drug	Youth Services	Mental Health	Alternative Ed.	TASC	UDIS	JTPA	Other	Total	
1st	Alexander	0	0	0	0	1	0	0	0	0	0	1	
	Jackson	0	0	0	4	1	0	0	0	0	77	82	
	Johnson	0	0	0	1	0	0	0	0	0	3	4	
	Massac	0	0	0	0	0	0	0	0	0	3	3	
	Pope	0	0	1	0	1	1	0	0	0	0	3	
	Pulaski	0	0	0	0	0	0	0	0	0	0	0	
	Saline	0	0	0	0	0	0	0	0	0	0	0	
	Union	0	0	0	0	0	0	0	1	1	40	42	
	Williamson	0	0	0	4	1	0	0	0	0	19	24	
<b>1st Circuit Total</b>		<b>0</b>	<b>0</b>	<b>1</b>	<b>9</b>	<b>4</b>	<b>1</b>	<b>0</b>	<b>1</b>	<b>1</b>	<b>142</b>	<b>159</b>	
2nd	Crawford	0	0	0	0	0	0	0	0	0	0	0	
	Edwards	0	0	0	0	0	0	0	0	0	2	2	
	Franklin	0	3	19	0	2	0	0	0	0	0	24	
	Gallatin	0	0	1	0	0	0	0	0	0	0	1	
	Hamilton	0	0	0	0	0	0	0	0	0	0	0	
	Hardin	0	1	0	0	1	0	0	0	0	0	2	
	Jefferson	0	0	0	0	0	0	0	0	0	0	0	
	Lawrence	0	0	1	0	1	0	0	0	0	0	2	
	Richland	0	0	0	0	0	0	0	0	0	0	0	
	Wabash	0	0	4	0	2	0	0	0	0	1	7	
	Wayne	0	0	0	0	1	0	0	0	0	32	33	
	White	0	0	0	0	0	0	0	0	0	0	0	
	<b>2nd Circuit Total</b>		<b>0</b>	<b>4</b>	<b>25</b>	<b>0</b>	<b>7</b>	<b>0</b>	<b>0</b>	<b>0</b>	<b>0</b>	<b>35</b>	<b>71</b>
	3rd	Bond	0	0	0	0	0	0	0	0	0	2	2
Madison		1	30	2	0	24	2	0	0	0	200	259	
<b>3rd Circuit Total</b>		<b>1</b>	<b>30</b>	<b>2</b>	<b>0</b>	<b>24</b>	<b>2</b>	<b>0</b>	<b>0</b>	<b>0</b>	<b>202</b>	<b>261</b>	
4th	Christian	0	0	2	0	4	0	0	0	0	54	60	
	Clay	0	0	0	4	0	0	13	1	0	50	68	
	Clinton	0	0	6	0	10	0	0	0	0	37	53	
	Effingham	0	8	0	0	13	0	0	0	0	77	98	
	Fayette	0	0	29	0	27	0	0	0	0	38	94	
	Jasper	0	0	0	0	0	0	0	0	0	0	0	
	Marion	0	1	63	7	64	0	0	0	0	198	333	
	Montgomery	0	0	7	1	1	0	0	0	0	58	67	
	Shelby	0	0	2	0	0	0	0	0	0	0	2	
<b>4th Circuit Total</b>		<b>0</b>	<b>9</b>	<b>109</b>	<b>12</b>	<b>119</b>	<b>0</b>	<b>13</b>	<b>1</b>	<b>0</b>	<b>512</b>	<b>775</b>	
5th	Clark	0	0	1	0	4	0	0	0	0	0	5	
	Coles	0	0	5	0	22	0	0	0	0	16	43	
	Cumberland	0	0	0	0	0	0	0	0	0	0	0	
	Edgar	0	0	0	0	0	0	0	0	0	0	0	
	Vermilion	0	0	0	0	0	0	0	0	0	0	0	
<b>5th Circuit Total</b>		<b>0</b>	<b>0</b>	<b>6</b>	<b>0</b>	<b>26</b>	<b>0</b>	<b>0</b>	<b>0</b>	<b>0</b>	<b>16</b>	<b>48</b>	
6th	Champaign	0	0	17	0	3	0	0	0	0	10	30	
	DeWitt	0	0	3	0	3	0	0	0	0	8	14	
	Douglas	0	0	2	0	2	1	0	0	0	10	15	
	Macon	1	2	2	0	71	0	0	0	0	299	375	
	Moultrie	0	0	4	0	0	0	0	0	0	9	13	
	Piatt	0	0	6	0	10	0	0	0	0	18	34	
<b>6th Circuit Total</b>		<b>1</b>	<b>2</b>	<b>34</b>	<b>0</b>	<b>89</b>	<b>1</b>	<b>0</b>	<b>0</b>	<b>0</b>	<b>354</b>	<b>481</b>	



**Juvenile Programs Ordered  
(Calendar Year 2017)**

Circuit	County	Alcohol	Drug	Alcohol & Drug	Youth Services	Mental Health	Alternative Ed.	TASC	UDIS	JTPA	Other	Total
7th	Greene	0	0	0	0	0	0	0	0	0	0	0
	Jersey	0	0	0	0	0	0	0	0	0	0	0
	Macoupin	23	1	3	0	6	0	0	0	0	48	81
	Morgan	0	4	16	0	32	0	0	0	0	0	52
	Sangamon	1	6	14	2	22	2	0	0	0	31	78
	Scott	0	0	0	0	0	0	0	0	0	0	0
	<b>7th Circuit Total</b>	<b>24</b>	<b>11</b>	<b>33</b>	<b>2</b>	<b>60</b>	<b>2</b>	<b>0</b>	<b>0</b>	<b>0</b>	<b>79</b>	<b>211</b>
8th	Adams	1	3	26	0	46	0	0	0	0	46	122
	Brown	0	0	1	0	0	0	0	0	0	0	1
	Calhoun	0	0	1	0	0	0	0	0	0	0	1
	Cass	0	0	0	0	0	0	0	0	0	4	4
	Mason	1	6	0	0	5	0	0	0	0	2	14
	Menard	0	0	0	0	1	0	0	0	0	4	5
	Pike	0	0	1	0	10	3	0	0	0	3	17
	Schuyler	0	0	0	0	0	0	0	0	0	0	0
	<b>8th Circuit Total</b>	<b>2</b>	<b>9</b>	<b>29</b>	<b>0</b>	<b>62</b>	<b>3</b>	<b>0</b>	<b>0</b>	<b>0</b>	<b>59</b>	<b>164</b>
9th	Fulton	0	0	19	0	10	0	0	0	0	23	52
	Hancock	0	0	2	0	8	0	0	0	0	11	21
	Henderson	0	0	4	0	2	0	0	0	0	14	20
	Knox	0	0	17	0	3	0	0	0	0	97	117
	McDonough	0	0	7	0	13	0	0	0	0	39	59
	Warren	0	0	2	0	2	0	0	0	0	17	21
	<b>9th Circuit Total</b>	<b>0</b>	<b>0</b>	<b>51</b>	<b>0</b>	<b>38</b>	<b>0</b>	<b>0</b>	<b>0</b>	<b>0</b>	<b>201</b>	<b>290</b>
10th	Marshall	0	0	0	0	0	0	0	0	0	0	0
	Peoria	0	0	55	164	31	0	0	0	0	4	254
	Putnam	0	0	0	0	0	0	0	0	0	0	0
	Stark	0	0	0	0	0	0	0	2	0	0	2
	Tazewell	0	0	17	0	6	0	0	0	0	44	67
	<b>10th Circuit Total</b>	<b>0</b>	<b>0</b>	<b>72</b>	<b>164</b>	<b>37</b>	<b>0</b>	<b>0</b>	<b>2</b>	<b>0</b>	<b>48</b>	<b>323</b>
11th	Ford	0	0	0	0	1	0	0	0	0	2	3
	Livingston	0	0	10	0	9	0	0	0	0	4	23
	Logan	0	0	11	0	11	0	0	0	0	14	36
	McLean	0	0	25	7	26	19	0	0	0	16	93
	Woodford	0	0	19	0	7	0	0	0	0	10	36
	<b>11th Circuit Total</b>	<b>0</b>	<b>0</b>	<b>65</b>	<b>7</b>	<b>54</b>	<b>19</b>	<b>0</b>	<b>0</b>	<b>0</b>	<b>46</b>	<b>191</b>
12th	Will	1	78	41	6	77	0	0	0	0	444	647

**Juvenile Programs Ordered  
(Calendar Year 2017)**

Circuit	County	Alcohol	Drug	Alcohol & Drug	Youth Services	Mental Health	Alternative Ed.	TASC	UDIS	JTPA	Other	Total
13th	Bureau	0	0	10	0	18	0	0	0	0	0	28
	Grundy	0	0	4	0	4	0	0	0	0	85	93
	LaSalle	1	0	0	0	0	0	0	0	0	0	1
<b>13th Circuit Total</b>		<b>1</b>	<b>0</b>	<b>14</b>	<b>0</b>	<b>22</b>	<b>0</b>	<b>0</b>	<b>0</b>	<b>0</b>	<b>85</b>	<b>122</b>
14th	Henry	0	0	0	0	2	0	0	0	0	52	54
	Mercer	0	1	0	0	3	0	0	0	0	6	10
	Rock Island	1	4	101	12	88	0	0	0	0	235	441
	Whiteside	0	0	22	0	9	0	0	0	0	18	49
<b>14th Circuit Total</b>		<b>1</b>	<b>5</b>	<b>123</b>	<b>12</b>	<b>102</b>	<b>0</b>	<b>0</b>	<b>0</b>	<b>0</b>	<b>311</b>	<b>554</b>
15th	Carroll	0	2	0	0	3	0	0	0	0	7	12
	Jo Daviess	0	0	3	0	5	0	0	0	0	5	13
	Lee	1	0	1	0	2	0	0	0	0	2	6
	Ogle	0	0	0	0	11	3	0	0	0	42	56
	Stephenson	0	1	5	0	8	0	0	0	0	56	70
<b>15th Circuit Total</b>		<b>1</b>	<b>3</b>	<b>9</b>	<b>0</b>	<b>29</b>	<b>3</b>	<b>0</b>	<b>0</b>	<b>0</b>	<b>112</b>	<b>157</b>
<b>16th</b>	<b>Kane</b>	<b>0</b>	<b>7</b>	<b>40</b>	<b>3</b>	<b>41</b>	<b>0</b>	<b>0</b>	<b>0</b>	<b>0</b>	<b>21</b>	<b>112</b>
17th	Boone	0	0	39	0	27	0	0	0	0	0	66
	Winnebago	0	0	239	12	146	108	1	0	0	49	555
<b>17th Circuit Total</b>		<b>0</b>	<b>0</b>	<b>278</b>	<b>12</b>	<b>173</b>	<b>108</b>	<b>1</b>	<b>0</b>	<b>0</b>	<b>49</b>	<b>621</b>
<b>18th</b>	<b>DuPage</b>	<b>0</b>	<b>0</b>	<b>0</b>	<b>0</b>	<b>0</b>	<b>0</b>	<b>0</b>	<b>0</b>	<b>0</b>	<b>0</b>	<b>0</b>
<b>19th</b>	<b>Lake</b>	<b>0</b>	<b>0</b>	<b>184</b>	<b>0</b>	<b>229</b>	<b>0</b>	<b>0</b>	<b>0</b>	<b>0</b>	<b>551</b>	<b>964</b>
20th	Monroe	1	0	0	0	0	0	0	0	0	6	7
	Perry	0	0	0	0	2	0	0	0	0	15	17
	Randolph	0	0	2	4	4	0	0	0	0	13	23
	St. Clair	1	2	64	2	40	0	1	0	0	0	110
	Washington	0	0	0	0	1	0	0	0	0	8	9
<b>20th Circuit Total</b>		<b>2</b>	<b>2</b>	<b>66</b>	<b>6</b>	<b>47</b>	<b>0</b>	<b>1</b>	<b>0</b>	<b>0</b>	<b>42</b>	<b>166</b>
21st	Iroquois	0	3	2	0	7	1	0	0	0	0	13
	Kankakee	0	0	0	0	0	0	0	0	0	0	0
<b>21st Circuit Total</b>		<b>0</b>	<b>3</b>	<b>2</b>	<b>0</b>	<b>7</b>	<b>1</b>	<b>0</b>	<b>0</b>	<b>0</b>	<b>0</b>	<b>13</b>
<b>22nd</b>	<b>McHenry</b>	<b>4</b>	<b>10</b>	<b>0</b>	<b>0</b>	<b>13</b>	<b>0</b>	<b>0</b>	<b>0</b>	<b>0</b>	<b>0</b>	<b>27</b>
23rd	DeKalb	2	3	40	0	43	2	0	0	0	291	381
	Kendall	5	4	49	0	58	0	0	0	0	292	408
<b>23rd Circuit Total</b>		<b>7</b>	<b>7</b>	<b>89</b>	<b>0</b>	<b>101</b>	<b>2</b>	<b>0</b>	<b>0</b>	<b>0</b>	<b>583</b>	<b>789</b>
<b>Cook</b>	<b>Juvenile</b>	<b>0</b>	<b>129</b>	<b>8</b>	<b>125</b>	<b>130</b>	<b>66</b>	<b>488</b>	<b>57</b>	<b>0</b>	<b>1,271</b>	<b>2,274</b>
<b>Statewide Total</b>		<b>45</b>	<b>309</b>	<b>1,281</b>	<b>358</b>	<b>1,491</b>	<b>208</b>	<b>503</b>	<b>61</b>	<b>1</b>	<b>5,163</b>	<b>9,420</b>

**Juvenile Placements  
(Calendar Year 2017)**

Circuit	County	Placed in Foster Home		Placed in Group Home		Placed in Treatment		Placed with Relative		Total
		In State	Out of State	In State	Out of State	In State	Out of State	In State	Out of State	
1st	Alexander	0	0	0	0	0	0	0	0	0
	Jackson	0	0	3	0	2	1	0	0	6
	Johnson	0	0	0	0	0	0	0	0	0
	Massac	0	0	0	0	0	0	0	0	0
	Pope	0	0	0	0	0	0	2	0	2
	Pulaski	0	0	0	0	0	0	0	0	0
	Saline	0	0	0	0	0	0	0	0	0
	Union	0	0	0	0	0	0	0	0	0
	Williamson	0	0	0	1	0	0	0	0	1
<b>1st Circuit Total</b>		<b>0</b>	<b>0</b>	<b>3</b>	<b>1</b>	<b>2</b>	<b>1</b>	<b>2</b>	<b>0</b>	<b>9</b>
2nd	Crawford	0	0	0	0	0	0	0	0	0
	Edwards	0	0	0	0	0	0	0	0	0
	Franklin	0	0	0	0	10	0	0	0	10
	Gallatin	0	0	0	0	0	0	0	0	0
	Hamilton	0	0	0	0	0	0	0	0	0
	Hardin	0	0	0	0	0	0	0	0	0
	Jefferson	0	0	0	0	0	0	0	0	0
	Lawrence	0	0	0	0	3	0	0	0	3
	Richland	0	0	0	0	2	0	0	0	2
	Wabash	0	0	0	0	0	0	0	0	0
	Wayne	0	0	0	0	0	0	0	0	0
	White	0	0	0	0	0	0	0	0	0
<b>2nd Circuit Total</b>		<b>0</b>	<b>0</b>	<b>0</b>	<b>0</b>	<b>15</b>	<b>0</b>	<b>0</b>	<b>0</b>	<b>15</b>
3rd	Bond	0	0	1	0	0	0	1	0	2
	Madison	4	0	3	0	0	0	0	0	7
<b>3rd Circuit Total</b>		<b>4</b>	<b>0</b>	<b>4</b>	<b>0</b>	<b>0</b>	<b>0</b>	<b>1</b>	<b>0</b>	<b>9</b>
4th	Christian	0	0	0	0	0	0	0	0	0
	Clay	0	0	0	0	0	0	0	0	0
	Clinton	1	0	0	0	1	0	0	0	2
	Effingham	0	0	0	0	0	0	0	0	0
	Fayette	0	0	0	0	1	0	0	0	1
	Jasper	0	0	0	0	0	0	0	0	0
	Marion	0	0	0	0	0	0	0	0	0
	Montgomery	0	0	0	0	0	0	0	0	0
	Shelby	0	0	0	0	0	0	0	0	0
<b>4th Circuit Total</b>		<b>1</b>	<b>0</b>	<b>0</b>	<b>0</b>	<b>2</b>	<b>0</b>	<b>0</b>	<b>0</b>	<b>3</b>
5th	Clark	0	0	0	0	0	0	0	0	0
	Coles	0	0	1	0	0	0	1	0	2
	Cumberland	0	0	0	0	0	0	0	0	0
	Edgar	0	0	0	0	0	0	0	0	0
	Vermilion	0	0	0	0	0	0	0	0	0
<b>5th Circuit Total</b>		<b>0</b>	<b>0</b>	<b>1</b>	<b>0</b>	<b>0</b>	<b>0</b>	<b>1</b>	<b>0</b>	<b>2</b>

**Juvenile Placements  
(Calendar Year 2017)**

Circuit	County	Placed in Foster Home		Placed in Group Home		Placed in Treatment		Placed with Relative		Total
		In State	Out of State	In State	Out of State	In State	Out of State	In State	Out of State	
6th	Champaign	1	0	0	0	15	0	1	0	17
	DeWitt	0	0	0	0	0	0	0	0	0
	Douglas	0	0	0	0	0	0	0	0	0
	Macon	6	0	5	0	4	0	0	0	15
	Moultrie	0	0	0	0	0	0	0	0	0
	Piatt	0	0	0	0	0	0	1	0	1
<b>6th Circuit Total</b>		<b>7</b>	<b>0</b>	<b>5</b>	<b>0</b>	<b>19</b>	<b>0</b>	<b>2</b>	<b>0</b>	<b>33</b>
7th	Greene	0	0	0	0	0	0	0	0	0
	Jersey	0	0	0	0	0	0	0	0	0
	Macoupin	0	0	0	0	0	0	0	0	0
	Morgan	0	0	0	0	0	0	0	0	0
	Sangamon	9	0	2	0	0	0	2	0	13
	Scott	0	0	0	0	0	0	0	0	0
<b>7th Circuit Total</b>		<b>9</b>	<b>0</b>	<b>2</b>	<b>0</b>	<b>0</b>	<b>0</b>	<b>2</b>	<b>0</b>	<b>13</b>
8th	Adams	0	0	0	0	0	0	0	0	0
	Brown	0	0	0	0	0	0	0	0	0
	Calhoun	0	0	0	0	0	0	0	0	0
	Cass	0	0	0	0	0	0	0	0	0
	Mason	1	0	0	0	0	0	1	0	2
	Menard	0	0	0	0	0	0	0	0	0
	Pike	2	0	0	0	1	0	0	0	3
	Schuyler	0	0	0	0	0	0	0	0	0
<b>8th Circuit Total</b>		<b>3</b>	<b>0</b>	<b>0</b>	<b>0</b>	<b>1</b>	<b>0</b>	<b>1</b>	<b>0</b>	<b>5</b>
9th	Fulton	0	0	0	0	1	0	0	0	1
	Hancock	0	0	0	0	0	0	0	0	0
	Henderson	0	0	0	0	0	0	0	0	0
	Knox	0	0	0	0	2	0	0	0	2
	McDonough	0	0	0	0	4	0	0	0	4
	Warren	0	0	0	0	0	0	0	0	0
<b>9th Circuit Total</b>		<b>0</b>	<b>0</b>	<b>0</b>	<b>0</b>	<b>7</b>	<b>0</b>	<b>0</b>	<b>0</b>	<b>7</b>
10th	Marshall	0	0	0	0	0	0	0	0	0
	Peoria	0	0	0	0	6	0	0	0	6
	Putnam	0	0	0	0	0	0	0	0	0
	Stark	0	0	0	0	0	0	0	0	0
	Tazewell	0	0	0	0	2	0	0	0	2
<b>10th Circuit Total</b>		<b>0</b>	<b>0</b>	<b>0</b>	<b>0</b>	<b>8</b>	<b>0</b>	<b>0</b>	<b>0</b>	<b>8</b>
11th	Ford	0	0	0	0	0	0	0	0	0
	Livingston	2	0	0	0	0	0	0	0	2
	Logan	0	0	0	0	0	0	0	0	0
	McLean	2	0	0	0	12	0	0	0	14
	Woodford	0	0	0	0	0	0	0	0	0
<b>11th Circuit Total</b>		<b>4</b>	<b>0</b>	<b>0</b>	<b>0</b>	<b>12</b>	<b>0</b>	<b>0</b>	<b>0</b>	<b>16</b>
12th	Will	3	0	1	0	2	0	23	1	30

**Juvenile Placements  
(Calendar Year 2017)**

Circuit	County	Placed in Foster Home		Placed in Group Home		Placed in Treatment		Placed with Relative		Total
		In State	Out of State	In State	Out of State	In State	Out of State	In State	Out of State	
13th	Bureau	0	0	0	0	1	0	0	0	1
	Grundy	0	0	0	0	2	0	0	0	2
	LaSalle	0	0	0	0	12	0	0	0	12
<b>13th Circuit Total</b>		<b>0</b>	<b>0</b>	<b>0</b>	<b>0</b>	<b>15</b>	<b>0</b>	<b>0</b>	<b>0</b>	<b>15</b>
14th	Henry	1	0	0	0	1	0	0	0	2
	Mercer	0	0	0	0	0	0	0	0	0
	Rock Island	0	0	2	0	19	2	0	0	23
	Whiteside	0	0	0	0	0	0	0	0	0
<b>14th Circuit Total</b>		<b>1</b>	<b>0</b>	<b>2</b>	<b>0</b>	<b>20</b>	<b>2</b>	<b>0</b>	<b>0</b>	<b>25</b>
15th	Carroll	0	0	1	0	1	0	3	0	5
	Jo Daviess	0	0	0	0	0	0	0	0	0
	Lee	0	0	0	0	1	0	0	0	1
	Ogle	0	0	3	0	5	0	0	0	8
	Stephenson	0	0	1	0	0	0	0	0	1
<b>15th Circuit Total</b>		<b>0</b>	<b>0</b>	<b>5</b>	<b>0</b>	<b>7</b>	<b>0</b>	<b>3</b>	<b>0</b>	<b>15</b>
<b>16th</b>	<b>Kane</b>	<b>0</b>	<b>0</b>	<b>0</b>	<b>0</b>	<b>0</b>	<b>6</b>	<b>0</b>	<b>0</b>	<b>6</b>
17th	Boone	0	0	0	0	8	1	0	0	9
	Winnebago	6	0	5	0	51	1	1	0	64
<b>17th Circuit Total</b>		<b>6</b>	<b>0</b>	<b>5</b>	<b>0</b>	<b>59</b>	<b>2</b>	<b>1</b>	<b>0</b>	<b>73</b>
<b>18th</b>	<b>DuPage</b>	<b>0</b>	<b>0</b>	<b>0</b>	<b>0</b>	<b>0</b>	<b>0</b>	<b>0</b>	<b>0</b>	<b>0</b>
<b>19th</b>	<b>Lake</b>	<b>5</b>	<b>0</b>	<b>18</b>	<b>0</b>	<b>90</b>	<b>3</b>	<b>3</b>	<b>2</b>	<b>121</b>
20th	Monroe	0	0	0	0	0	0	0	0	0
	Perry	0	0	0	0	0	0	0	0	0
	Randolph	0	0	0	0	0	0	0	0	0
	St. Clair	0	0	0	0	0	0	0	0	0
	Washington	0	0	0	0	0	0	0	0	0
<b>20th Circuit Total</b>		<b>0</b>	<b>0</b>	<b>0</b>	<b>0</b>	<b>0</b>	<b>0</b>	<b>0</b>	<b>0</b>	<b>0</b>
21st	Iroquois	0	0	0	0	1	0	1	0	2
	Kankakee	0	0	1	0	0	0	1	0	2
<b>21st Circuit Total</b>		<b>0</b>	<b>0</b>	<b>1</b>	<b>0</b>	<b>1</b>	<b>0</b>	<b>2</b>	<b>0</b>	<b>4</b>
<b>22nd</b>	<b>McHenry</b>	<b>0</b>	<b>0</b>	<b>0</b>	<b>0</b>	<b>4</b>	<b>0</b>	<b>0</b>	<b>0</b>	<b>4</b>
23rd	DeKalb	0	0	0	0	1	0	0	0	1
	Kendall	0	0	0	0	0	0	0	0	0
<b>23rd Circuit Total</b>		<b>0</b>	<b>0</b>	<b>0</b>	<b>0</b>	<b>1</b>	<b>0</b>	<b>0</b>	<b>0</b>	<b>1</b>
<b>Cook</b>	<b>Juvenile</b>	<b>21</b>	<b>0</b>	<b>13</b>	<b>1</b>	<b>108</b>	<b>5</b>	<b>8</b>	<b>33</b>	<b>189</b>
<b>Statewide Total</b>		<b>64</b>	<b>0</b>	<b>60</b>	<b>2</b>	<b>373</b>	<b>19</b>	<b>49</b>	<b>36</b>	<b>603</b>



**APPELLATE COURT  
OF ILLINOIS**

**MAP OF APPELLATE AND SUPREME COURT  
JUDICIAL DISTRICTS  
AND  
DIRECTORY OF APPELLATE CLERKS**



**Appellate Court  
Directory**

First District  
160 North LaSalle Street  
Room S 1400  
Chicago (60601)  
(312) 793-5484  
Thomas D. Palella, Clerk

Second District  
55 Symphony Way  
Elgin (60120)  
(847) 695-3750  
Robert J. Mangan, Clerk

Third District  
1004 Columbus Street  
Ottawa (61350)  
(815) 434-5050  
Barbara Trumbo, Clerk

Fourth District  
Waterways Building  
201 W. Monroe Street  
Springfield (62794)  
(217) 782-2586  
Carla Bender, Clerk

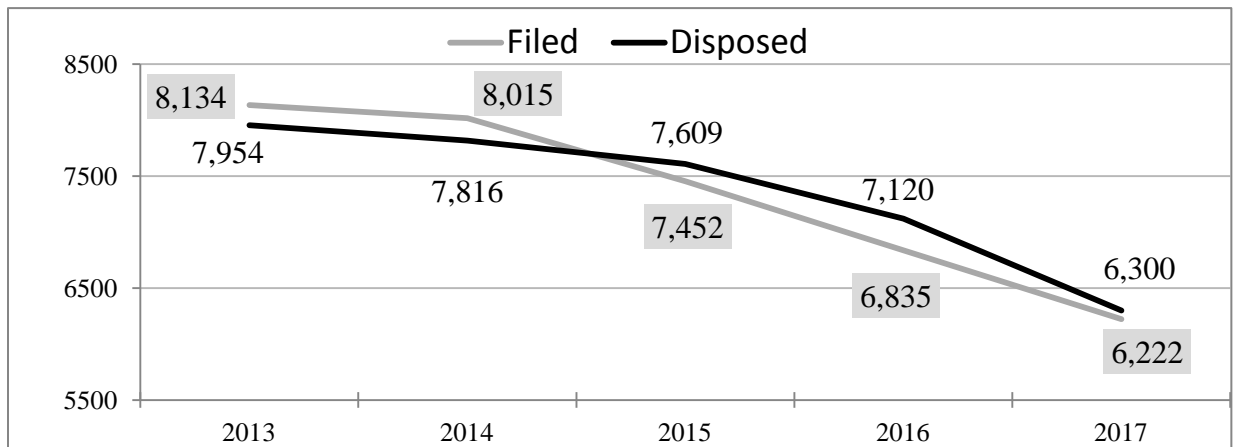
Fifth District  
14th & Main Streets  
Mt. Vernon (62864)  
(618) 242-3120  
John J. Flood, Clerk



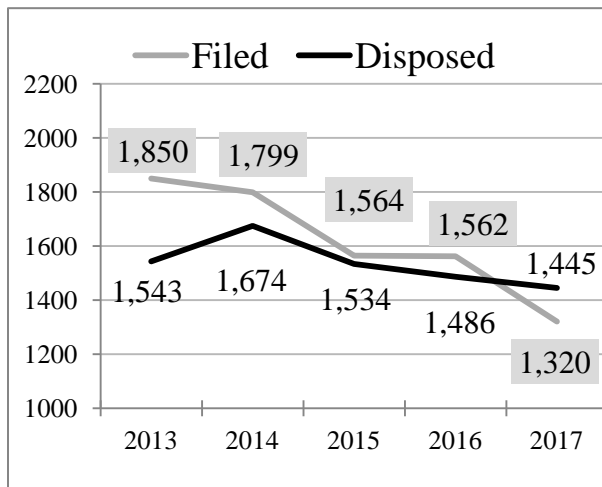
**GRAPHICAL PRESENTATION  
OF  
FIVE-YEAR TRENDS  
--  
TOTAL CASELOAD AND CASELOAD  
BY  
DISTRICT**

# APPELLATE COURT OF ILLINOIS FIVE-YEAR TRENDS

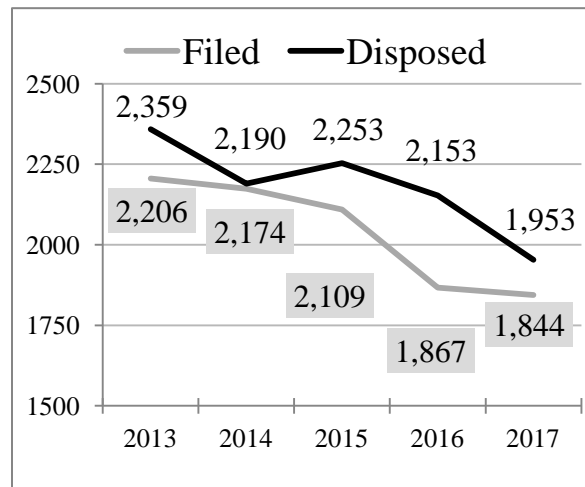
## Total Caseload\*



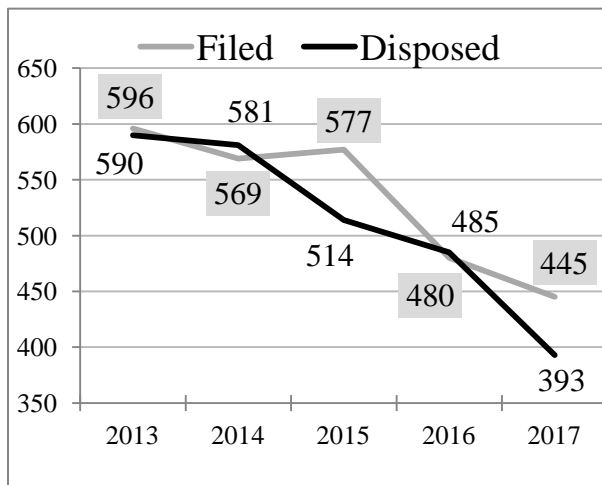
## First District – Criminal Cases



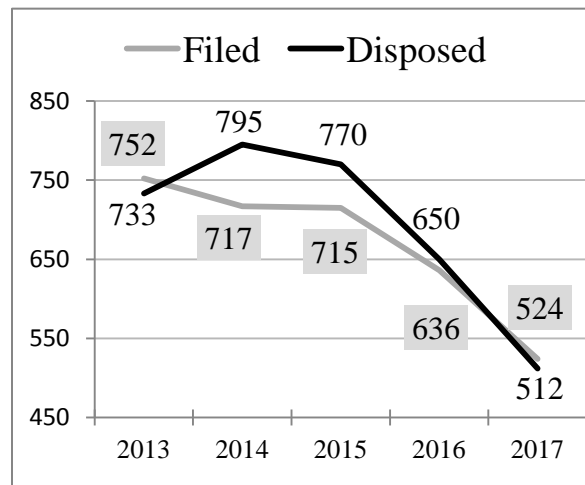
## First District – Civil Cases\*



## Second District – Criminal Cases

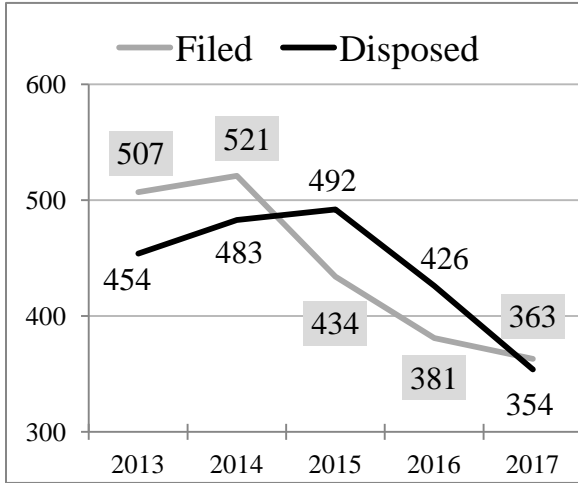


## Second District – Civil Cases\*

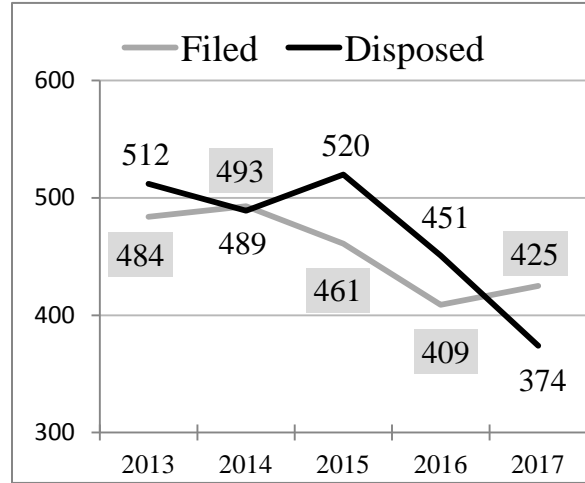


\*2017 totals do not include Illinois Worker's Compensation Cases.

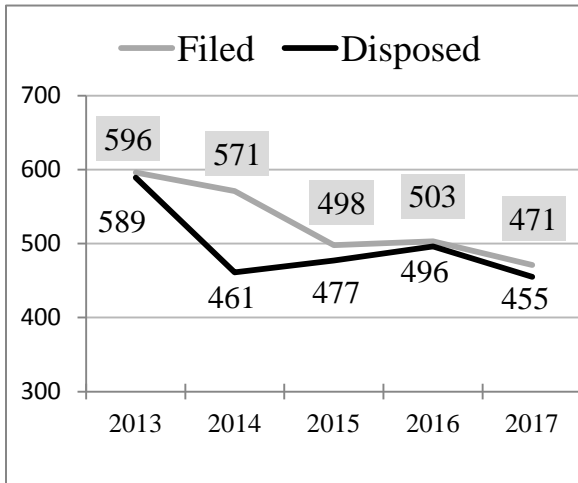
**Third District – Criminal Cases**



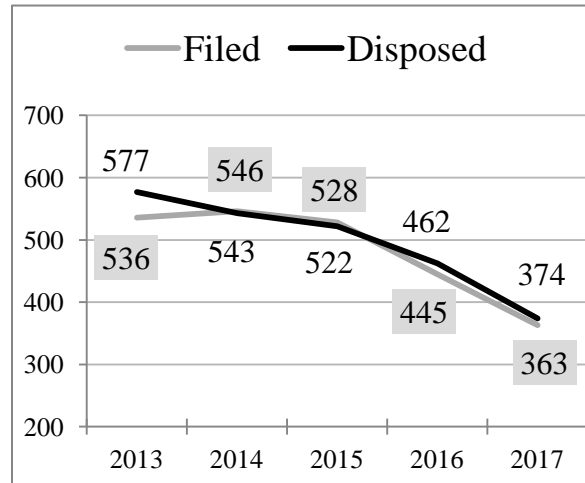
**Third District – Civil Cases\***



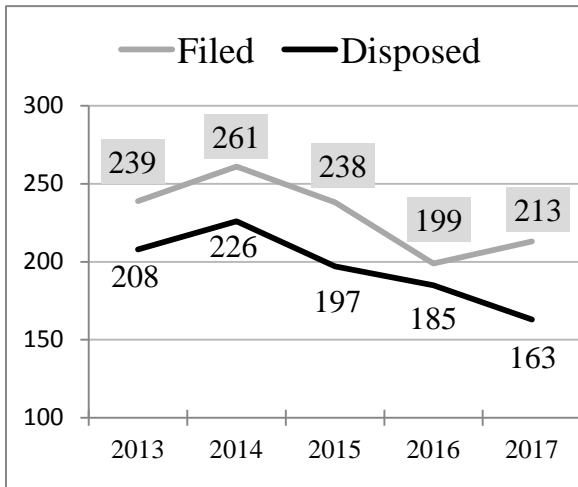
**Fourth District – Criminal Cases**



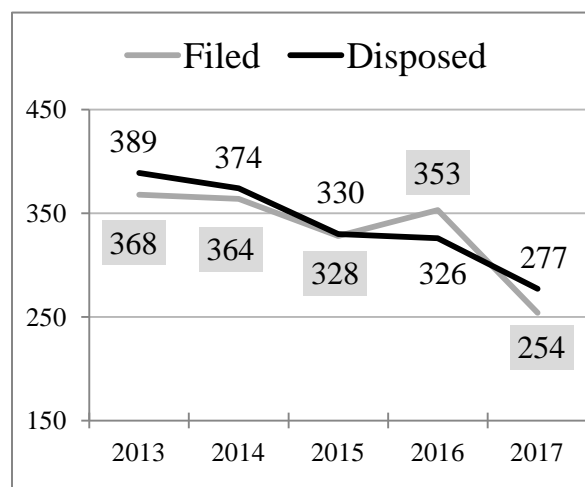
**Fourth District – Civil Cases\***



**Fifth District – Criminal Cases**



**Fifth District – Civil Cases\***



\*2017 totals do not include Illinois Worker's Compensation Cases.



**CASELOAD AND STATISTICAL RECORDS**

**CASELOAD SUMMARY BY DISTRICT  
APPELLATE COURT OF ILLINOIS  
CALENDAR YEAR 2017**

Appellate District	Type of Case	# Number of Cases Pending January 1, 2017	Number of Cases Filed During 2017	Number of Cases Reinstated	Number of Cases Disposed	Number of Cases Disposed by Majority Opinion	Number of Cases Disposed By Rule 23 Order	Number of Cases Disposed By Summary Order	Number of Cases Disposed Without Opinion, R23 or Sum. Ord.	# Number of Cases Pending December 31, 2017	Inventory Increase\ Decrease
First . . . . .	Civil . . . . .	1,902	1,844	113	1,953	243	611	138	961	1,906	4
	Criminal . . . . .	3,345	1,320	34	1,445	138	790	268	249	3,254	-91
Second . . . . .	Civil . . . . .	377	524	2	512	69	196	53	192	391	14
	Criminal . . . . .	723	445	1	393	48	163	82	99	776	53
Third . . . . .	Civil . . . . .	267	425	0	374	66	156	19	133	318	51
	Criminal . . . . .	609	363	2	354	56	140	30	128	620	11
Fourth . . . . .	Civil . . . . .	194	363	3	374	36	185	5	148	186	-8
	Criminal . . . . .	717	471	12	455	48	212	41	154	745	28
Fifth . . . . .	Civil . . . . .	265	254	0	277	18	110	17	132	242	-23
	Criminal . . . . .	427	213	1	163	13	53	35	62	478	51
TOTALS . . . . .	Civil . . . . .	3,005	3,410	118	3,490	432	1,258	232	1,566	3,043	38
	Criminal . . . . .	5,821	2,812	50	2,810	303	1,358	456	692	5,873	52

Note: Beginning in 2017, Illinois Workers' Compensation case statistics are no longer referenced.

# Due to reporting software computations, there are small variances in the number of cases pending on January 1, 2017 when compared to the number of cases pending on December 31, 2016, as well as, minor reconciliation differences in the number of cases pending on December 31, 2017.

**CASE DISPOSITIONS BY DISTRICT  
APPELLATE COURT OF ILLINOIS  
CALENDAR YEAR 2017**

Appellate District	Type of Case	METHOD OF DISPOSITION																						Total Cases Disposed
		Affirmed			Reversed			Affirmed in Part and/or Remanded, Reversed or Vacated in Part			Reversed and/or Remanded			Modified			Vacated and/or Remanded			Dismissed/Other			Disposed of w/o Opinion R23 or Sum. Ord.	
		Opinion	Rule 23	Sum. Order	Opinion	Rule 23	Sum. Order	Opinion	Rule 23	Sum. Order	Opinion	Rule 23	Sum. Order	Opinion	Rule 23	Sum. Order	Opinion	Rule 23	Sum. Order	Opinion	Rule 23	Sum. Order		
First .....	Civil .....	149	441	97	17	22	1	22	45	0	40	53	3	0	0	0	8	12	2	7	38	35	961	1,953
	Criminal ..	84	642	215	18	16	0	10	73	6	19	34	5	0	2	0	6	16	9	1	7	33	249	1,445
Second .....	Civil .....	39	152	33	3	7	0	5	12	0	16	7	0	0	2	0	4	5	1	2	11	19	192	510
	Criminal ..	28	118	75	3	4	0	0	2	0	10	25	0	0	1	0	7	13	2	0	0	5	99	392
Third .....	Civil .....	41	125	14	3	7	1	4	8	0	17	12	1	0	0	0	0	1	1	2	11	3	133	384
	Criminal ..	27	93	11	0	4	0	9	7	3	14	33	9	1	1	1	4	2	3	2	4	2	128	358
Fourth .....	Civil .....	21	150	4	5	13	0	2	3	0	11	14	0	1	0	0	1	1	0	7	17	1	148	399
	Criminal ..	23	111	13	7	18	6	1	16	7	9	18	1	1	0	0	1	0	0	15	57	12	154	470
Fifth .....	Civil .....	4	78	6	1	4	0	1	2	2	7	9	1	0	0	0	1	1	1	6	12	9	132	277
	Criminal ..	5	35	1	1	1	0	1	2	1	3	3	4	0	1	0	1	5	28	4	6	19	62	183
TOTALS .....	Civil .....	254	946	154	29	53	2	34	70	2	91	95	5	1	2	0	14	20	5	24	89	67	1,566	3,523
	Criminal ..	167	999	315	29	43	6	21	100	17	55	113	19	2	5	1	19	36	42	22	74	71	692	2,848

Note: Beginning in 2017, Illinois Workers' Compensation case statistics are no longer referenced.

**METHOD OF CASE DISPOSITION  
APPELLATE COURT OF ILLINOIS  
CALENDAR YEAR 2017**

METHOD OF DISPOSITION WITHOUT OPINION OR ORDER																
Appellate District	Type of Case	Dismissed			Dismissed on Court's Motion			Leave to Appeal Denied (a) *	Motion for Leave to File Late Notice of Appeal Denied (b)	Remanded With Direction For Further Proceeding	Dismissed in the Trial Court	Bail Order Entered	Confession of Error	Transferred to Proper Court	Other Dispositions	Total Cases Disposed of Without Opinion Or Order
		Motion of Appellant	Motion of Appellee	Stipulation of Parties	Failure to Comply With Rules/Orders	Lack of Jurisdiction No Final Appealable Order	Other									
First . . . . .	Civil . . . . .	141	122	124	440	24	0	41	11	3	23	0	0	4	28	961
	Criminal . . . . .	118	2	32	24	1	0	1	27	0	3	0	0	0	41	249
Second . . . . .	Civil . . . . .	68	7	0	83	3	0	4	0	0	1	0	0	0	1	167
	Criminal . . . . .	57	1	0	22	0	1	0	0	0	0	0	4	3	2	90
Third . . . . .	Civil . . . . .	35	8	7	61	2	2	8	1	0	7	0	1	0	1	133
	Criminal . . . . .	48	0	0	14	22	1	0	1	13	6	1	14	0	1	121
Fourth . . . . .	Civil . . . . .	40	9	1	85	4	0	2	1	0	5	0	0	1	0	148
	Criminal . . . . .	74	0	0	18	2	0	2	1	31	11	0	0	0	2	141
Fifth . . . . .	Civil . . . . .	33	1	6	47	6	1	9	5	0	8	0	0	0	0	116
	Criminal . . . . .	41	0	0	5	5	2	0	4	0	4	0	0	0	0	61
TOTALS . . . . .	Civil . . . . .	317	147	138	716	39	3	64	18	3	44	0	1	5	30	1,525
	Criminal . . . . .	338	3	32	83	30	4	3	33	44	24	1	18	3	46	662

Note: Beginning in 2017, Illinois Workers' Compensation case statistics are no longer referenced.

\* S.C.Rule 306/308

(a) Includes Denial of Permissive Interlocutory

(b) Includes Denial of Motion to File Late Record



**TIME LAPSE: CASE FILING TO DISPOSITION  
APPELLATE COURT OF ILLINOIS  
CALENDAR YEAR 2017**

Appellate District	Type of Case	TIME LAPSE BETWEEN CASE FILING AND DISPOSITION						Total Cases Disposed
		Under 6 Months	6 to 12 Months	1 to 1-1/2 Years	1-1/2 to 2 Years	2 to 3 Years	Over 3 Years	
First . . . . .	Civil . . . . .	526	631	355	130	98	9	1,749
	Criminal . . . . .	81	73	85	265	821	131	1,456
Second . . . . .	Civil . . . . .	192	226	57	8	1	0	484
	Criminal . . . . .	62	35	47	82	163	4	393
Third . . . . .	Civil . . . . .	157	100	69	24	14	1	365
	Criminal . . . . .	72	33	21	75	136	14	351
Fourth . . . . .	Civil . . . . .	231	104	21	10	2	0	368
	Criminal . . . . .	90	62	31	73	194	4	454
Fifth . . . . .	Civil . . . . .	111	60	47	26	12	8	264
	Criminal . . . . .	29	20	6	24	59	24	162
TOTALS . . . . .	Civil . . . . .	1,217	1,121	549	198	127	18	3,230
	Criminal . . . . .	334	223	190	519	1,373	177	2,816
GRAND TOTAL . . . . .		1,551	1,344	739	717	1,500	195	6,046

Note: Beginning in 2017, Illinois Workers' Compensation case statistics are no longer referenced.

**TIME LAPSE: BRIEF FILING TO DISPOSITION  
APPELLATE COURT OF ILLINOIS  
CALENDAR YEAR 2017**

Appellate District	Type of Case	TIME LAPSE BETWEEN BRIEF FILING AND DISPOSITION						Total Cases Disposed
		Under 6 Months	6 to 12 Months	1 to 1-1/2 Years	1-1/2 to 2 Years	2 to 3 Years	Over 3 Years	
First . . . . .	Civil . . . . .	604	205	13	2	1	0	825
	Criminal . .	775	137	13	8	22	21	976
Second . . . . .	Civil . . . . .	220	22	1	0	0	0	243
	Criminal . .	211	14	2	0	0	3	230
Third . . . . .	Civil . . . . .	81	36	13	6	2	0	138
	Criminal . .	113	31	8	4	1	0	157
Fourth . . . . .	Civil . . . . .	212	11	3	0	0	0	226
	Criminal . .	267	36	0	1	0	0	304
Fifth . . . . .	Civil . . . . .	75	40	11	5	2	1	134
	Criminal . .	28	25	5	0	0	0	58
TOTALS . . . . .	Civil . . . . .	1,192	314	41	13	5	1	1,566
	Criminal . .	1,394	243	28	13	23	24	1,725
GRAND TOTAL . . . . .		2,586	557	69	26	28	25	3,291

Note: Beginning in 2017, Illinois Worker's Compensation case statistics are no longer referenced.

**OPINIONS AND RULE 23 ORDERS  
APPELLATE COURT OF ILLINOIS  
CALENDAR YEAR 2017**

Appellate District	OPINIONS						Rule 23 Orders	Summary Orders
	Majority	Per Curiam	Specially Concurring	Dissenting	Supplemental	Total Opinions		
First . . . . .	372	0	33	29	0	434	1,399 24 Sp. Conc. 26 Dissent	405
Second . . . . .	117	0	6	2	0	125	361 9 Sp. Conc. 8 Dissent	138
Third . . . . .	124	0	11	31	1	167	302 11 Sp. Conc. 30 Dissent	49
Fourth . . . . .	83	0	0	2	0	85	378 3 Sp. Conc. 6 Dissent	44
Fifth . . . . .	30	0	0	4	0	34	161 0 Sp. Conc. 1 Dissent	52
<b>TOTALS . . . . .</b>	<b>726</b>	<b>0</b>	<b>50</b>	<b>68</b>	<b>1</b>	<b>845</b>	<b>2,601</b> <b>47 Sp. Conc.</b> <b>71 Dissent</b>	<b>688</b>

Note: Beginning in 2017, Illinois Workers' Compensation case statistics are no longer reference.



**SUPREME COURT  
OF ILLINOIS**

**CASELOAD AND STATISTICAL  
RECORDS**

--

**FIVE-YEAR TRENDS AND  
2017 DATA**

## **SUPREME COURT CASELOAD AND STATISTICAL RECORDS CASE FILINGS AND DISPOSITIONS**

A summary of case filings and dispositions in the Supreme Court of Illinois for the period 2013 through 2017 is presented in Table 1.

During 2017, filings in the Supreme Court totaled 2,208; 36 fewer cases than the 2,244 cases filed in 2016. The Supreme Court disposed of a total of 2,320 cases in 2017; 59 fewer cases than the 2,379 disposed of in 2016.

In 2017, there were 1,354 cases filed on the general docket, which is the predominant docket, a decrease of 96 cases, or 7 percent from 2016 general docket filings.

A total of 657 miscellaneous record cases were filed in 2017; 29 more cases than filed in 2016. The miscellaneous record consists primarily of attorney matters. In 2017, approximately 447 name-change (on roll of attorneys) petitions were filed. Disciplinary matters account for 127 cases, and the remaining 83 cases consist of bar admission motions, petitions concerning professional service corporations, etc., under Rule 721, and various administrative matters.

In 2017, 197 miscellaneous docket cases were filed, a 31-case increase from 2016. This docket consists of conviction-related cases filed by *pro se* prisoners. Typically, a matter is placed on the miscellaneous docket, as opposed to the general docket, when papers do not conform to the Supreme Court Rules in one or more respects. This docket provides a forum for the incarcerated *pro se* litigant without compromising standard filing requirements.

### **Petitions for Leave to Appeal**

In 2017, 1,221 petitions were filed, a decrease of 140 cases from the 2016 filings on the leave to appeal docket, as represented in Table 2a. As in the prior 4 years, approximately twice as many petitions were filed in people cases than in civil cases. The Supreme Court allowed 51 petitions (26 people/25 civil), or 4.1 percent of the petitions acted upon in 2017. As indicated in Table 2b, 11 fewer petitions were allowed in 2017 than in 2016. The 5-year average of petitions allowed is 61.

### **Mandatory Appeals**

The year 2017 saw the filing of 37 direct appeals by right on notices of appeal from the circuit court under Rule 302(a) in civil cases<sup>1</sup> in which a statute was held invalid, and 8 notices in people's cases under Rule 603.

In 2017, there were no certificates of importance from the appellate court filed pursuant to Rule 316, for a total of 7 cases in the 5-year reporting period. One (1) certificate of importance disposed in 2017.

<sup>1</sup> Note, 34 of the civil cases were consolidated in the Supreme Court.

## Other Activity

In 2017, the Supreme Court filed 59 opinions, disposing of 66 cases (Table 6). This figure does not include separate dissenting or concurring opinions, which numbered approximately 34.

There were 16 petitions for rehearing filed in decided cases (See Table 7), allowing none; entertained oral argument in 52 cases (Table 5); and considered approximately 978 motions on the general docket alone, including 79 original action motions under Rules 381, 382, 383, and 384 (Table 1).

Attorney disciplinary activity (Table 8) in 2017 was concentrated on the miscellaneous record where the Court disciplined 118 attorneys by order and suspended nine (9) attorneys on an interim basis by order. Three (3) petitions for reinstatement to the roll of attorneys pursuant to Supreme Court Rule 767 were presented to the Court in 2017: 2 allowed with conditions, 1 was remanded.

In 2017, the Court adopted two (2) Supreme Court rules: Rule 9 and Rule 293; plus four (4) Article Appendices: Appendices for Article I, Article III and Article VI, and Article II Forms Appendix.

In 2017, the Court amended one hundred twenty-three (123) Supreme Court rules, three (3) Administrative Orders,<sup>2</sup> one (1) Miscellaneous Record,<sup>3</sup> and one (1) Description of Article:<sup>4</sup> Rules 2, 3, 9, 10, 11, 12, 13, 15, 22, 30, 63, 90, 94, 95, 100.1, 101 (amended August 16, 2017 and December 29, 2017), 102, 104, 105, 107, 108, 110, 113, 114, 131, 137, 138, 181, 185, 187, 206, 207, 208, 210, 213, 215, 224, 271, 272, 282, 284, 291, 292, 298, 303, 303(A) (amended June 22, 2017 and September 15, 2017), 305, 306 (amended June 22, 2017, June 28, 2017, and September 15, 2017), 307 (amended June 22, 2017 and September 15, 2017), 308, 309, 311 (amended June 22, 2017 and June 28, 2017), 312, 313, 315 (amended June 22, 2017 and September 15, 2017), 316, 317, 318, 323, 324, 325, 326, 327, 328, 329, 330, 331, 335, 341 (amended June 22, 2017 and September 15, 2017), 342, 352, 361, 362, 364, 365, 367 (amended June 22, 2017 and September 15, 2017), 372, 373, 374, 381, 382, 383, 384, 501, 503, 529, 552, 553, 555, 604, 606, 607, 608, 610, 612, 651, 706, 707 (amended June 22, 2017 and December 28, 2017), 711, 712, 713, 718, 721, 752, 754, 756, 757, 759, 760, 761, 762, 763 (amended June 22, 2017 and December 28, 2017), 765, 768, 770, 772, 773 (amended June 22, 2017 and December 28, 2017), 774, 776 (amended June 22, 2017 and December 28, 2017), 777, 793 (amended May 23, 2017 and June 22, 2017), 794, and 795.

In 2017, the Court filed eleven (11) clerical corrections to Supreme Court rules and Articles: Rules 63, 311, 315, 325, 364, 711, 756, 924, IRPC 3.8, Article I Forms Appendix (Rule 90 Form), and Article II Forms Appendix (Rule 312 Form).

2 Administrative Order to Rule 63, amended February 2, 2017; Administrative Order to Rule 68, amended June 22, 2017; Administrative Order to MR 10549, amended June 22, 2017.

3 Miscellaneous Record No. 10343 as appended to Rule 23, amended November 21, 2017.

4 Description of Article V, Part B, amended December 29, 2017.

In 2017, pursuant to Supreme Court Rule 3, the Supreme Court Rules Committee forwarded twelve (12) matters to the Clerk of the Supreme Court to be filed on the Proposed Rule Docket, which consists of rule proposals and amendments under consideration by the Supreme Court or its committees. In 2017, one (1) matter on the Proposed Rule Docket was closed.

The Supreme Court, which is responsible for regulating the practice of law in the state, licensed 2,204 attorneys in 2017, a decrease of 13 from the 2,217 licenses awarded in 2016. During the past 5 years, 13,086 lawyers were licensed, an average of 2,617 per year, which is a decrease of 167 from the 5-year average, reported in 2016.

Respecting limited licensure, in 2017 the Court admitted 64 House Counsel (Rule 716) and two (2) Legal Service Program attorneys (Rule 717). The Court also licensed two (2) Military spouses in 2017.

In 2017, approximately 5,120 firms were registered with the Court pursuant to Supreme Court Rule 721 to engage in the practice of law as a professional service corporation, professional association, limited liability company, or limited liability partnership. Approximately 60 percent of these firms also provided evidence of minimum insurance or proof of financial responsibility pursuant to Rule 722 (limited liability legal practice).



**Table 1**  
**Summary of Case Filings and Final Dispositions**  
**Supreme Court of Illinois**  
**2013 - 2017**

<b>Filings</b>	<b>Grand Total</b>	<b>Total General Docket</b>	<b>Direct Appeal by Right (a)</b>	<b>Certificates of Importance (b)</b>	<b>Direct Appeals by Permission (c)</b>	<b>Petitions for Leave to Appeal (d)</b>	<b>Original Action Motions (e)</b>	<b>Attorney Disc. Cases on General Docket</b>	<b>Other General Docket (f)</b>	<b>Total Misc. Record (g)</b>	<b>Total Misc. Docket (h)</b>
2013	2671	1720	11	0	10	1584	103	1	11	707	244
2014	2429	1596	11	0	8	1469	94	1	11	644	189
2015	2402	1536	9	5	4	1434	74	0	7	716	148
2016	2244	1450	4	2	8	1361	66	0	5	628	166
<b>2017</b>	<b>2208</b>	<b>1354</b>	<b>45</b>	<b>0</b>	<b>7</b>	<b>1221</b>	<b>79</b>	<b>0</b>	<b>2</b>	<b>657</b>	<b>197</b>

<b>Dispositions</b>											
2013	2627	1679	5	1	9	1491	98	2	74	717	231
2014	2443	1612	6	0	9	1487	94	1	61	631	200
2015	2443	1522	14	0	4	1355	82	0	65	752	169
2016	2379	1533	13	6	7	1395	56	0	26	691	155
<b>2017</b>	<b>2320</b>	<b>1360</b>	<b>3</b>	<b>1</b>	<b>7</b>	<b>1254</b>	<b>92</b>	<b>0</b>	<b>3</b>	<b>749</b>	<b>211</b>

(a) Appeals directly from the circuit court: Statutes held invalid (Rules 302(a) and 603). (b) Certification of case by Appellate Court under Rule 316. (c) Rule 302(b) motions. "Dispositions" do not include motions allowed in a given year unless entire case disposed of in that same year. (d) "Dispositions" do not include petitions allowed in a given year unless entire case disposed of in that same year. (e) Motions filed under Rule 381 (mandamus, prohibition, habeas corpus), Rule 382 (legislative redistricting/ability of governor to serve or resume office), Rule 383 (supervisory authority) Rule 384 (motions to transfer & consolidate multicircuit actions). "Dispositions" do not include motions allowed in a given year unless entire case disposed of in that same year. (f) "Filings" include, for example, motions for appeal bond, motions to stay (Rule 305), certification of questions of state law from certain federal courts (Rule 20). Beginning year 2017 Rule 384 filings and dispositions are reported in column "Original Action Motions". "Dispositions" also may include allowed petitions for leave to appeal which were not completely disposed of in the year in which the petition was filed (see footnote (d)), including dismissals. (g) The Miscellaneous Record consists primarily of attorney matters, including disciplinary cases, motions for restoration to active status (Rule 759), petitions to change name on roll of attorneys, bar admission motions, and law firms seeking leave to register/renew under Rule 721. (h) Cases are filed on the Miscellaneous Docket when papers tendered by pro se prisoners do not conform to Supreme Court Rules.

**Table 2**  
**Summary of Petitions for Leave to Appeal and/or Appeal as a Matter of Right**  
**Under Rules 315/317 - General Docket**  
**Supreme Court of Illinois**  
**2013 - 2017**

Table 2 consists of two parts, 2a and 2b, and contains all information presented in former Table 2, as well as the following additional information: a new column for “denied with supervisory order,” and a note that the “total disposed” column now includes petitions “denied with supervisory order” and petitions that were “allowed.” The “percent allowed” column reflects these changes.

**Table 2a**  
**Filings**

	<b>Total Filed</b>	<b>(People)</b>	<b>(Civil)</b>
2013	1584	(1036)	(548)
2014	1469	(950)	(519)
2015	1434	(897)	(537)
2016	1361	(845)	(516)
<b>2017</b>	<b>1221</b>	<b>(785)</b>	<b>(436)</b>

**Table 2b**  
**Dispositions**

	<b>Total Allowed</b>	<b>(People)</b>	<b>(Civil)</b>	<b>Denied, Dismissed or Withdrawn</b>	<b>Denied With Supervisory Order</b>	<b>Total Disposed (a)</b>	<b>Percent Allowed (b)</b>
2013	65	(31)	(34)	1,424	28	1517	<b>4.3%</b>
2014	73	(31)	(42)	1,438	45	1556	<b>4.7%</b>
2015	56	(29)	(27)	1355	34	1445	<b>3.9%</b>
2016	62	(23)	(39)	1,395	94	1,551	4.0%
<b>2017</b>	<b>51</b>	<b>(26)</b>	<b>(25)</b>	<b>1,139</b>	<b>47</b>	<b>1,237</b>	<b>4.1%</b>

(a) Total disposed includes petitions allowed, denied, denied with supervisory order, dismissed and withdrawn.

(b) Relationship between petitions allowed and all petitions disposed, i.e., denied, denied with supervisory order, dismissed, withdrawn, and allowed.

**Table 3**  
**Mandatory Jurisdiction Appeals - General Docket**  
**Supreme Court of Illinois**  
**2013 - 2017**

	Total Filed	Capital		Statute Invalid		Certificate of Importance		Total Disposed	Capital		Statute Invalid		Certificate of Importance	
		Imposition of death sentence	Post Conviction	People	Civil	People	Civil		Imposition of death sentence	Post Conviction	People	Civil	People	Civil
2013	11	0	0	3	8	0	0	6	0	0	2	3	0	1
2014	11	0	0	8	3	0	0	6	0	0	3	3	0	0
2015	13	0	0	4	4	0	5	11	0	0	7	4	0	0
2016	6	0	0	2	2	0	2	19	0	0	7	6	0	6
<b>2017</b>	<b>45</b>	<b>0</b>	<b>0</b>	<b>8</b>	<b>37</b>	<b>0</b>	<b>0</b>	<b>3</b>	<b>0</b>	<b>0</b>	<b>1</b>	<b>1</b>	<b>0</b>	<b>1</b>

**Table 4**  
**General Docket**  
**People and Civil Cases**  
**Supreme Court of Illinois**  
**2013 - 2017**

	Total Filed	(People)	(Civil)	Total Disposed	(People)	(Civil)
2013	1720	1089	631	1679	1040	639
2014	1596	1003	593	1612	1034	578
2015	1536	940	596	1522	928	594
2016	1450	884	566	1533	942	591
<b>2017</b>	<b>1354</b>	<b>823</b>	<b>531</b>	<b>1360</b>	<b>839</b>	<b>521</b>

**Table 5**  
**Summary of the Call of the Docket**  
**Supreme Court of Illinois**  
**2013 - 2017**

	Cases Submitted	(People)	(Civil)
2013	62	(26)	(36)
2014	70	(37)	(33)
2015	73	(34)	(39)
2016	51	(28)	(23)
<b>2017</b>	<b>52(a)</b>	<b>(26)</b>	<b>(26)</b>

Cases submitted on briefs without oral argument: (a) 1

**Table 6**  
**Summary of Opinions**  
**Supreme Court of Illinois**  
**2013 - 2017**

	Total Filed (a)	(People)	(Civil)	Disposing of Cases on the Merits
2013	72	(35)	(37)	77
2014	61	(34)	(27)	67
2015	76	(44)	(32)	79
2016	63	(34)	(29)	74
<b>2017</b>	<b>59</b>	<b>(33)</b>	<b>(26)</b>	<b>66</b>

(a) Category does not include dissenting or concurring opinions.

**Table 7**  
**Summary of Rehearings**  
**Supreme Court of Illinois**  
**2013 - 2017**

	Total Filed	(People)	(Civil)	Total Allowed (a)	(People)	(Civil)
2013	16	(10)	(6)	0	(0)	(0)
2014	14	(5)	(9)	0	(0)	(0)
2015	14	(4)	(10)	0	(0)	(0)
2016	18	(9)	(9)	0	(0)	(0)
<b>2017</b>	<b>16</b>	<b>(8)</b>	<b>(8)</b>	<b>0</b>	<b>(0)</b>	<b>(0)</b>

(a) Petitions not allowed are denied or, occasionally, dismissed or withdrawn on motion, or not ruled on in the reporting year.

**Table 8  
Attorney Disciplinary Cases  
Supreme Court of Illinois  
(Calendar Year 2017)**

<b>Discipline Imposed by Order</b>	<b>Dispositions</b>
Rule 753 proceedings on recommendation of Hearing or Review Board of the Attorney Registration and Disciplinary Commission	42
Rule 762(a) Voluntary disbarment	21
Rule 762(b) Discipline on consent	31
Rule 763 Reciprocal discipline	24
<b>Total</b>	<b>118</b>

<b>Discipline by Opinion</b>	<b>0</b>
------------------------------	----------

<b>Interim Suspension orders</b>	
Rule 761	2
Rule 774	7
<b>Total</b>	<b>9</b>

<b>Reinstatement to Roll of Attorneys</b>	
Petition Allowed w/conds	2
Petition Remanded	1
<b>Total</b>	<b>3</b>

<b>Total Dispositions</b>	<b>130</b>
---------------------------	------------

Reinstatement Petitions	Reprimand	Censure	Interim Suspension	Probationary Suspension	Suspension	Disbarment	Total Dispositions
3	4	10	9	11	56	37	130

Figure 1  
Filings  
2013-2017

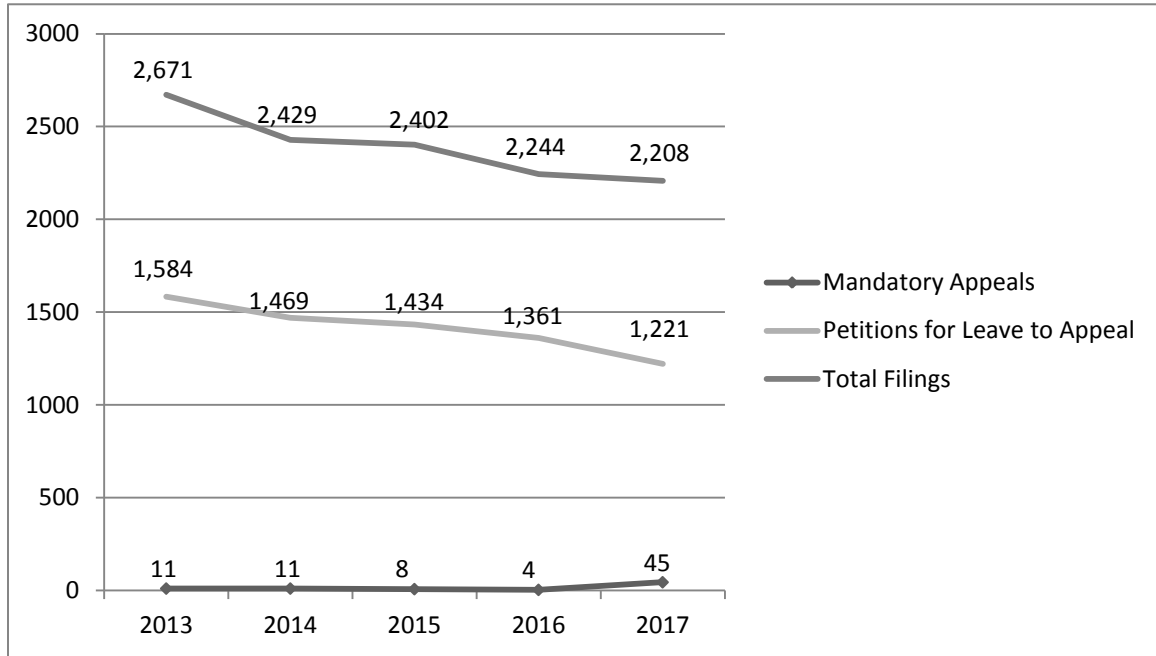
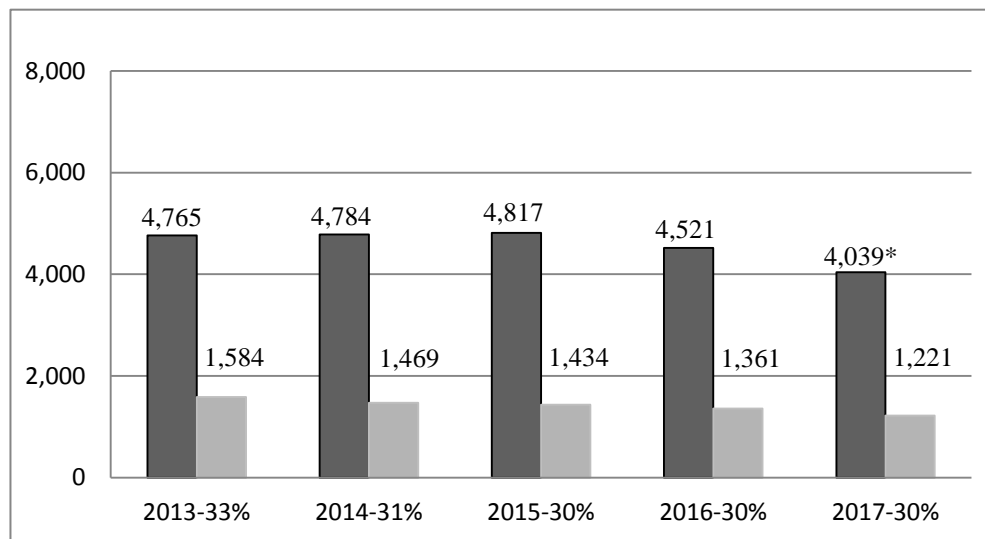


Figure 2

Petitions for Leave to Appeal Filed as a Percent of Appeals  
Decided by Appellate Court Opinion or Rule 23 Order  
2013-2017



■ Appeals disposed of by Opinion or Pursuant to Rule 23(b) or (c) in Appellate Court  
 ■ Petitions for Leave to Appeal Filed in Supreme Court

\*2017 total does not include Illinois Workers' Compensation Cases.

