

**2016
Annual Report
of the Illinois Courts**

*S
t
a
t
i
s
t
i
c
a
l

S
u
m
m
a
r
y

2
0
1
6*



Supreme Court of Illinois
Administrative Office of the Illinois Courts
www.illinoiscourts.gov

Statistical Summary

Cover Design: “Law and Knowledge” — “Justice and Power” by Charles J. Mulligan (1866-1916) One of two statues face visitors as they enter the main (north) entrance of the Supreme Court Building in Springfield. The one on the right, “Law and Knowledge” [front cover] and the other statue to the left, [back cover] “Justice and Power” were completed sometime between 1908 and 1910. Sculptor Charles J. Mulligan was born in Ireland and arrived in Chicago in 1872 with his father James. His start as a sculptor began by modeling clay dug from the Illinois & Michigan Canal, and later as a marble-cutter in Chicago. He studied under Lorado Taft at the Art Institute of Chicago and Alexander Falguiere in Paris, France. He succeeded Taft as the head of the Department of Sculpture at the Institute and served in that role until his death. Some of his other works appear in Garfield Park, Chicago (Lincoln as a Railsplitter and the John F. Finnerty statues); Riverview Park, Quincy (General George Rogers Clark statue); and Rosemond Grove Cemetery, Rosemond (Lincoln the Orator statue).

Photos provided by Artistic Portraits.

ANNUAL REPORT OF THE ILLINOIS COURTS

STATISTICAL SUMMARY - 2016

Compiled and Published by the
Administrative Office of the Illinois Courts
3101 Old Jacksonville Road
Springfield, Illinois 62704
(217) 558-4490

ACKNOWLEDGMENTS

The Administrative Office of the Illinois Courts gratefully acknowledges and sincerely appreciates the efforts of the clerks of the circuit, appellate, and supreme courts, and probation managers throughout the state for their contributions to this summary. Over two thousand eight hundred reports were prepared and submitted to the Administrative Office by the various clerks and probation managers.

For more detailed information, or for information which does not appear in this publication, the reader is directed to the clerk of the appropriate court or probation manager.

CONTENTS

Title Page.....	i
Acknowledgments.....	ii
Contents.....	iii

CIRCUIT COURTS OF ILLINOIS

Map of Judicial Circuits of Illinois.....	3
Directory of Circuit Clerks of Illinois	4
Graphical Presentation of Five-Year Trends--Total Caseload and Selected Case Categories ..	7
Case Types Within Case Categories.....	8
Caseload, Clearance Rate and Statistical Records of the Circuit Courts of Illinois	13
Caseload Summaries by Circuit	14
Case Filing Ratio: Judge/Population	15
Clearance Rates by Circuit and Case Category -- Five-Year Trends	16
Civil and Domestic Relations Caseload Statistics by County	20
Criminal and Quasi-Criminal Caseload Statistics by County.....	34
Juvenile Caseload Statistics by County	48
Age of Pending Cases by Case Category Downstate Circuits.....	55
Law Case Dispositions by Circuit	56
Law Case Dispositions by County	57
Time Lapse: Case Filing to Date of Verdict Law Jury Verdicts Over \$50,000.....	60
Felony Dispositions and Sentences by County.....	61
Financial Summary of the Circuit Courts of Illinois	65
Circuit Clerk Fees and Other Revenue by County	66
Circuit Clerk Cost of Operating by County.....	69
Circuit Clerk Disbursement of Funds by County	
Fines, Penalties, Assessments and Forfeitures	72
Fees of Others	87
Miscellaneous Disbursements	93
Mandatory Arbitration.....	99
Mandatory Arbitration Program Statistics.....	101
Mandatory Arbitration Circuit Caseload	102
Mandatory Arbitration Program Statistics.....	106
Adult and Juvenile Probation and Supervised Pretrial Release.....	107
Abbreviations	108
Active Adult Caseload.....	109
Statewide Active Adult Caseload Graph	111
Active Adult Intensive Probation Supervision (IPS) Caseload	112
Active Specialized DUI Program Caseload.....	112
Adult Supervised Pretrial Release	113
Adult Investigations Report.....	116
Adult Probation - Programs Ordered.....	119
Statewide Adult Programs Ordered Graph.....	121
Adult Risk Classification.....	122
Adult Risk Classification Graph.....	124
Active Juvenile Caseload	125
Active Juvenile Intensive Probation Supervision (IPS) Caseload	127
Statewide Active Juvenile Caseload Graph.....	128
Statewide Juvenile Investigations Graph.....	128
Juvenile Investigations Report	129

Juvenile Risk Classification	132
Juvenile Risk Classification Graph	134
Juvenile Court Activity	
Juvenile Petitions Continued Under Supervision/Adjudications	135
Juvenile Programs Ordered	138
Juvenile Placements	141

APPELLATE COURT OF ILLINOIS

Map of Appellate and Supreme Court Judicial Districts and Directory of Appellate Clerks	146
--	-----

Graphical Presentation of Five-Year Trends -- Total Caseload and Caseload by District	147
--	-----

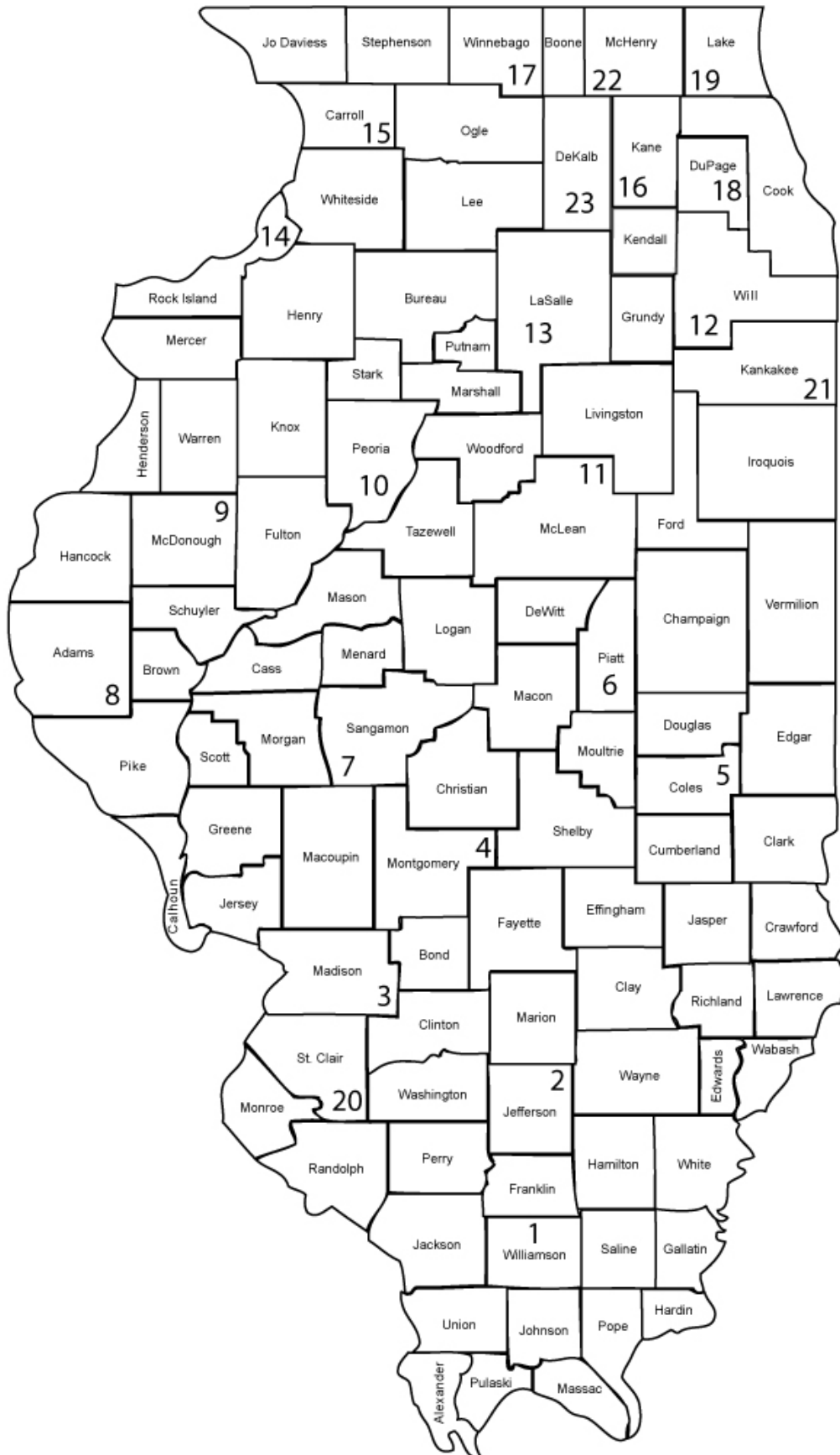
Caseload and Statistical Records	151
Caseload Summary by District	152
Case Dispositions by District	153
Method of Case Disposition	154
Time Lapse: Case Filing to Disposition	155
Time Lapse: Brief Filing to Disposition	156
Opinions and Rule 23 Orders	157

SUPREME COURT OF ILLINOIS

Caseload and Statistical Records -- Five-Year Trends and 2016 Data	159
Case Filings and Dispositions	160
Table 1: Summary of Case Filings and Final Dispositions, 2012 – 2016	163
Table 2: Summary of Petitions for Leave to Appeal and/or Appeal as a Matter of Right Under Rules 315/317 - General Docket, 2012 – 2016	164
Table 3: Mandatory Jurisdiction Appeals - General Docket, 2012 – 2016	165
Table 4: General Docket, People and Civil Cases, 2012 – 2016	166
Table 5: Summary of the Call of the Docket, 2012 – 2016	166
Table 6: Summary of Opinions, 2012 – 2016	167
Table 7: Summary of Rehearings, 2012 – 2016	167
Table 8: Attorney Disciplinary Cases, Calendar Year 2016	168
Figure 1: Filings, 2012 – 2016	169
Figure 2: Petitions for Leave to Appeal Filed as a Percent of Appeals Decided by Appellate Court Opinion or Rule 23 Order, 2012 – 2016	169

CIRCUIT COURTS OF ILLINOIS

MAP OF JUDICIAL CIRCUITS OF ILLINOIS



DIRECTORY OF CIRCUIT CLERKS OF ILLINOIS

<u>County</u>	<u>Clerk of the Court</u>	<u>Mailing Address</u>	<u>City & Zip</u>	<u>Judicial Circuit</u>	<u>2016. Est. U.S. Census</u>	<u>Telephone</u>
Adams	Lori Geschwandner	521 Vermont Street	Quincy 62301-2934	8	66,578	217/277-2100
Alexander	Paul L. Jones	2000 Washington Avenue	Cairo 62914	1	6,478	618/734-0107
Bond	Rex Catron	200 West College Ave.	Greenville 62246	3	16,824	618/664-3208
Boone	Linda Anderson	601 North Main St., Suite 303	Belvidere 61008-2644	17	53,503	815/544-0371
Brown	Rhonda Johnson	200 Court Street, Room 5	Mt. Sterling 62353-1233	8	6,762	217/773-2713
Bureau	Dawn Reglin	700 South Main Street	Princeton 61356-2037	13	33,359	815/872-2001
Calhoun	Yvonne M. Macauley	P.O. Box 486	Hardin 62047-0486	8	4,894	618/576-2451
Carroll	Patty Hiher	301 North Main St., P.O. Box 32	Mt. Carroll 61053-0032	15	14,539	815/244-0230
Cass	Chere Kay Garner	P.O. Box 203	Virginia 62691-0203	8	12,676	217/452-7225
Champaign	Katie Blakeman	101 East Main Street	Urbana 61801-2736	6	208,419	217/384-3725
Christian	Julie Mayer	101 South Main, P.O. Box 617	Taylorville 62568-0617	4	33,309	217/824-4966
Clark	Ami Shaw	P.O. Box 187	Marshall 62441-0187	5	15,938	217/826-2811
Clay	Crystal Ballard	111 Chestnut St., P.O. Box 100	Louisville 62858-0100	4	13,300	618/665-3523
Clinton	Rod Kloeckner	850 Fairfax Street	Carlyle 62231-0407	4	37,729	618/594-6615
Coles	Melissa Hurst	651 Jackson Ave., Room 128	Charleston 61920	5	52,343	217/348-0516
Cook	Dorothy Brown	50 W. Washington, Suite 1001	Chicago 60602-1305	Cook	5,203,499	312/603-5030
Crawford	Angela Reinoehl	P.O. Box 655	Robinson 62454-0655	2	19,308	618/544-3512
Cumberland	Rhonda M. Wilson	1 Courthouse Square Room 107	Toledo 62468-0145	5	10,858	217/849-3601
DeKalb	Maureen A. Josh	133 West State Street	Sycamore 60178-1416	23	104,528	815/895-7138
DeWitt	Michelle R. Van Valey	201 West Washington	Clinton 61727-0439	6	16,226	217/935-7750
Douglas	Julie Mills	401 South Center, P.O. Box 50	Tuscola 61953-0050	6	19,630	217/253-2352
DuPage	Chris Kachiroubas	P.O. Box 707	Wheaton 60187-0707	18	929,368	630/407-8700
Edgar	Angela R. Barrett	115 West Court Street, Room M	Paris 61944-1739	5	17,566	217/466-7447
Edwards	Margaret Branum	50 East Main Street, Suite 7	Albion 62806-1262	2	6,523	618/445-2016
Effingham	John Niemerg	120 W. Jefferson Ave., Suite 101	Effingham 62401-0586	4	34,386	217/342-4065
Fayette	Kathy Emerick	221 South 7th St.	Vandalia 62471-2755	4	21,789	618/283-5009
Ford	Kim Evans	200 West State	Paxton 60957-0080	11	13,575	217/379-9420
Franklin	Jim Muir	P.O. Box 485	Benton 62812-0485	2	39,156	618/439-2011
Fulton	Joseph Yurkovich	P.O. Box 152	Lewistown 61542-0152	9	35,536	309/547-3041
Gallatin	Brittney Capeheart	P.O. Box 249	Shawneetown 62984-0249	2	5,212	618/269-3140
Greene	Shirley Thornton	519 Main Street	Carrollton 62016	7	13,093	217/942-3421
Grundy	Corri Trotter	P.O. Box 707	Morris 60450	13	50,437	815/941-3258
Hamilton	Beth Sandusky	100 South Jackson Street	McLeansboro 62859	2	8,061	618/643-3224
Hancock	John Neally	P.O. Box 189	Carthage 62321	9	18,508	217/357-2616

DIRECTORY OF CIRCUIT CLERKS OF ILLINOIS

<u>County</u>	<u>Clerk of the Court</u>	<u>Mailing Address</u>	<u>City & Zip</u>	<u>Judicial Circuit</u>	<u>2016. Est. U.S. Census</u>	<u>Telephone</u>
Hardin	Nancy Pennell	P.O. Box 308	Elizabethtown 62931	2	4,024	618/287-2735
Henderson	Sandra Keane	P.O. Box 546	Oquawka 61469-0546	9	6,869	309/867-3121
Henry	Jackie Oberg	307 West Center	Cambridge 61238	14	49,280	309/937-3496
Iroquois	Lisa K. Hines	550 South 10th Street	Watseka 60970	21	28,334	815/432-6950
Jackson	Cindy R. Svanda	P.O. Box 730	Murphysboro 62966	1	58,870	618/687-7300
Jasper	Jamie Blake	100 West Jourdan Street	Newton 62448-1973	4	9,536	618/783-2524
Jefferson	Randy Pollard	P.O. Box 1266	Mt. Vernon 62864-1266	2	38,460	618/244-8008
Jersey	Charles E. Huebener	201 West Pearl Street	Jerseyville 62052-1852	7	22,025	618/498-5571
Jo Daviess	Sharon Wand	330 North Bench Street	Galena 61036-1828	15	21,770	815/777-0037
Johnson	Ryan M. O'Neal	401 Court Street Suite A.	Vienna 62995-0517	1	12,902	618/658-4751
Kane	Thomas Hartwell	540 S. Randall Rd.	St. Charles 60174	16	531,715	630/232-3413
Kankakee	Sandra Cianci	450 East Court Street	Kankakee 60901	21	110,008	815/936-5700
Kendall	Robyn Ingemunson	807 West John Street	Yorkville 60560	23	124,695	630/553-4183
Knox	Kelly Cheesman	200 South Cherry Street	Galesburg 61401	9	50,938	309/345-6719
Lake	Erin Cartwright Weinstein	18 North County Street	Waukegan 60085-4369	19	703,047	847/377-3380
LaSalle	James Olson	119 West Madison Street, Room 201	Ottawa 61350	13	110,642	815/434-8671
Lawrence	Peggy Frederick	1100 State Street	Lawrenceville 62439	2	16,377	618/943-2815
Lee	Denise A. McCaffrey	309 South Galena Ave., Suite 320	Dixon 61021-0325	15	34,251	815/284-5234
Livingston	LeAnn Dixon	110 N. Main St.	Pontiac 61764-0320	11	36,526	815/844-2602
Logan	Mary Kelley	P.O. Box 158	Lincoln 62656	11	29,527	217/735-2376
McDonough	Kimberly Wilson	#1 Courthouse Square	Macomb 61455	9	30,996	309/837-4889
McHenry	Katherine M. Keefe	2200 N. Seminary Ave., Room 352	Woodstock 60098	22	307,004	815/334-4310
McLean	Don Everhart	104 West Front, Room 404	Bloomington 61701	11	172,418	309/888-5301
Macon	Lois Durbin	253 East Wood Street	Decatur 62523	6	106,550	217/424-1454
Macoupin	Lee Ross	P.O. Box 197	Carlinville 62626-0197	7	45,908	217/854-3211
Madison	Mark Von Nida	155 North Main Street	Edwardsville 62025	3	265,759	618/692-6240
Marion	Ronda Yates	P.O. Box 130	Salem 62881	4	38,140	618/548-3856
Marshall	Gina M. Noe	122 North Prairie, P.O. Box 328	Lacon 61540-0328	10	11,939	309/246-6435
Mason	Michael D. Roat	125 North Plum	Havana 62644	8	13,507	309/543-6619
Massac	Larry Grace	P.O. Box 152	Metropolis 62960	1	14,658	618/524-5011
Menard	Penny Hoke	P.O. Box 466	Petersburg 62675-0466	8	12,516	217/632-2615
Mercer	Kristin Relander	100 Southeast 3rd Street	Aledo 61231	14	15,730	309/582-7122
Monroe	Lisa Fallon	100 South Main Street, Room 115	Waterloo 62298	20	34,068	618/939-8681
Montgomery	Holly Lemons	120 North Main, Room 125	Hillsboro 62049	4	28,952	217/532-9546

DIRECTORY OF CIRCUIT CLERKS OF ILLINOIS

<u>County</u>	<u>Clerk of the Court</u>	<u>Mailing Address</u>	<u>City & Zip</u>	<u>Judicial Circuit</u>	<u>2016. Est. U.S. Census</u>	<u>Telephone</u>
Morgan	Amy Sipes	P.O. Box 1120	Jacksonville 62651	7	34,277	217/243-5419
Moultrie	Cynthia Braden	10 South Main, Suite 7	Sullivan 61951	6	14,827	217/728-4622
Ogle	Kimberly A. Stahl	106 South 5th Street, Suite 300	Oregon 61061	15	51,273	815/732-3201
Peoria	Robert M. Spears	324 Main Street, Room G-22	Peoria 61602	10	185,006	309/672-6989
Perry	Kimberly J. Kellerman	P.O. Box 219	Pinckneyville 62274	20	21,357	618/357-6726
Piatt	Garel Spainhour	101 W. Washington, P.O. Box 288	Monticello 61856-0288	6	16,560	217/762-4966
Pike	Debbie Dugan	100 East Washington	Pittsfield 62363	8	15,950	217/285-6612
Pope	Sean M. Goins	310 East Main St., P.O. Box 438	Golconda 62938	1	4,157	618/683-3941
Pulaski	Cindy Kennedy	500 Illinois Ave	Mound City 62963	1	5,619	618/748-9300
Putnam	Cathy J. Oliveri	120 North 4th Street	Hennepin 61327	10	5,611	815/925-7016
Randolph	Sherry Johnson	1 Taylor Street, Room 302	Chester 62233	20	32,621	618/826-5000
Richland	Zach Holder	103 West Main #21	Olney 62450	2	15,930	618/392-2151
Rock Island	Tammy Weikert	P.O. Box 5230	Rock Island 61204-5230	14	144,784	309/786-4451
St. Clair	Kahalal Clay	10 Public Square	Belleville 62220	20	262,759	618/277-6832
Saline	Randy Nyberg	10 East Poplar Street	Harrisburg 62949	1	24,307	618/253-5096
Sangamon	Paul Palazzolo	200 South 9th Street, Room 405	Springfield 62701	7	197,499	217/753-6674
Schuyler	Elaine Boyd	P.O. Box 80	Rushville 62681-0189	8	6,923	217/322-4633
Scott	Staci J. Evans	35 East Market Street	Winchester 62694	7	5,053	217/742-5217
Shelby	Susan Arthur	P.O. Box 469	Shelbyville 62565	4	21,717	217/774-4212
Stark	Julie Kenney	130 West Main St., P.O. Box 426	Toulon 61483	10	5,776	309/286-5941
Stephenson	Nathan Luy	15 North Galena Ave.	Freeport 61032	15	45,624	815/235-8266
Tazewell	Lincoln C. Hobson	342 Court Street	Pekin 61554	10	134,385	309/477-2214
Union	Tiffany Busby	309 West Market, Room 101	Jonesboro 62952	1	17,212	618/833-5913
Vermilion	Dennis Gardner	7 North Vermilion	Danville 61832	5	78,111	217/554-7700
Wabash	Angela K. Crum	401 Market Street, P.O. Box 997	Mt. Carmel 62863	2	11,492	618/262-5362
Warren	Denise L Schreck	100 West Broadway	Monmouth 61462	9	17,378	309/734-5179
Washington	Cynthia Barczewski	125 E. Elm Street	Nashville 62263	20	14,154	618/327-4800
Wayne	Pam Southerd	301 East Main Street, Suite 204	Fairfield 62837	2	16,396	618/842-7684
White	Kelly Fulkerson	P.O. Box 310	Carmi 62821	2	14,292	618/382-2321
Whiteside	Sue R. Costello	200 East Knox Street	Morrison 61270	14	56,536	815/772-5170
Will	Andrea Chasteen	14 West Jefferson Street	Joliet 60432	12	689,529	815/727-8592
Williamson	Angie Kochan	200 West Jefferson, Suite 100	Marion 62959	1	67,560	618/997-1301
Winnebago	Thomas Klein	400 West State St., Room 100	Rockford 61101	17	285,873	815/319-4500
Woodford	Lynne R. Gilbert	P.O. Box 284	Eureka 61530	11	39,140	309/467-3312

**GRAPHICAL PRESENTATION
OF
FIVE-YEAR TRENDS
--
TOTAL CASELOAD
AND
SELECTED CASE CATEGORIES**

DEFINITION OF CASE CATEGORIES

CIVIL CATEGORY

AR	An Arbitration case number shall be assigned to every arbitration-eligible case at the time it is filed. NOTE: This case category shall be used only by counties that have initiated Mandatory Arbitration as defined by Supreme Court Rules 86 through 95.
CH	A Chancery case number shall be assigned to a complaint for equitable relief in matters such as foreclosures, trusts, and title to real property.
ED	An Eminent Domain case number shall be assigned to proceedings involving compensation to an owner for property taken for public use.
L	A Law case number shall be assigned to tort, contract, and a variety of other actions in which the damages sought are greater than \$50,000.
LM	A Law Magistrate case number shall be assigned to tort, contract, and a variety of other actions in which the damages sought are \$50,000 or less.
MC	Each Municipal Corporation shall have one permanent case number and file folder for routine matters to be considered by the court. This file will contain such matters as organization, appointment of officers, approval of bonds, and routine orders confirming annexation.
MH	A Mental Health case number shall be assigned to proceedings involving commitment, discharge, or restoration to legal status.
MR	A Miscellaneous Remedy case number shall be assigned to complaints seeking review of administrative decisions (other than of a tax commission) and a variety of other actions that include change of name, habeas corpus, and extradition.
P	A Probate case number shall be assigned to estates of decedents and guardianship matters.
SC	A Small Claim case number shall be assigned to "... a civil action based on either tort or contract for money not in excess of \$10,000, exclusive of interest and costs, or for the collection of taxes not in excess of that amount" (Supreme Court Rule 281.)
TX	A Tax case number shall be assigned to the annual tax sale and a variety of other actions relating to the collection of taxes. Petitions for tax deeds and objections are part of the annual tax sale proceeding and will be assigned sub-numbers of the annual tax sale case number.

DOMESTIC RELATIONS CATEGORY

AD	An Adoption case number shall be assigned to every adoption case.
D	A Dissolution case number shall be assigned to a complaint for dissolution of marriage, annulment, or separate maintenance.
F	A Family case number shall be assigned to a variety of matters including proceedings to establish the parent-child relationship, notice to putative fathers, and certain actions relating to child support. NOTE: Petitions for orders of protection filed as separate cases are filed under the OP category.
OP	An Order of Protection case number shall be assigned to any petition for an order of protection or civil no contact order that is filed separately from an existing case. NOTE: If it is the practice of a county or circuit not to file orders of protection in existing criminal or civil cases, that practice may be continued and all petitions for orders of protection should be given an OP number.

JUVENILE CATEGORY

J	A Juvenile case number shall be assigned to any proceeding initiated under the Juvenile Court Act of 1987 (705 ILCS 405/1- 1 <i>et. seq.</i>) except those defined by the JA and JD categories below.
JA	A Juvenile Abuse and Neglect case number shall be assigned to all cases involving a neglected or abused minor as defined by the Juvenile Court Act of 1987 (705 ILCS 405/2-3(1) and (2)).
JD	A Juvenile Delinquency case number shall be assigned to all cases involving a delinquent minor as defined by the Juvenile Court Act of 1987 (705 ILCS 405/5-105).

CRIMINAL CATEGORY

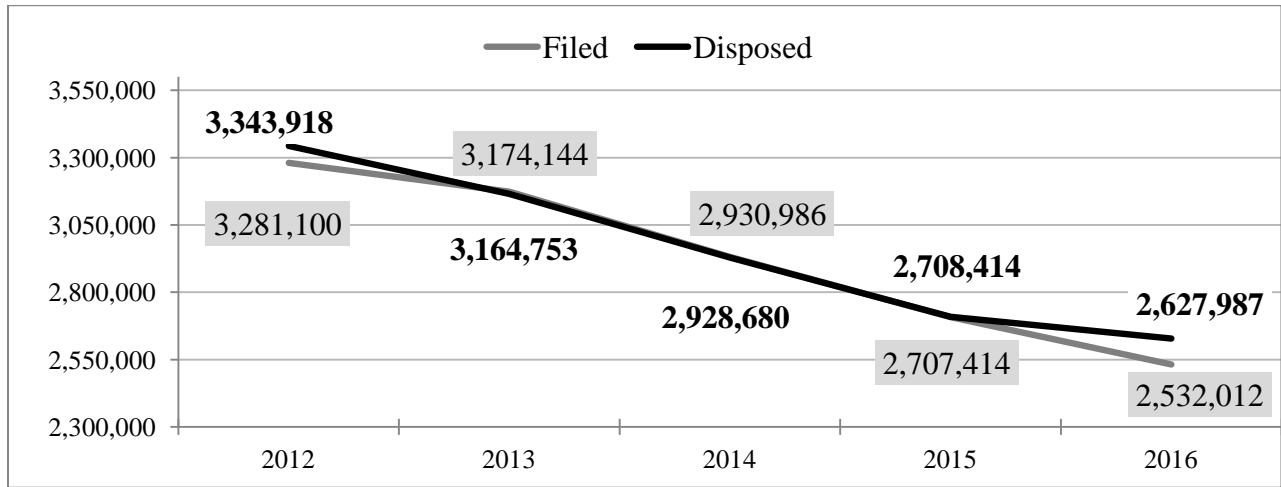
CF	A Felony case number shall be assigned when a complaint, information or indictment is filed in which at least one count charges a felony.
CM	A Misdemeanor case number shall be assigned when a case is filed in which the most serious charge carries a penalty of less than one year imprisonment.
DT	A Driving Under the Influence case number shall be assigned to any case charging a violation of a statute, ordinance, or regulation governing driving under the influence of alcohol, other drug, or combination thereof.

QUASI-CRIMINAL CATEGORY

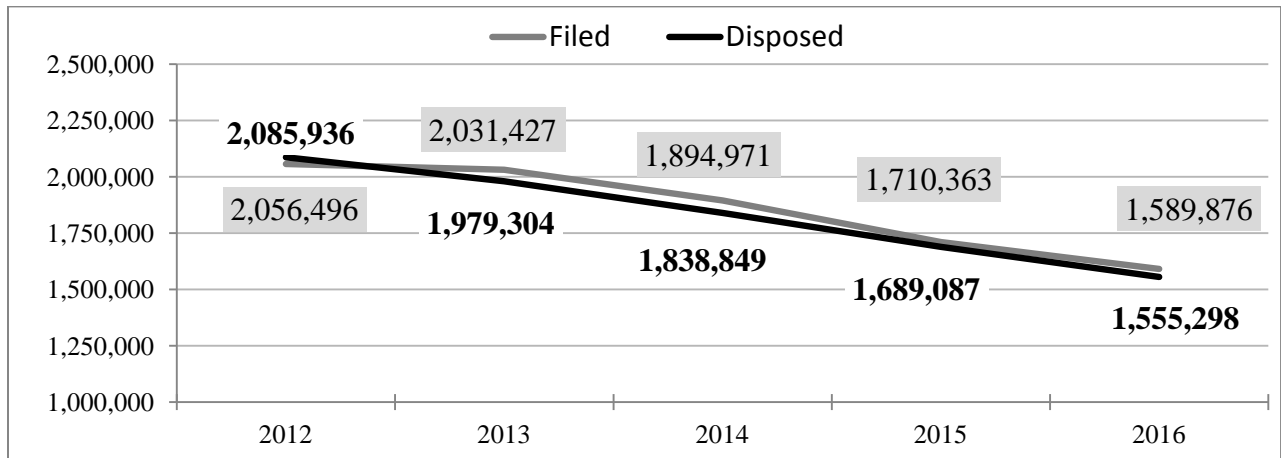
TR	A Traffic case number shall be assigned to any case defined by Supreme Court Rule 501(f), except DUI cases. Note that a violation of a traffic ordinance as defined by Rule 501(f) is given a TR number.
CV	A Conservation case number shall be assigned to any case defined by Supreme Court Rule 501(c).
OV	An Ordinance Violation case number shall be assigned to any case in which violation of a local ordinance is charged. However, violation of a traffic ordinance as defined by Supreme Court Rule 501(f) shall be given a TR or DT number, as appropriate.
CL	A Civil Law case number shall be assigned to all cases for civil law violations charged under paragraph (a), Section 4 of the Cannabis Control Act (720 ILCS 550/4(a)), or Paragraph (c), Section 3.5 of the Drug Paraphernalia Control Act (720 ILCS 600/3.5(c)). In accordance with Supreme Court Rule 589, each Uniform Civil Law Citation form shall be assigned a separate case number.

CIRCUIT COURTS OF ILLINOIS FIVE-YEAR TRENDS

Total Caseload

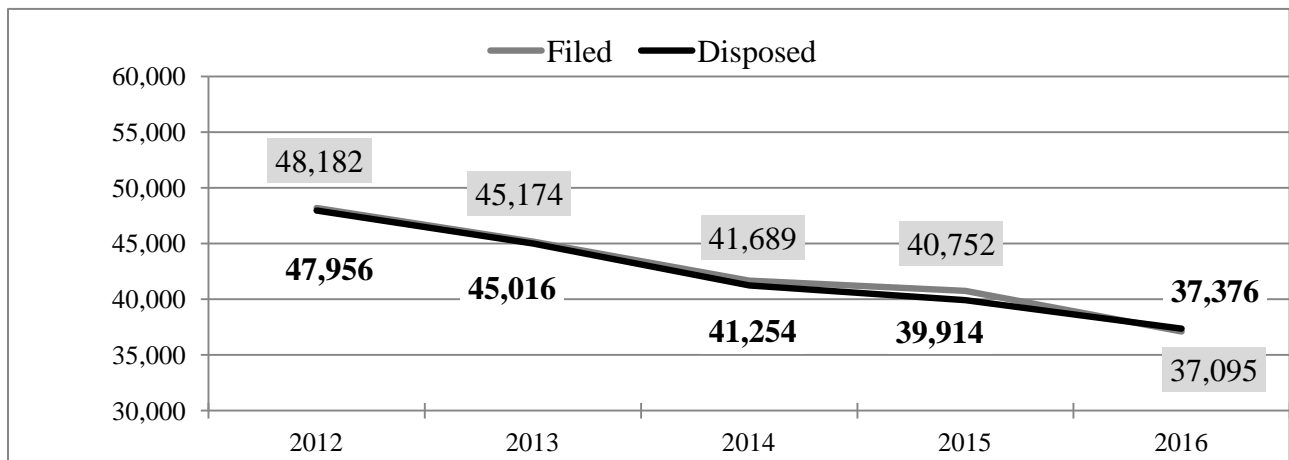


Traffic Cases*



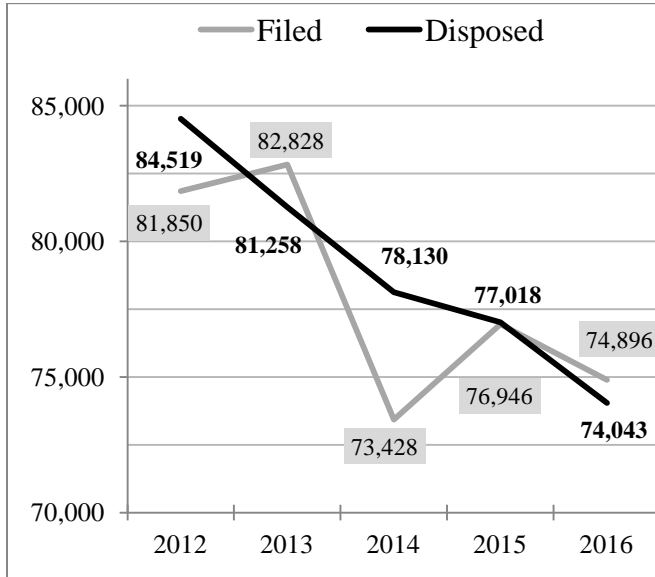
*Excluding parking tickets and DUI

DUI Cases

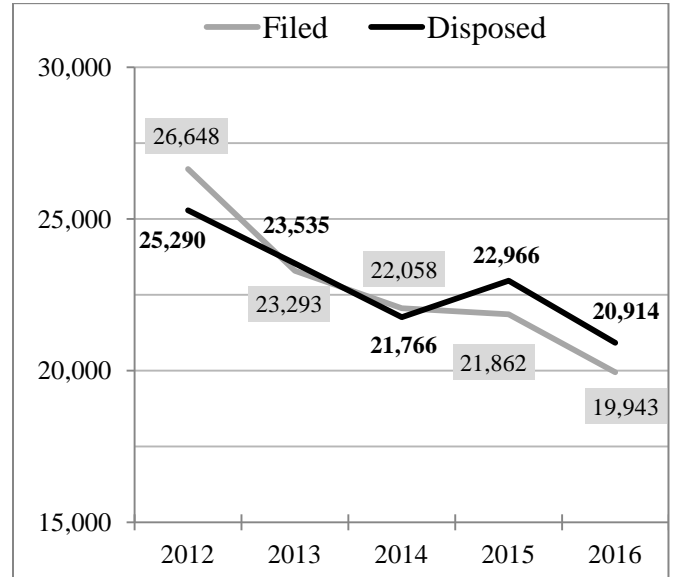


CIRCUIT COURTS OF ILLINOIS FIVE-YEAR TRENDS

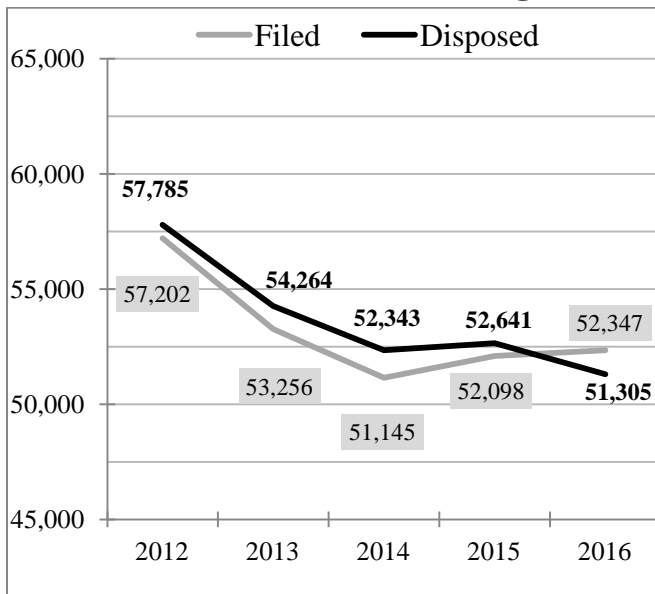
Felony



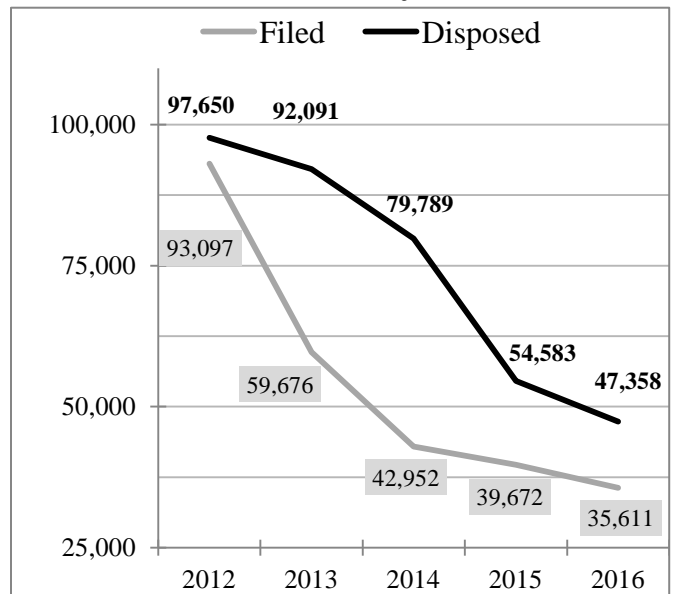
Juvenile



Dissolution of Marriage

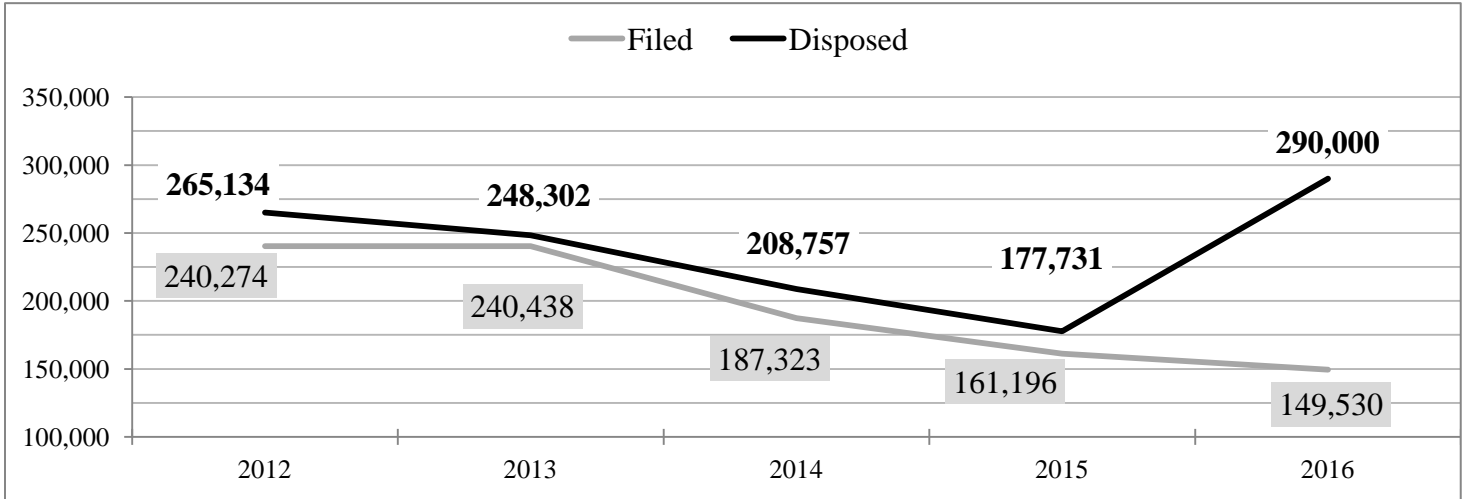


Chancery

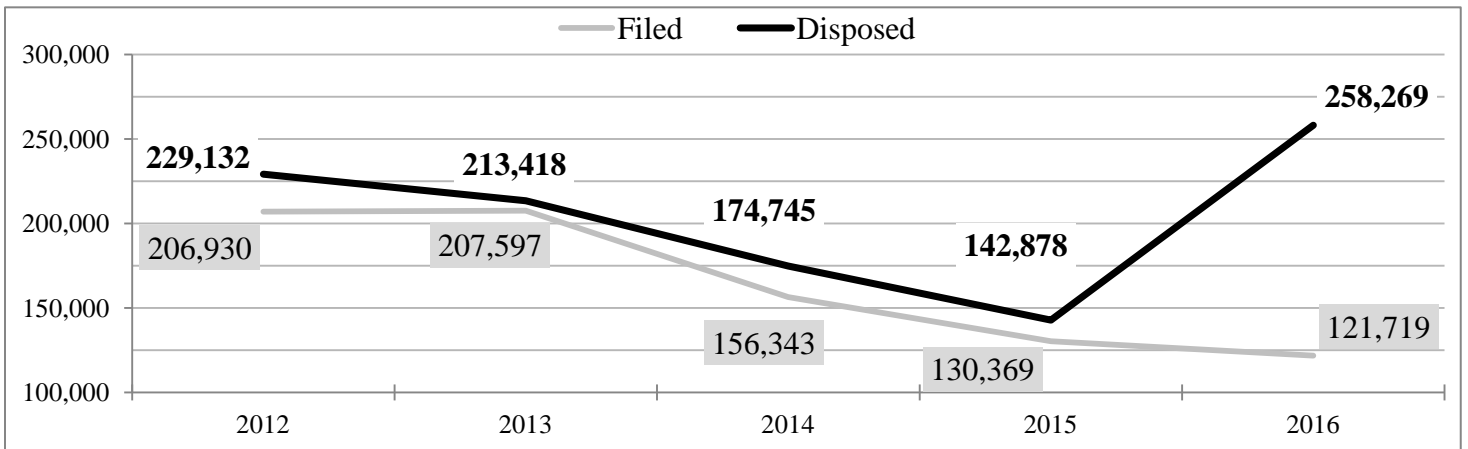


CIRCUIT COURTS OF ILLINOIS FIVE-YEAR TRENDS

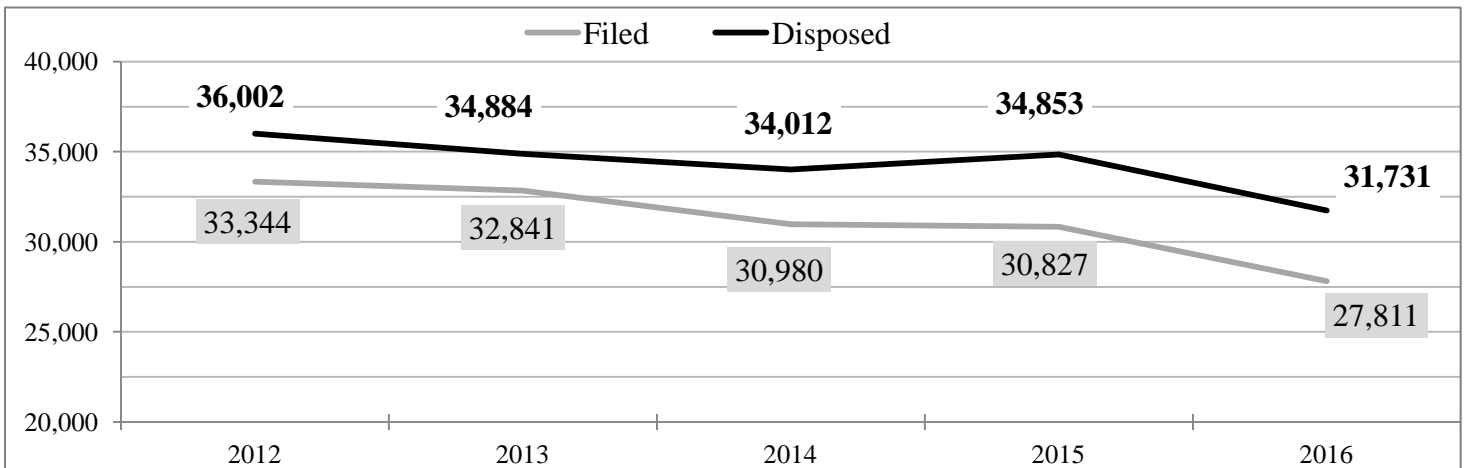
All Law Cases



Law Cases \$50,000 and Less



Law Cases Over \$50,000



CASELOAD, CLEARANCE RATE
AND
STATISTICAL RECORDS
OF THE
CIRCUIT COURTS
OF ILLINOIS

**CASELOAD SUMMARIES BY CIRCUIT
CIRCUIT COURTS OF ILLINOIS
CALENDAR YEAR 2016**

CIRCUIT	NEW FILED	REINSTATED	DISPOSED	PENDING AT END
1st	68,696	58	63,315	133,769
2nd	36,568	16	35,063	45,040
3rd	75,704	1,262	73,388	65,592
4th	47,440	86	46,236	36,903
5th	32,994	0	29,272	50,945
6th	64,140	935	64,806	63,826
7th	75,513	43	77,602	82,993
8th	28,239	14	27,906	19,689
9th	30,675	32	31,528	24,827
10th	70,781	24	69,675	52,190
11th	57,406	1,067	59,496	41,226
12th	126,054	3,743	132,385	80,886
13th	38,326	735	38,197	19,815
14th	52,628	82	49,797	58,001
15th	37,289	14	36,704	25,438
16th	75,848	787	84,406	48,993
17th	77,367	220	75,666	93,946
18th	185,905	10,750	198,414	53,923
19th	134,203	4,919	142,748	37,721
20th	81,178	239	88,697	75,051
21st	27,668	1	27,903	55,827
22nd	57,576	1,921	59,997	16,895
23rd	34,717	1,216	37,100	20,451
DOWNSTATE TOTAL .	1,516,915	28,164	1,550,301	1,203,947
COOK COUNTY	1,015,097	20,926	1,077,686	1,105,634
STATE TOTAL	2,532,012	49,090	2,627,987	2,309,581

**CASE FILING RATIO: JUDGE/POPULATION
CIRCUIT COURTS OF ILLINOIS
CALENDAR YEAR 2016**

CIRCUIT	NUMBER OF COUNTIES	2016 CENSUS POPULATION ESTIMATE	TOTAL NUMBER OF CASES FILED DURING 2016 **	NUMBER OF JUDGES			NUMBER OF CASES FILED PER JUDGE	NUMBER OF CASES FILED PER 1000 POPULATION
				CIRCUIT	ASSOCIATE	TOTAL*		
1st	9	211,763	68,696	13	7	20	3,434.8	324.4
2nd	12	195,231	36,568	15	6	21	1,741.3	187.3
3rd	2	282,583	75,704	9	13	22	3,441.1	267.9
4th	9	238,858	47,440	11	7	18	2,635.6	198.6
5th	5	174,816	32,994	12	5	17	1,940.8	188.7
6th	6	382,212	64,140	14	11	25	2,565.6	167.8
7th	6	317,855	75,513	11	10	21	3,595.9	237.6
8th	8	139,806	28,239	11	5	16	1,764.9	202.0
9th	6	160,225	30,675	10	4	14	2,191.1	191.4
10th	5	342,717	70,781	10	10	20	3,539.1	206.5
11th	5	291,186	57,406	10	10	20	2,870.3	197.1
12th	1	689,529	126,054	16	20	36	3,501.5	182.8
13th	3	194,438	38,326	8	5	13	2,948.2	197.1
14th	4	266,330	52,628	12	10	22	2,392.2	197.6
15th	5	167,457	37,289	8	8	16	2,330.6	222.7
16th	1	531,715	75,848	12	17	29	2,615.4	142.6
17th	2	339,376	77,367	10	14	24	3,223.6	228.0
18th	1	929,368	185,905	15	29	44	4,225.1	200.0
19th	1	703,047	134,203	15	23	38	3,531.7	190.9
20th	5	364,959	81,178	12	12	24	3,382.4	222.4
21st	2	138,342	27,668	7	4	11	2,515.3	200.0
22nd	1	307,004	57,576	8	11	19	3,030.3	187.5
23rd	2	229,223	34,717	8	5	13	2,670.5	151.5
DOWNSTATE TOTAL	101	7,598,040	1,516,915	257	246	503	3,015.7	199.6
COOK COUNTY	1	5,203,499	1,015,097	238	141	379	2,678.4	195.1
STATE TOTAL	102	12,801,539	2,532,012	495	387	882	2,870.8	197.8

*Average number of sitting Circuit Judges

**Total of all cases in all categories: Civil; Domestic Relations; Criminal; Quasi-Criminal; and Juvenile

CLEARANCE RATES* BY CATEGORIES
ALL CASE TYPES

CALENDAR YEAR 2016

Circuit	2016	2015	2014	2013	2012
1st	92.1%	94.9%	94.1%	93.2%	95.9%
2nd	95.8%	98.0%	98.2%	97.5%	95.9%
3rd	95.4%	95.9%	98.9%	100.9%	98.3%
4th	97.3%	94.1%	98.2%	104.0%	96.4%
5th	88.7%	90.3%	89.7%	89.9%	92.6%
6th	99.6%	99.8%	97.9%	98.1%	99.9%
7th	102.7%	101.1%	98.4%	99.6%	97.3%
8th	98.8%	99.7%	99.5%	97.3%	98.5%
9th	102.7%	95.8%	95.2%	100.4%	101.6%
10th	98.4%	102.3%	89.5%	97.5%	100.4%
11th	101.7%	98.5%	98.8%	99.5%	98.2%
12th	102.0%	101.3%	101.5%	102.9%	103.1%
13th	97.8%	97.5%	100.7%	106.2%	99.2%
14th	94.5%	93.1%	96.8%	99.4%	96.8%
15th	98.4%	96.3%	100.4%	100.2%	99.5%
16th	110.1%	100.4%	100.2%	99.9%	107.3%
17th	97.5%	97.8%	97.8%	95.3%	100.4%
18th	100.9%	101.0%	101.0%	101.9%	101.2%
19th	102.6%	101.2%	101.1%	102.7%	101.0%
20th	108.9%	116.3%	101.1%	96.6%	101.5%
21st	100.8%	101.8%	95.2%	93.1%	96.4%
22nd	100.8%	100.9%	102.6%	102.1%	103.2%
23rd	103.2%	102.2%	101.1%	102.2%	101.3%
DOWNSTATE TOTAL .	100.3%	100.1%	98.9%	99.8%	100.3%
COOK COUNTY	104.0%	95.5%	96.9%	95.6%	98.6%
STATE TOTAL	101.8%	98.3%	98.1%	98.0%	99.6%

CLEARANCE RATES* BY CIRCUIT
CIVIL CATEGORY

(Arbitration, Chancery, Eminent Domain, Law, Law Magistrate, Municipal Corporation,
Mental Health, Miscellaneous Remedy, Probate, Small Claims, Tax)

CALENDAR YEAR 2016

Circuit	2016	2015	2014	2013	2012
1st	90.6%	92.1%	93.4%	96.7%	101.7%
2nd	89.2%	94.5%	89.1%	94.2%	82.2%
3rd	94.3%	103.8%	100.0%	93.4%	91.3%
4th	89.1%	89.8%	97.1%	92.7%	94.1%
5th	66.0%	72.6%	71.9%	75.1%	86.7%
6th	95.7%	91.4%	89.3%	87.6%	85.4%
7th	97.4%	100.4%	104.1%	98.0%	87.9%
8th	100.8%	103.0%	91.7%	94.9%	103.3%
9th	100.9%	92.8%	93.0%	102.8%	105.3%
10th	98.4%	110.0%	98.9%	91.2%	97.6%
11th	100.0%	92.9%	100.9%	93.2%	97.8%
12th	106.2%	112.0%	120.9%	117.2%	99.7%
13th	96.7%	101.5%	103.9%	104.8%	101.1%
14th	88.2%	92.2%	99.4%	102.0%	92.0%
15th	96.5%	100.7%	98.4%	105.6%	101.8%
16th	113.9%	98.3%	96.9%	103.8%	115.3%
17th	97.9%	99.0%	99.0%	98.4%	94.1%
18th	100.9%	102.1%	107.9%	112.2%	101.6%
19th	106.1%	104.0%	108.0%	115.1%	99.9%
20th	91.5%	110.7%	99.9%	105.5%	108.3%
21st	120.8%	99.0%	99.4%	118.3%	100.9%
22nd	105.1%	105.9%	111.2%	109.4%	105.2%
23rd	109.5%	109.8%	111.4%	117.3%	103.3%
DOWNSTATE TOTAL .	98.6%	100.5%	101.9%	103.3%	98.7%
COOK COUNTY	154.0%	97.4%	108.3%	103.3%	100.2%
STATE TOTAL	127.0%	98.9%	105.1%	103.3%	99.5%

*CLEARANCE RATE PERCENTAGE EQUALS THE NUMBER OF DISPOSED CASES DIVIDED BY THE SUM OF NEW FILED AND REINSTATED CASES, WITH THE TOTAL MULTIPLIED BY 100

**CLEARANCE RATES* BY CIRCUIT
DOMESTIC RELATIONS CATEGORY**

(Adoption, Dissolution of Marriage, Family, Order of Protection)

CALENDAR YEAR 2016

Circuit	2016	2015	2014	2013	2012
1st	90.1%	93.2%	97.8%	103.3%	95.4%
2nd	101.5%	97.1%	89.3%	93.7%	100.7%
3rd	95.7%	98.1%	101.8%	98.3%	95.6%
4th	90.4%	92.6%	92.4%	92.2%	95.8%
5th	69.5%	59.0%	71.4%	69.4%	75.7%
6th	79.7%	86.2%	91.1%	86.2%	88.9%
7th	97.0%	122.0%	87.8%	89.1%	98.7%
8th	95.5%	94.2%	96.1%	92.6%	98.5%
9th	97.2%	93.7%	93.7%	103.6%	103.4%
10th	92.0%	114.5%	89.0%	81.6%	92.6%
11th	102.0%	92.7%	89.9%	98.5%	89.8%
12th	104.1%	100.3%	98.9%	105.1%	97.7%
13th	97.7%	98.1%	101.3%	100.0%	97.6%
14th	86.3%	89.4%	93.2%	89.0%	90.3%
15th	93.8%	98.3%	97.8%	96.2%	89.7%
16th	95.7%	74.4%	77.3%	58.8%	69.8%
17th	94.4%	87.8%	107.4%	83.1%	84.5%
18th	91.7%	94.4%	120.2%	95.9%	98.9%
19th	98.1%	100.8%	102.3%	103.2%	102.6%
20th	90.0%	98.2%	95.3%	94.6%	103.9%
21st	83.0%	127.7%	112.6%	88.0%	91.9%
22nd	100.7%	96.3%	99.3%	102.7%	107.4%
23rd	95.6%	98.6%	106.2%	99.8%	103.0%
DOWNSTATE TOTAL .	93.7%	96.6%	96.6%	91.8%	94.1%
COOK COUNTY	95.3%	95.6%	102.6%	101.3%	100.4%
STATE TOTAL	94.4%	96.2%	99.0%	95.7%	96.7%

**CLEARANCE RATES* BY CIRCUIT
JUVENILE CATEGORY**

(Juvenile, Juvenile Abuse & Neglect, Juvenile Delinquency)

CALENDAR YEAR 2016

Circuit	2016	2015	2014	2013	2012
1st	77.3%	105.1%	77.4%	79.9%	85.5%
2nd	84.5%	70.0%	84.7%	78.6%	75.7%
3rd	90.0%	90.3%	96.9%	98.2%	99.1%
4th	85.8%	106.7%	82.2%	90.8%	84.5%
5th	49.6%	31.5%	30.6%	25.5%	37.0%
6th	105.0%	87.7%	79.3%	76.7%	111.5%
7th	102.3%	85.4%	86.4%	209.6%	274.5%
8th	64.7%	72.5%	93.5%	81.0%	83.2%
9th	63.5%	83.6%	88.4%	104.4%	92.2%
10th	103.3%	116.2%	89.7%	96.9%	108.1%
11th	119.9%	92.2%	65.4%	85.2%	165.9%
12th	115.4%	98.8%	95.4%	110.5%	100.7%
13th	77.7%	90.4%	99.5%	112.9%	96.0%
14th	80.6%	72.9%	82.1%	92.7%	70.9%
15th	94.0%	82.0%	90.1%	96.1%	101.2%
16th	112.6%	110.0%	128.0%	119.1%	110.0%
17th	98.4%	106.9%	117.5%	101.9%	75.8%
18th	120.2%	106.5%	97.2%	113.1%	94.8%
19th	101.5%	95.4%	103.6%	103.5%	54.1%
20th	94.5%	90.3%	81.7%	107.3%	91.4%
21st	125.7%	115.7%	84.9%	120.8%	83.7%
22nd	110.5%	101.0%	108.3%	100.0%	110.7%
23rd	106.9%	86.5%	91.4%	91.1%	126.6%
DOWNSTATE TOTAL .	95.7%	92.3%	90.1%	99.2%	96.5%
COOK COUNTY	123.2%	124.3%	112.9%	101.9%	81.4%
STATE TOTAL	103.9%	102.4%	97.7%	100.2%	90.6%

*CLEARANCE RATE PERCENTAGE EQUALS THE NUMBER OF DISPOSED CASES DIVIDED BY THE SUM OF NEW FILED AND REINSTATED CASES, WITH THE TOTAL MULTIPLIED BY 100

**CLEARANCE RATES* BY CIRCUIT
CRIMINAL CATEGORY**

(Felony, Misdemeanor, DUI)

CALENDAR YEAR 2016

Circuit	2016	2015	2014	2013	2012
1st	93.8%	99.1%	102.7%	104.2%	95.5%
2nd	92.0%	100.4%	107.3%	99.6%	98.9%
3rd	87.2%	85.0%	94.9%	100.2%	101.1%
4th	94.3%	93.0%	94.2%	101.4%	97.4%
5th	104.2%	102.0%	96.9%	103.3%	97.8%
6th	98.2%	94.1%	96.5%	102.3%	98.0%
7th	103.2%	99.0%	105.2%	106.6%	100.1%
8th	94.1%	97.5%	102.5%	97.8%	99.2%
9th	106.4%	93.0%	100.8%	107.5%	99.0%
10th	99.0%	96.8%	99.1%	102.0%	97.7%
11th	109.2%	98.3%	97.0%	93.6%	93.3%
12th	101.9%	94.8%	96.0%	100.6%	100.8%
13th	102.0%	94.2%	102.0%	107.7%	97.7%
14th	95.3%	90.5%	94.1%	101.7%	96.2%
15th	99.2%	94.2%	97.6%	96.5%	100.9%
16th	105.4%	113.4%	95.5%	92.7%	105.1%
17th	98.5%	101.7%	97.9%	98.7%	100.7%
18th	102.6%	97.4%	102.3%	103.9%	102.1%
19th	104.1%	97.9%	101.6%	102.6%	104.5%
20th	110.0%	118.0%	95.4%	91.7%	93.0%
21st	91.9%	100.6%	111.8%	89.5%	95.2%
22nd	96.9%	102.9%	102.7%	98.9%	107.5%
23rd	100.5%	104.4%	97.6%	93.5%	99.7%
DOWNSSTATE TOTAL .	100.0%	99.0%	99.1%	99.9%	99.6%
COOK COUNTY	89.0%	101.3%	101.2%	96.0%	102.5%
STATE TOTAL	94.9%	100.1%	100.1%	97.8%	101.1%

**CLEARANCE RATES* BY CIRCUIT
QUASI-CRIMINAL CATEGORY**

(Civil Law Violations, Conservation, Ordinance Violation, Traffic)

CALENDAR YEAR 2016

Circuit	2016	2015	2014	2013	2012
1st	92.4%	94.8%	93.5%	91.6%	95.4%
2nd	98.1%	99.3%	100.2%	98.8%	97.8%
3rd	97.6%	96.4%	99.2%	102.7%	99.2%
4th	100.5%	94.9%	100.2%	108.2%	97.0%
5th	97.0%	100.5%	98.4%	98.1%	96.8%
6th	103.4%	105.3%	101.9%	101.9%	105.0%
7th	104.9%	99.3%	97.0%	98.9%	97.6%
8th	100.0%	100.4%	101.4%	98.5%	97.8%
9th	103.7%	97.8%	94.7%	97.6%	101.5%
10th	98.9%	100.1%	86.6%	99.6%	101.8%
11th	100.6%	100.3%	99.9%	101.8%	98.7%
12th	100.9%	99.8%	98.4%	100.0%	104.3%
13th	97.7%	97.1%	99.6%	106.5%	99.2%
14th	97.3%	94.4%	97.1%	99.4%	99.1%
15th	99.0%	96.0%	101.6%	100.1%	99.6%
16th	110.9%	100.5%	102.1%	101.8%	107.8%
17th	97.6%	97.8%	96.3%	95.2%	103.9%
18th	100.9%	101.3%	99.6%	100.5%	101.2%
19th	102.2%	101.2%	99.9%	100.9%	101.4%
20th	114.4%	118.7%	103.0%	96.0%	101.9%
21st	98.1%	100.0%	90.6%	87.5%	95.9%
22nd	100.6%	100.2%	101.3%	101.1%	102.2%
23rd	102.8%	100.7%	99.5%	100.6%	100.6%
DOWNSSTATE TOTAL .	101.3%	100.5%	98.6%	99.7%	101.1%
COOK COUNTY	88.8%	93.1%	91.7%	92.3%	97.0%
STATE TOTAL	96.8%	97.9%	96.0%	96.8%	99.7%

*CLEARANCE RATE PERCENTAGE EQUALS THE NUMBER OF DISPOSED CASES DIVIDED BY THE SUM OF NEW FILED AND REINSTATED CASES, WITH THE TOTAL MULTIPLIED BY 100

CIVIL AND DOMESTIC RELATIONS CASELOAD STATISTICS BY COUNTY
CIRCUIT COURTS OF ILLINOIS
CALENDAR YEAR 2016

CIRCUIT / COUNTY		CIVIL															DOMESTIC RELATIONS							
		ARBITRATION	CHANCERY	EMINENT DOMAIN	LAW JURY > \$50,000	LAW NON-JURY > \$50,000	LAW JURY = < \$50,000	LAW NON-JURY = < \$50,000	MUNICIPAL CORPORATION	MENTAL HEALTH	MISC. REMEDY	PROBATE	SMALL CLAIMS	TAX	TOTAL CIVIL CASES	TOTAL ALL CASES*	CIVIL CASES AS % OF ALL CASES	ADOPTION	DISSOLUTION	FAMILY	ORDER OF PROTECTION	TOTAL DOMESTIC RELATIONS CASES	TOTAL ALL CASES*	DOMESTIC RELATIONS CASES AS % OF ALL CASES
1st..... ALEXANDER	New Filed	0	19	0	0	7	0	19	0	0	58	20	86	24	233	3,704	6.3	3	35	66	48	152	3,704	4.1
	Reinstated	0	0	0	0	0	0	0	0	0	0	0	0	0	0	0	0.0	0	0	0	0	0	0	0.0
	Disposed Of	0	4	0	1	8	0	3	0	0	5	2	55	10	88	3,452	2.5	0	7	20	20	47	3,452	1.4
	End Pending	0	126	7	22	64	1	258	1	0	972	242	839	303	2,835	35,792	7.9	41	304	651	645	1,641	35,792	4.6
1st..... JACKSON	New Filed	0	85	0	20	99	2	550	0	0	187	92	777	112	1,924	12,174	15.8	8	210	208	161	587	12,174	4.8
	Reinstated	0	1	0	0	0	0	4	0	0	0	1	2	0	8	8	100.0	0	0	0	0	0	8	0.0
	Disposed Of	0	78	0	45	83	2	545	0	1	171	108	795	129	1,957	11,952	16.4	10	190	213	166	579	11,952	4.8
	End Pending	0	83	1	100	149	3	143	4	0	111	382	308	29	1,313	3,816	34.4	2	85	64	11	162	3,816	4.2
1st..... JOHNSON	New Filed	0	29	0	8	7	1	31	0	0	132	29	97	20	354	3,731	9.5	4	55	17	67	143	3,731	3.8
	Reinstated	0	0	0	0	0	0	0	0	0	0	0	0	0	0	0	0.0	0	0	0	0	0	0	0.0
	Disposed Of	0	23	0	0	10	0	23	0	0	109	9	96	17	287	3,772	7.6	4	63	13	64	144	3,772	3.8
	End Pending	0	30	0	25	9	2	19	0	0	57	134	43	6	325	8,297	3.9	2	31	26	6	65	8,297	0.8
1st..... MASSAC	New Filed	0	36	0	0	16	0	63	0	0	108	41	198	38	500	5,762	8.7	6	82	51	96	235	5,762	4.1
	Reinstated	0	0	0	0	0	0	0	0	0	0	0	0	0	0	0	0.0	0	0	0	0	0	0	0.0
	Disposed Of	0	27	0	5	14	0	65	0	0	66	16	198	23	414	5,165	8.0	0	63	37	83	183	5,165	3.5
	End Pending	0	94	0	116	42	0	67	1	1	239	281	167	105	1,113	4,679	23.8	25	100	95	55	275	4,679	5.9
1st..... POPE	New Filed	0	6	0	0	3	0	8	0	0	35	8	26	4	90	1,047	8.6	1	9	13	11	34	1,047	3.2
	Reinstated	0	0	0	0	0	0	0	0	0	0	0	0	0	0	0	0.0	0	0	0	0	0	0	0.0
	Disposed Of	0	8	0	1	0	0	8	0	0	37	9	31	5	99	1,102	9.0	1	16	14	10	41	1,102	3.7
	End Pending	0	11	0	0	8	1	7	1	2	37	58	15	0	140	551	25.4	0	7	11	3	21	551	3.8
1st..... PULASKI	New Filed	0	8	0	0	4	0	8	0	0	70	20	66	28	204	14,217	1.4	0	26	43	13	82	14,217	0.6
	Reinstated	0	0	0	0	0	0	0	0	0	0	0	0	0	0	0	0.0	0	0	0	0	0	0	0.0
	Disposed Of	0	4	0	0	5	0	1	0	0	56	3	50	15	134	11,703	1.1	0	10	9	5	24	11,703	0.2
	End Pending	0	90	0	12	65	3	158	0	0	122	309	187	216	1,162	60,957	1.9	5	91	201	96	393	60,957	0.6
1st..... SALINE	New Filed	0	45	0	17	28	3	140	0	0	63	57	643	56	1,052	5,042	20.9	24	160	94	212	490	5,042	9.7
	Reinstated	0	0	0	0	0	0	0	0	0	0	0	0	0	0	1	0.0	0	0	0	0	0	1	0.0
	Disposed Of	0	43	0	4	38	0	121	0	0	38	43	483	36	806	4,548	17.7	5	172	86	201	464	4,548	10.2
	End Pending	0	109	0	161	91	7	160	0	7	210	515	456	122	1,838	4,577	40.2	82	239	180	123	624	4,577	13.6
1st..... UNION	New Filed	0	35	0	6	20	0	55	0	103	171	56	275	38	759	4,243	17.9	4	96	54	57	211	4,243	5.0
	Reinstated	0	0	0	0	0	0	0	0	0	0	0	0	0	0	0	0.0	0	0	0	0	0	0	0.0
	Disposed Of	0	36	0	1	24	0	40	0	91	153	39	279	32	695	4,040	17.2	4	88	53	63	208	4,040	5.1
	End Pending	0	67	0	34	40	1	51	0	59	130	859	146	46	1,433	5,630	25.5	1	58	48	53	160	5,630	2.8
1st..... WILLIAMSON	New Filed	0	153	0	152	107	0	522	0	1	358	151	1,285	124	2,853	18,776	15.2	58	349	243	432	1,082	18,776	5.8
	Reinstated	0	3	0	0	1	0	0	0	0	0	5	28	1	38	49	77.6	0	0	10	0	10	49	20.4
	Disposed Of	0	126	0	2	172	1	545	0	1	350	141	1,310	130	2,778	17,581	15.8	61	337	233	406	1,037	17,581	5.9
	End Pending	0	221	2	459	233	5	241	0	0	108	623	573	11	2,476	9,470	26.1	10	169	106	72	357	9,470	3.8

* TOTAL OF ALL CASES IN ALL CATEGORIES: CIVIL; DOMESTIC RELATIONS; CRIMINAL; QUASI-CRIMINAL; AND JUVENILE

**CIVIL AND DOMESTIC RELATIONS CASELOAD STATISTICS BY COUNTY
CIRCUIT COURTS OF ILLINOIS
CALENDAR YEAR 2016**

CIRCUIT / COUNTY		CIVIL															DOMESTIC RELATIONS							
		ARBITRATION	CHANCERY	EMINENT DOMAIN	LAW JURY > \$50,000	LAW NON-JURY > \$50,000	LAW JURY = < \$50,000	LAW NON-JURY = < \$50,000	MUNICIPAL CORPORATION	MENTAL HEALTH	MISC. REMEDY	PROBATE	SMALL CLAIMS	TAX	TOTAL CIVIL CASES	TOTAL ALL CASES*	CIVIL CASES AS % OF ALL CASES	ADOPTION	DISSOLUTION	FAMILY	ORDER OF PROTECTION	TOTAL DOMESTIC RELATIONS CASES	TOTAL ALL CASES*	DOMESTIC RELATIONS CASES AS % OF ALL CASES
1st CIRCUIT TOTAL	New Filed	0	416	0	203	291	6	1,396	0	104	1,182	474	3,453	444	7,969	68,696	11.6	108	1,022	789	1,097	3,016	68,696	4.4
	Reinstated	0	4	0	0	1	0	4	0	0	0	6	30	1	46	58	79.3	0	0	10	0	10	58	17.2
	Disposed Of	0	349	0	59	354	3	1,351	0	93	985	370	3,297	397	7,258	63,315	11.5	85	946	678	1,018	2,727	63,315	4.3
	End Pending	0	831	10	929	701	23	1,104	7	69	1,986	3,403	2,734	838	12,635	133,769	9.4	168	1,084	1,382	1,064	3,698	133,769	2.8
2nd..... CRAWFORD	New Filed	0	36	0	3	8	0	51	0	1	62	70	196	37	464	2,903	16.0	5	112	32	124	273	2,903	9.4
	Reinstated	0	0	0	0	1	0	0	0	0	0	0	3	0	4	7	57.1	0	1	2	0	3	7	42.9
	Disposed Of	0	31	0	2	9	0	50	0	1	41	45	163	19	361	2,663	13.6	7	96	25	127	255	2,663	9.6
	End Pending	0	187	0	27	27	0	104	0	0	71	491	225	63	1,195	3,022	39.5	14	213	147	10	384	3,022	12.7
2nd..... EDWARDS	New Filed	0	13	0	0	5	0	2	0	0	21	28	49	13	131	1,147	11.4	3	34	15	44	96	1,147	8.4
	Reinstated	0	0	0	0	0	0	0	0	0	0	0	0	0	0	0	0.0	0	0	0	0	0	0	0.0
	Disposed Of	0	7	0	1	2	0	5	0	0	14	14	39	9	91	1,128	8.1	3	35	12	44	94	1,128	8.3
	End Pending	0	15	0	3	8	0	4	0	1	37	86	25	9	188	590	31.9	0	20	9	0	29	590	4.9
2nd..... FRANKLIN	New Filed	0	89	0	3	84	0	174	0	0	208	131	428	96	1,213	6,985	17.4	29	243	163	443	878	6,985	12.6
	Reinstated	0	0	0	0	0	0	0	0	0	0	0	0	0	0	0	0.0	0	0	0	0	0	0	0.0
	Disposed Of	0	67	0	46	57	2	159	0	0	80	83	378	57	929	6,122	15.2	7	200	73	434	714	6,122	11.7
	End Pending	0	630	0	152	226	17	705	2	3	517	782	1,042	274	4,350	10,006	43.5	89	364	519	104	1,076	10,006	10.8
2nd..... GALLATIN	New Filed	0	10	0	0	4	0	16	0	0	22	13	38	4	107	1,246	8.6	1	22	18	55	96	1,246	7.7
	Reinstated	0	0	0	0	0	0	0	0	0	0	0	0	0	0	0	0.0	0	0	0	0	0	0	0.0
	Disposed Of	0	10	0	0	5	0	12	0	0	18	11	37	12	105	1,276	8.2	2	23	9	56	90	1,276	7.1
	End Pending	0	36	1	3	21	0	55	2	0	43	75	62	24	322	1,175	27.4	1	54	54	42	151	1,175	12.9
2nd..... HAMILTON	New Filed	0	14	0	2	8	0	16	0	0	18	20	90	70	238	1,279	18.6	5	25	24	83	137	1,279	10.7
	Reinstated	0	0	0	0	0	0	0	0	0	0	1	1	0	2	3	66.7	0	1	0	0	1	3	33.3
	Disposed Of	0	14	0	5	12	1	15	0	0	13	22	94	42	218	1,237	17.6	4	26	25	83	138	1,237	11.2
	End Pending	0	13	0	3	9	0	12	0	0	25	78	37	42	219	741	29.6	5	20	15	2	42	741	5.7
2nd..... HARDIN	New Filed	0	5	0	0	1	0	11	0	4	56	10	19	21	127	710	17.9	1	21	12	44	78	710	11.0
	Reinstated	0	0	0	0	0	0	0	0	0	0	0	0	0	0	0	0.0	0	0	0	0	0	0	0.0
	Disposed Of	0	6	0	2	2	0	15	0	1	33	11	19	9	98	636	15.4	1	20	10	39	70	636	11.0
	End Pending	0	12	0	2	18	0	70	0	3	88	73	53	44	363	864	42.0	12	21	76	70	179	864	20.7
2nd..... JEFFERSON	New Filed	0	70	0	40	39	65	192	0	0	228	93	965	69	1,761	8,674	20.3	19	160	165	186	530	8,674	6.1
	Reinstated	0	0	0	0	2	0	0	0	0	0	1	1	0	4	5	80.0	0	0	1	0	1	5	20.0
	Disposed Of	0	88	0	19	88	49	183	0	0	222	85	904	19	1,657	8,814	18.8	17	365	364	199	945	8,814	10.7
	End Pending	0	97	16	130	70	46	890	0	2	472	422	1,455	174	3,774	9,015	41.9	23	72	117	70	282	9,015	3.1
2nd..... LAWRENCE	New Filed	0	30	1	0	7	0	36	0	0	105	51	172	39	441	1,812	24.3	5	83	46	164	298	1,812	16.4
	Reinstated	0	0	0	0	0	0	0	0	0	0	0	0	0	0	0	0.0	0	0	0	0	0	0	0.0
	Disposed Of	0	19	0	0	4	0	78	0	0	78	22	164	21	386	1,658	23.3	2	59	30	145	236	1,658	14.2
	End Pending	0	42	1	14	59	0	23	1	4	184	233	153	138	852	2,806	30.4	12	70	136	22	240	2,806	8.6

* TOTAL OF ALL CASES IN ALL CATEGORIES: CIVIL; DOMESTIC RELATIONS; CRIMINAL; QUASI-CRIMINAL; AND JUVENILE

CIVIL AND DOMESTIC RELATIONS CASELOAD STATISTICS BY COUNTY
CIRCUIT COURTS OF ILLINOIS
CALENDAR YEAR 2016

CIRCUIT / COUNTY		CIVIL															DOMESTIC RELATIONS							
		ARBITRATION	CHANCERY	EMINENT DOMAIN	LAW JURY > \$50,000	LAW NON-JURY > \$50,000	LAW JURY = < \$50,000	LAW NON-JURY = < \$50,000	MUNICIPAL CORPORATION	MENTAL HEALTH	MISC. REMEDY	PROBATE	SMALL CLAIMS	TAX	TOTAL CIVIL CASES	TOTAL ALL CASES*	% OF ALL CASES	ADOPTION	DISSOLUTION	FAMILY	ORDER OF PROTECTION	TOTAL DOMESTIC RELATIONS CASES	TOTAL ALL CASES*	DOMESTIC RELATIONS CASES AS % OF ALL CASES
2nd..... RICHLAND	New Filed	0	21	0	6	5	1	49	0	8	58	48	197	8	401	2,852	14.1	10	81	68	136	295	2,852	10.3
	Reinstated	0	0	0	0	0	0	0	0	0	0	0	0	0	0	0	0.0	0	0	0	0	0	0	0.0
	Disposed Of	0	17	0	7	7	2	50	0	10	77	87	334	5	596	2,965	20.1	8	78	42	134	262	2,965	8.8
	End Pending	0	42	0	27	6	2	15	0	0	48	221	234	6	601	1,755	34.2	5	42	49	2	98	1,755	5.6
2nd..... WABASH	New Filed	0	14	0	0	3	0	37	0	0	53	31	98	21	257	2,118	12.1	3	58	29	159	249	2,118	11.8
	Reinstated	0	0	0	0	0	0	0	0	0	0	0	0	0	0	0	0.0	0	0	0	0	0	0	0.0
	Disposed Of	0	18	0	0	5	0	32	0	0	38	18	78	13	202	2,012	10.0	2	46	21	138	207	2,012	10.3
	End Pending	0	60	0	6	21	1	60	0	0	80	219	178	40	665	1,894	35.1	9	66	60	49	184	1,894	9.7
2nd..... WAYNE	New Filed	0	24	0	1	9	1	33	0	0	41	70	135	31	345	3,262	10.6	6	63	52	130	251	3,262	7.7
	Reinstated	0	0	0	0	0	0	0	0	0	0	0	0	0	0	1	0.0	0	0	0	0	0	1	0.0
	Disposed Of	0	24	0	0	12	0	42	0	0	16	38	117	28	277	2,965	9.3	3	62	35	134	234	2,965	7.9
	End Pending	0	91	0	19	33	3	92	1	2	147	222	307	155	1,072	6,560	16.3	11	102	100	24	237	6,560	3.6
2nd..... WHITE	New Filed	0	36	0	3	13	0	35	0	0	52	40	154	63	396	3,580	11.1	4	66	39	187	296	3,580	8.3
	Reinstated	0	0	0	0	0	0	0	0	0	0	0	0	0	0	0	0.0	0	0	0	0	0	0	0.0
	Disposed Of	0	28	0	8	8	1	28	0	0	38	34	135	55	335	3,587	9.3	5	65	32	186	288	3,587	8.0
	End Pending	0	81	0	28	29	1	60	9	0	21	208	175	38	650	6,612	9.8	9	50	41	5	105	6,612	1.6
2nd CIRCUIT TOTAL	New Filed	0	362	1	58	186	67	652	0	13	924	605	2,541	472	5,881	36,568	16.1	91	968	663	1,755	3,477	36,568	9.5
	Reinstated	0	0	0	0	3	0	0	0	0	0	2	5	0	10	16	62.5	0	2	3	0	5	16	31.3
	Disposed Of	0	329	0	90	211	55	669	0	12	668	470	2,462	289	5,255	35,063	15.0	61	1,075	678	1,719	3,533	35,063	10.1
	End Pending	0	1,306	18	414	527	70	2,090	15	15	1,733	3,110	3,946	1,007	14,251	45,040	31.6	190	1,094	1,323	400	3,007	45,040	6.7
3rd..... BOND	New Filed	0	33	0	7	6	1	71	0	2	64	61	102	11	358	7,934	4.5	20	92	44	113	269	7,934	3.4
	Reinstated	0	0	0	0	0	0	0	0	0	0	0	1	0	1	2	50.0	0	0	0	0	0	2	0.0
	Disposed Of	0	85	1	0	6	1	30	0	2	6	64	78	4	277	7,226	3.8	11	65	1	42	119	7,226	1.6
	End Pending	0	99	0	35	40	4	196	3	3	738	379	680	50	2,227	10,002	22.3	14	238	445	1	698	10,002	7.0
3rd..... MADISON	New Filed	486	798	3	108	1,696	0	1,443	0	247	1,599	716	3,840	406	11,342	67,770	16.7	146	1,104	806	1,607	3,663	67,770	5.4
	Reinstated	27	2	0	39	8	0	3	0	0	8	20	24	0	131	1,260	10.4	0	7	3	1	11	1,260	0.9
	Disposed Of	499	833	5	1,418	349	25	1,260	0	281	1,416	677	3,650	467	10,880	66,162	16.4	152	1,110	766	1,628	3,656	66,162	5.5
	End Pending	255	1,157	12	3,771	1,580	15	1,167	3	26	839	3,351	3,152	576	15,904	55,590	28.6	69	631	761	205	1,666	55,590	3.0
3rd..... CIRCUIT TOTAL	New Filed	486	831	3	115	1,702	1	1,514	0	249	1,663	777	3,942	417	11,700	75,704	15.5	166	1,196	850	1,720	3,932	75,704	5.2
	Reinstated	27	2	0	39	8	0	3	0	0	8	20	25	0	132	1,262	10.5	0	7	3	1	11	1,262	0.9
	Disposed Of	499	918	6	1,418	355	26	1,290	0	283	1,422	741	3,728	471	11,157	73,388	15.2	163	1,175	767	1,670	3,775	73,388	5.1
	End Pending	255	1,256	12	3,806	1,620	19	1,363	6	29	1,577	3,730	3,832	626	18,131	65,592	27.6	83	869	1,206	206	2,364	65,592	3.6
4th..... CHRISTIAN	New Filed	0	63	19	1	18	0	163	0	1	157	142	602	16	1,182	5,139	23.0	14	156	83	409	662	5,139	12.9
	Reinstated	0	2	0	0	0	0	1	0	0	0	0	0	0	3	7	42.9	0	1	0	1	2	7	28.6
	Disposed Of	0	54	16	13	4	0	143	0	0	143	84	592	18	1,067	5,032	21.2	11	150	52	401	614	5,032	12.2
	End Pending	0	63	9	22	28	1	79	3	11	176	887	206	4	1,489	4,381	34.0	12	73	453	33	571	4,381	13.0

* TOTAL OF ALL CASES IN ALL CATEGORIES: CIVIL; DOMESTIC RELATIONS; CRIMINAL; QUASI-CRIMINAL; AND JUVENILE

**CIVIL AND DOMESTIC RELATIONS CASELOAD STATISTICS BY COUNTY
CIRCUIT COURTS OF ILLINOIS
CALENDAR YEAR 2016**

CIRCUIT / COUNTY		CIVIL													DOMESTIC RELATIONS									
		ARBITRATION	CHANCERY	EMINENT DOMAIN	LAW JURY > \$50,000	LAW NON-JURY > \$50,000	LAW JURY = < \$50,000	LAW NON-JURY = < \$50,000	CORPORATION	MENTAL HEALTH	MISC. REMEDY	PROBATE	SMALL CLAIMS	TAX	TOTAL CIVIL CASES	TOTAL ALL CASES*	CIVIL CASES AS % OF ALL CASES	ADOPTION	DISSOLUTION	FAMILY PROTECTION	ORDER OF PROTECTION	TOTAL DOMESTIC RELATIONS CASES	TOTAL ALL CASES*	DOMESTIC RELATIONS CASES AS % OF ALL CASES
4th..... CLAY	New Filed	0	19	0	2	4	0	21	1	0	49	44	162	18	320	1,967	16.3	5	57	49	83	194	1,967	9.9
	Reinstated	0	0	0	0	0	0	0	0	0	0	0	0	0	0	0	0.0	0	0	0	0	0	0	0.0
	Disposed Of	0	20	0	2	7	0	20	1	0	53	45	160	32	340	2,023	16.8	5	53	43	83	184	2,023	9.1
	End Pending	0	14	0	4	15	2	23	0	0	22	146	63	8	297	712	41.7	0	32	25	0	57	712	8.0
4th..... CLINTON	New Filed	0	52	0	8	28	1	89	0	0	174	75	304	45	776	4,339	17.9	6	102	58	128	294	4,339	6.8
	Reinstated	0	0	0	0	0	0	0	0	0	0	0	0	0	0	0	0.0	0	0	0	0	0	0	0.0
	Disposed Of	0	60	0	3	17	0	80	0	1	145	81	283	34	704	4,228	16.7	5	85	43	128	261	4,228	6.2
	End Pending	0	48	0	28	40	3	53	0	0	126	701	128	27	1,154	2,939	39.3	4	125	70	2	201	2,939	6.8
4th..... EFFINGHAM	New Filed	0	43	1	26	23	2	75	0	1	150	92	542	1	956	7,858	12.2	11	102	89	120	322	7,858	4.1
	Reinstated	0	0	0	0	0	0	0	0	0	0	0	61	0	61	61	100.0	0	0	0	0	0	61	0.0
	Disposed Of	0	35	0	2	48	1	79	0	1	142	79	607	2	996	8,137	12.2	11	101	78	118	308	8,137	3.8
	End Pending	0	31	2	57	35	5	30	4	3	38	323	140	2	670	9,137	7.3	5	58	53	9	125	9,137	1.4
4th..... FAYETTE	New Filed	0	42	0	0	16	1	69	0	0	146	73	286	30	663	6,882	9.6	13	100	93	158	364	6,882	5.3
	Reinstated	0	0	0	0	0	0	0	0	0	0	0	0	0	0	0	0.0	0	0	0	0	0	0	0.0
	Disposed Of	0	44	0	5	9	1	65	0	0	88	80	276	33	601	6,419	9.4	16	96	75	157	344	6,419	5.4
	End Pending	0	50	0	9	25	1	23	4	1	161	299	140	13	726	4,331	16.8	4	47	61	47	159	4,331	3.7
4th..... JASPER	New Filed	0	8	0	0	7	0	15	0	1	45	34	62	1	173	2,141	8.1	1	30	11	25	67	2,141	3.1
	Reinstated	0	0	0	0	0	0	0	0	0	0	0	0	0	0	9	0.0	0	0	0	9	9	9	100.0
	Disposed Of	0	9	0	1	3	1	18	0	0	23	24	67	0	146	2,124	6.9	0	30	9	32	71	2,124	3.3
	End Pending	0	25	0	10	11	0	7	0	1	43	133	25	11	266	900	29.6	2	19	8	9	38	900	4.2
4th..... MARION	New Filed	0	86	1	34	48	6	185	0	3	164	135	402	2	1,066	8,566	12.4	9	181	196	228	614	8,566	7.2
	Reinstated	0	0	0	1	0	0	0	0	0	0	0	1	0	2	9	22.2	0	1	6	0	7	9	77.8
	Disposed Of	0	78	0	1	53	0	189	0	1	99	109	383	1	914	8,263	11.1	11	176	195	228	610	8,263	7.4
	End Pending	0	101	1	71	32	8	54	0	1	271	655	124	6	1,324	5,386	24.6	9	103	94	17	223	5,386	4.1
4th..... MONTGOMERY	New Filed	0	43	1	4	13	0	81	0	3	256	77	271	24	773	8,221	9.4	10	127	85	269	491	8,221	6.0
	Reinstated	0	0	0	0	0	0	0	0	0	0	0	0	0	0	0	0.0	0	0	0	0	0	0	0.0
	Disposed Of	0	42	1	8	12	0	81	0	2	220	62	282	24	734	8,073	9.1	7	126	66	259	458	8,073	5.7
	End Pending	0	67	0	24	34	3	46	0	2	182	386	228	21	993	6,093	16.3	8	77	55	38	178	6,093	2.9
4th..... SHELBY	New Filed	0	44	0	10	4	2	45	0	0	61	71	279	26	542	2,327	23.3	9	78	54	134	275	2,327	11.8
	Reinstated	0	0	0	0	0	0	0	0	0	0	0	0	0	0	0	0.0	0	0	0	0	0	0	0.0
	Disposed Of	0	19	0	0	4	0	25	0	0	28	32	189	9	306	1,937	15.8	2	38	6	87	133	1,937	6.9
	End Pending	0	119	0	40	14	7	83	4	0	45	470	304	60	1,146	3,024	37.9	11	106	311	65	493	3,024	16.3
4th CIRCUIT TOTAL	New Filed	0	400	22	85	161	12	743	1	9	1,202	743	2,910	163	6,451	47,440	13.6	78	933	718	1,554	3,283	47,440	6.9
	Reinstated	0	2	0	1	0	0	1	0	0	0	0	62	0	66	86	76.7	0	2	6	10	18	86	20.9
	Disposed Of	0	361	17	35	157	3	700	1	5	941	596	2,839	153	5,808	46,236	12.6	68	855	567	1,493	2,983	46,236	6.5
	End Pending	0	518	12	265	234	30	398	15	19	1,064	4,000	1,358	152	8,065	36,903	21.9	55	640	1,130	220	2,045	36,903	5.5

* TOTAL OF ALL CASES IN ALL CATEGORIES: CIVIL; DOMESTIC RELATIONS; CRIMINAL; QUASI-CRIMINAL; AND JUVENILE

CIVIL AND DOMESTIC RELATIONS CASELOAD STATISTICS BY COUNTY
CIRCUIT COURTS OF ILLINOIS
CALENDAR YEAR 2016

CIRCUIT / COUNTY		CIVIL														DOMESTIC RELATIONS								
		ARBITRATION	CHANCERY	EMINENT DOMAIN	LAW JURY > \$50,000	LAW NON-JURY > \$50,000	LAW JURY = < \$50,000	LAW NON-JURY = < \$50,000	MUNICIPAL CORPORATION	MENTAL HEALTH	MISC. REMEDY	PROBATE	SMALL CLAIMS	TAX	TOTAL CIVIL CASES	TOTAL ALL CASES*	CIVIL CASES AS % OF ALL CASES	ADOPTION	DISSOLUTION	FAMILY	ORDER OF PROTECTION	TOTAL DOMESTIC RELATIONS CASES	TOTAL ALL CASES*	DOMESTIC RELATIONS CASES AS % OF ALL CASES
5th..... CLARK	New Filed	0	23	6	3	8	1	21	0	0	41	49	181	0	333	3,039	11.0	1	62	30	82	175	3,039	5.8
	Reinstated	0	0	0	0	0	0	0	0	0	0	0	0	0	0	0	0.0	0	0	0	0	0	0	0.0
	Disposed Of	0	0	0	1	10	0	24	0	0	0	42	156	0	233	2,507	9.3	0	5	1	0	6	2,507	0.2
	End Pending	0	167	7	25	29	3	66	1	0	220	293	193	2	1,006	4,168	24.1	23	217	152	219	611	4,168	14.7
5th..... COLES	New Filed	0	70	4	0	56	0	398	0	45	355	125	1,301	46	2,400	10,445	23.0	49	215	173	279	716	10,445	6.9
	Reinstated	0	0	0	0	0	0	0	0	0	0	0	0	0	0	0	0.0	0	0	0	0	0	0	0.0
	Disposed Of	0	6	1	0	4	0	281	0	25	28	3	1,038	9	1,395	8,544	16.3	0	121	0	198	319	8,544	3.7
	End Pending	0	288	6	63	246	7	1,197	0	75	1,193	438	1,857	128	5,498	18,401	29.9	137	436	719	302	1,594	18,401	8.7
5th..... CUMBERLAND	New Filed	0	20	0	0	9	0	21	0	0	22	29	90	7	198	1,832	10.8	2	51	18	47	118	1,832	6.4
	Reinstated	0	0	0	0	0	0	0	0	0	0	0	0	0	0	0	0.0	0	0	0	0	0	0	0.0
	Disposed Of	0	12	0	1	2	0	17	0	0	2	13	55	3	105	1,566	6.7	0	38	6	8	52	1,566	3.3
	End Pending	0	138	0	18	57	4	174	0	4	130	375	383	62	1,345	4,915	27.4	35	143	152	186	516	4,915	10.5
5th..... EDGAR	New Filed	0	36	55	9	21	1	81	22	0	83	64	232	1	605	3,063	19.8	3	103	42	87	235	3,063	7.7
	Reinstated	0	0	0	0	0	0	0	0	0	0	0	0	0	0	0	0.0	0	0	0	0	0	0	0.0
	Disposed Of	0	25	9	0	18	0	52	0	0	62	39	208	0	413	2,589	16.0	2	106	31	79	218	2,589	8.4
	End Pending	0	58	46	47	32	1	150	22	0	152	599	333	35	1,475	3,434	43.0	9	179	98	35	321	3,434	9.3
5th..... VERMILION	New Filed	0	172	2	0	81	0	728	0	7	412	232	1,328	1	2,963	14,615	20.3	40	290	390	572	1,292	14,615	8.8
	Reinstated	0	0	0	0	0	0	0	0	0	0	0	0	0	0	0	0.0	0	0	0	0	0	0	0.0
	Disposed Of	0	73	0	0	46	0	532	0	0	177	125	1,192	0	2,145	14,066	15.2	25	543	169	430	1,167	14,066	8.3
	End Pending	0	476	20	10	373	1	1,617	1	72	975	2,511	1,867	150	8,073	20,027	40.3	125	498	993	428	2,044	20,027	10.2
5th CIRCUIT TOTAL	New Filed	0	321	67	12	175	2	1,249	22	52	913	499	3,132	55	6,499	32,994	19.7	95	721	653	1,067	2,536	32,994	7.7
	Reinstated	0	0	0	0	0	0	0	0	0	0	0	0	0	0	0	0.0	0	0	0	0	0	0	0.0
	Disposed Of	0	116	10	2	80	0	906	0	25	269	222	2,649	12	4,291	29,272	14.7	27	813	207	715	1,762	29,272	6.0
	End Pending	0	1,127	79	163	737	16	3,204	24	151	2,670	4,216	4,633	377	17,397	50,945	34.1	329	1,473	2,114	1,170	5,086	50,945	10.0
6th..... CHAMPAIGN	New Filed	0	251	1	1	216	8	1,530	1	10	1,133	347	1,679	99	5,276	28,428	18.6	109	630	498	734	1,971	28,428	6.9
	Reinstated	0	12	0	1	1	0	11	0	0	7	1	26	0	59	915	6.4	0	2	5	0	7	915	0.8
	Disposed Of	0	258	0	137	49	11	1,224	0	7	862	192	1,943	0	4,683	28,523	16.4	97	565	382	369	1,413	28,523	5.0
	End Pending	0	1,162	15	745	1,273	29	6,099	1	17	1,637	3,871	3,649	173	18,671	38,861	48.0	177	1,492	3,357	385	5,411	38,861	13.9
6th..... DEWITT	New Filed	0	45	0	0	16	11	41	0	0	187	41	217	9	567	3,350	16.9	4	74	36	138	252	3,350	7.5
	Reinstated	0	0	0	0	0	0	1	0	0	0	0	0	0	1	1	100.0	0	0	0	0	0	1	0.0
	Disposed Of	0	40	0	1	8	10	31	0	0	5	11	175	2	283	2,952	9.6	0	31	2	125	158	2,952	5.4
	End Pending	0	267	5	13	75	2	185	0	1	547	529	479	62	2,165	4,225	51.2	36	251	238	116	641	4,225	15.2
6th..... DOUGLAS	New Filed	0	45	0	10	8	1	38	0	0	71	40	166	1	380	2,694	14.1	3	75	43	69	190	2,694	7.1
	Reinstated	0	1	0	1	0	0	0	0	0	2	1	0	0	5	8	62.5	0	0	0	2	2	8	25.0
	Disposed Of	0	50	0	8	6	0	35	0	0	56	39	141	3	338	2,859	11.8	0	55	28	69	152	2,859	5.3
	End Pending	0	26	0	27	7	2	25	0	0	39	132	95	0	353	2,587	13.6	4	57	36	4	101	2,587	3.9

* TOTAL OF ALL CASES IN ALL CATEGORIES: CIVIL; DOMESTIC RELATIONS; CRIMINAL; QUASI-CRIMINAL; AND JUVENILE

**CIVIL AND DOMESTIC RELATIONS CASELOAD STATISTICS BY COUNTY
CIRCUIT COURTS OF ILLINOIS
CALENDAR YEAR 2016**

CIRCUIT / COUNTY		CIVIL															DOMESTIC RELATIONS							
		ARBITRATION	CHANCERY	EMINENT DOMAIN	LAW JURY > \$50,000	LAW NON-JURY > \$50,000	LAW JURY =< \$50,000	LAW NON-JURY =< \$50,000	MUNICIPAL CORPORATION	MENTAL HEALTH	MISC. REMEDY	PROBATE	SMALL CLAIMS	TAX	TOTAL CIVIL CASES	TOTAL ALL CASES*	CIVIL CASES AS % OF ALL CASES	ADOPTION	DISSOLUTION	FAMILY	ORDER OF PROTECTION	TOTAL DOMESTIC RELATIONS CASES	TOTAL ALL CASES*	DOMESTIC RELATIONS CASES AS % OF ALL CASES
6th..... MACON	New Filed	0	268	0	7	126	1	929	5	197	1,206	332	2,085	112	5,268	24,180	21.8	60	519	517	767	1,863	24,180	7.7
	Reinstated	0	0	0	0	0	0	0	0	0	0	0	3	0	3	4	75.0	0	0	0	0	0	4	0.0
	Disposed Of	0	269	0	5	98	0	1,218	1	196	1,092	357	2,429	118	5,783	24,945	23.2	25	555	340	789	1,709	24,945	6.9
	End Pending	0	315	0	171	245	5	449	9	31	782	1,640	1,071	15	4,733	14,861	31.8	94	626	725	35	1,480	14,861	10.0
6th..... MOULTRIE	New Filed	0	34	4	2	2	0	37	0	0	31	37	133	13	293	2,317	12.6	2	47	33	59	141	2,317	6.1
	Reinstated	0	0	0	0	0	0	0	0	0	1	0	2	0	3	7	42.9	0	1	1	0	2	7	28.6
	Disposed Of	0	28	0	0	9	0	37	0	0	30	50	138	16	308	2,342	13.2	3	38	32	59	132	2,342	5.6
	End Pending	0	33	4	8	4	0	10	0	0	4	136	57	2	258	775	33.3	0	31	15	0	46	775	5.9
6th..... PIATT	New Filed	0	34	0	6	9	0	29	0	0	66	47	152	17	360	3,171	11.4	3	46	44	96	189	3,171	6.0
	Reinstated	0	0	0	0	0	0	0	0	0	0	0	0	0	0	0	0.0	0	0	0	0	0	0	0.0
	Disposed Of	0	35	0	3	7	0	26	1	0	60	10	134	13	289	3,185	9.1	5	42	7	61	115	3,185	3.6
	End Pending	0	133	2	16	17	2	18	0	0	15	302	273	15	793	2,517	31.5	5	152	116	1	274	2,517	10.9
6th CIRCUIT TOTAL	New Filed	0	677	5	26	377	21	2,604	6	207	2,694	844	4,432	251	12,144	64,140	18.9	181	1,391	1,171	1,863	4,606	64,140	7.2
	Reinstated	0	13	0	2	1	0	12	0	0	10	2	31	0	71	935	7.6	0	3	6	2	11	935	1.2
	Disposed Of	0	680	0	154	177	21	2,571	2	203	2,105	659	4,960	152	11,684	64,806	18.0	130	1,286	791	1,472	3,679	64,806	5.7
	End Pending	0	1,936	26	980	1,621	40	6,786	10	49	3,024	6,610	5,624	267	26,973	63,826	42.3	316	2,609	4,487	541	7,953	63,826	12.5
7th..... GREENE	New Filed	0	22	0	2	6	1	39	0	0	90	57	120	16	353	2,076	17.0	5	61	28	115	209	2,076	10.1
	Reinstated	0	1	0	0	0	0	0	0	0	0	0	3	0	4	21	19.0	0	1	0	0	1	21	4.8
	Disposed Of	0	20	0	7	2	1	39	0	0	80	37	112	10	308	1,993	15.5	7	53	27	109	196	1,993	9.8
	End Pending	0	18	0	8	13	2	23	0	0	19	94	56	7	240	912	26.3	3	39	20	17	79	912	8.7
7th..... JERSEY	New Filed	0	50	0	0	29	0	58	0	6	126	78	168	19	534	5,526	9.7	18	70	55	109	252	5,526	4.6
	Reinstated	0	0	0	0	0	0	0	0	0	0	0	0	0	0	0	0.0	0	0	0	0	0	0	0.0
	Disposed Of	0	47	1	2	28	0	60	0	0	112	66	204	10	530	5,285	10.0	16	65	42	112	235	5,285	4.4
	End Pending	0	35	1	5	44	0	20	0	27	21	353	39	14	559	2,629	21.3	4	30	24	4	62	2,629	2.4
7th..... MACOUPIN	New Filed	0	123	17	29	26	3	187	0	7	161	131	429	61	1,174	11,196	10.5	15	187	114	378	694	11,196	6.2
	Reinstated	0	0	0	0	0	0	0	0	0	0	0	2	0	2	5	40.0	0	0	1	0	1	5	20.0
	Disposed Of	0	133	17	3	31	0	172	0	2	144	94	366	53	1,015	10,466	9.7	5	160	59	271	495	10,466	4.7
	End Pending	0	94	0	62	25	8	115	20	14	58	621	1,450	31	2,498	10,660	23.4	43	218	387	444	1,092	10,660	10.2
7th..... MORGAN	New Filed	0	52	14	8	17	0	183	0	10	203	105	681	9	1,282	5,491	23.3	18	148	105	263	534	5,491	9.7
	Reinstated	0	1	0	0	0	0	0	0	0	0	0	0	0	1	11	9.1	0	0	0	2	2	11	18.2
	Disposed Of	0	81	27	16	10	0	196	0	7	186	93	695	5	1,316	5,312	24.8	13	145	80	283	521	5,312	9.8
	End Pending	0	32	0	26	34	0	80	0	3	30	720	404	4	1,333	2,553	52.2	10	64	73	13	160	2,553	6.3
7th..... SANGAMON	New Filed	0	436	6	162	133	25	1,832	1	635	1,185	721	5,284	205	10,625	50,089	21.2	98	822	819	2,310	4,049	50,089	8.1
	Reinstated	0	0	0	0	1	0	0	0	0	1	3	0	0	5	5	100.0	0	0	0	0	0	5	0.0
	Disposed Of	0	591	32	166	82	29	1,813	0	643	1,277	673	4,964	211	10,481	53,508	19.6	96	811	908	2,319	4,134	53,508	7.7
	End Pending	0	1,921	5	611	569	665	2,110	15	38	896	5,172	11,656	1,216	24,874	65,316	38.1	104	1,562	2,885	845	5,396	65,316	8.3

* TOTAL OF ALL CASES IN ALL CATEGORIES: CIVIL; DOMESTIC RELATIONS; CRIMINAL; QUASI-CRIMINAL; AND JUVENILE

CIVIL AND DOMESTIC RELATIONS CASELOAD STATISTICS BY COUNTY
CIRCUIT COURTS OF ILLINOIS
CALENDAR YEAR 2016

CIRCUIT / COUNTY		CIVIL															DOMESTIC RELATIONS							
		ARBITRATION	CHANCERY	EMINENT DOMAIN	LAW JURY > \$50,000	LAW NON-JURY > \$50,000	LAW JURY = < \$50,000	LAW NON-JURY = < \$50,000	MUNICIPAL CORPORATION	MENTAL HEALTH	MISC. REMEDY	PROBATE	SMALL CLAIMS	TAX	TOTAL CIVIL CASES	TOTAL ALL CASES*	CIVIL CASES AS % OF ALL CASES	ADOPTION	DISSOLUTION	FAMILY	ORDER OF PROTECTION	TOTAL DOMESTIC RELATIONS CASES	TOTAL ALL CASES*	DOMESTIC RELATIONS CASES AS % OF ALL CASES
7th..... SCOTT	New Filed	0	7	4	0	1	0	11	0	0	45	21	33	5	127	1,135	11.2	1	21	6	18	46	1,135	4.1
	Reinstated	0	0	0	0	0	0	0	0	0	0	0	0	0	0	1	0.0	0	0	0	0	0	1	0.0
	Disposed Of	0	8	7	0	2	0	15	0	0	22	5	32	0	91	1,038	8.8	3	15	4	14	36	1,038	3.5
	End Pending	0	6	1	2	7	1	10	0	0	23	128	32	6	216	923	23.4	2	12	20	1	35	923	3.8
7th CIRCUIT TOTAL	New Filed	0	690	41	201	212	29	2,310	1	658	1,810	1,113	6,715	315	14,095	75,513	18.7	155	1,309	1,127	3,193	5,784	75,513	7.7
	Reinstated	0	2	0	0	1	0	0	0	0	1	3	5	0	12	43	27.9	0	1	1	2	4	43	9.3
	Disposed Of	0	880	84	194	155	30	2,295	0	652	1,821	968	6,373	289	13,741	77,602	17.7	140	1,249	1,120	3,108	5,617	77,602	7.2
	End Pending	0	2,106	7	714	692	676	2,358	35	82	1,047	7,088	13,637	1,278	29,720	82,993	35.8	166	1,925	3,409	1,324	6,824	82,993	8.2
8th..... ADAMS	New Filed	0	89	8	5	67	2	299	0	153	249	185	1,687	48	2,792	12,752	21.9	28	240	256	609	1,133	12,752	8.9
	Reinstated	0	0	0	0	0	0	0	0	0	0	0	0	0	0	0	0.0	0	0	0	0	0	0	0.0
	Disposed Of	0	95	3	5	47	1	309	0	135	228	185	1,835	43	2,886	12,696	22.7	26	229	237	618	1,110	12,696	8.7
	End Pending	0	48	0	11	89	1	194	0	27	44	669	1,102	10	2,195	7,577	29.0	20	116	127	32	295	7,577	3.9
8th..... BROWN	New Filed	0	7	8	0	5	0	4	0	0	53	12	54	4	147	1,068	13.8	1	43	12	36	92	1,068	8.6
	Reinstated	0	0	0	0	0	0	0	0	0	0	1	0	0	1	1	100.0	0	0	0	0	0	1	0.0
	Disposed Of	0	7	8	0	7	0	5	0	0	48	17	78	5	175	1,115	15.7	0	45	8	34	87	1,115	7.8
	End Pending	0	5	0	1	5	0	3	0	1	34	51	27	6	133	570	23.3	4	27	25	2	58	570	10.2
8th..... CALHOUN	New Filed	0	8	0	2	4	0	6	0	0	15	8	34	4	81	813	10.0	1	14	2	4	21	813	2.6
	Reinstated	0	0	0	0	0	0	0	0	0	0	0	0	0	0	0	0.0	0	0	0	0	0	0	0.0
	Disposed Of	0	6	0	1	4	0	5	0	0	5	12	24	2	59	705	8.4	1	8	1	4	14	705	2.0
	End Pending	0	10	0	5	4	0	5	0	0	21	69	21	13	148	490	30.2	1	14	5	0	20	490	4.1
8th..... CASS	New Filed	0	15	0	5	7	0	37	2	0	26	34	136	25	287	1,821	15.8	6	60	32	77	175	1,821	9.6
	Reinstated	0	0	0	0	0	0	0	0	0	0	1	3	0	4	4	100.0	0	0	0	0	0	4	0.0
	Disposed Of	0	31	0	0	9	0	38	0	0	42	35	141	27	323	1,873	17.2	4	59	34	78	175	1,873	9.3
	End Pending	0	16	0	11	5	1	14	3	0	20	189	45	3	307	1,139	27.0	2	25	26	13	66	1,139	5.8
8th..... MASON	New Filed	0	32	0	6	2	0	31	1	0	62	57	204	33	428	3,416	12.5	0	48	32	114	194	3,416	5.7
	Reinstated	0	0	0	0	0	0	1	0	0	0	0	0	0	1	2	50.0	0	0	0	0	0	2	0.0
	Disposed Of	0	27	1	4	4	0	24	0	0	55	57	176	20	368	3,106	11.8	2	43	24	97	166	3,106	5.3
	End Pending	0	77	1	9	10	1	36	15	4	56	359	115	47	730	3,023	24.1	15	38	144	53	250	3,023	8.3
8th..... MENARD	New Filed	0	22	0	3	3	1	17	0	0	37	33	108	1	225	1,494	15.1	2	38	21	43	104	1,494	7.0
	Reinstated	0	0	0	0	0	0	0	0	0	0	1	4	0	5	6	83.3	0	0	0	0	0	6	0.0
	Disposed Of	0	35	0	0	2	0	24	2	0	32	41	127	3	266	1,462	18.2	1	36	18	46	101	1,462	6.9
	End Pending	0	24	0	10	1	3	12	1	0	13	160	25	2	251	716	35.1	1	25	12	7	45	716	6.3
8th..... PIKE	New Filed	0	30	3	2	15	0	50	0	37	132	73	238	31	611	4,477	13.6	4	49	47	134	234	4,477	5.2
	Reinstated	0	0	0	0	0	0	0	0	0	0	0	0	0	0	0	0.0	0	0	0	0	0	0	0.0
	Disposed Of	0	28	4	2	15	0	43	0	34	82	49	220	23	500	4,590	10.9	2	46	37	128	213	4,590	4.6
	End Pending	0	61	1	13	19	1	55	20	8	168	226	260	73	905	4,983	18.2	3	37	32	32	104	4,983	2.1

* TOTAL OF ALL CASES IN ALL CATEGORIES: CIVIL; DOMESTIC RELATIONS; CRIMINAL; QUASI-CRIMINAL; AND JUVENILE

CIVIL AND DOMESTIC RELATIONS CASELOAD STATISTICS BY COUNTY
CIRCUIT COURTS OF ILLINOIS
CALENDAR YEAR 2016

CIRCUIT / COUNTY		CIVIL															DOMESTIC RELATIONS							
		ARBITRATION	CHANCERY	EMINENT DOMAIN	LAW JURY > \$50,000	LAW NON-JURY > \$50,000	LAW JURY = < \$50,000	LAW NON-JURY = < \$50,000	MUNICIPAL CORPORATION	MENTAL HEALTH	MISC. REMEDY	PROBATE	SMALL CLAIMS	TAX	TOTAL CIVIL CASES	TOTAL ALL CASES*	CIVIL CASES AS % OF ALL CASES	ADOPTION	DISSOLUTION	FAMILY	ORDER OF PROTECTION	TOTAL DOMESTIC RELATIONS CASES	TOTAL ALL CASES*	DOMESTIC RELATIONS CASES AS % OF ALL CASES
8th..... SCHUYLER	New Filed	0	13	0	4	1	0	15	1	1	37	26	168	1	267	2,398	11.1	4	36	16	38	94	2,398	3.9
	Reinstated	0	0	0	0	0	0	0	0	0	0	1	0	1	1	1	100.0	0	0	0	0	0	1	0.0
	Disposed Of	0	13	2	1	0	0	15	0	0	28	19	232	0	310	2,359	13.1	4	34	13	37	88	2,359	3.7
	End Pending	0	19	0	8	2	0	8	1	1	37	100	60	16	252	1,191	21.2	1	15	16	6	38	1,191	3.2
8th CIRCUIT TOTAL	New Filed	0	216	19	27	104	3	459	4	191	611	428	2,629	147	4,838	28,239	17.1	46	528	418	1,055	2,047	28,239	7.2
	Reinstated	0	0	0	0	0	0	1	0	0	3	8	0	0	12	14	85.7	0	0	0	0	0	14	0.0
	Disposed Of	0	242	18	13	88	1	463	2	169	520	415	2,833	123	4,887	27,906	17.5	40	500	372	1,042	1,954	27,906	7.0
	End Pending	0	260	2	68	135	7	327	40	41	393	1,823	1,655	170	4,921	19,689	25.0	47	297	387	145	876	19,689	4.4
9th..... FULTON	New Filed	0	80	2	8	16	1	101	0	1	196	106	409	68	988	6,202	15.9	13	147	110	327	597	6,202	9.6
	Reinstated	0	2	0	0	0	0	0	0	0	0	7	4	0	13	13	100.0	0	0	0	0	0	13	0.0
	Disposed Of	0	82	2	10	12	0	136	0	1	177	112	395	63	990	6,173	16.0	6	144	99	332	581	6,173	9.4
	End Pending	0	98	2	27	21	2	46	0	0	42	404	225	22	889	3,002	29.6	11	73	62	27	173	3,002	5.8
9th..... HANCOCK	New Filed	0	27	0	14	0	0	24	0	1	65	63	203	49	446	2,552	17.5	7	48	32	98	185	2,552	7.2
	Reinstated	0	0	0	0	0	0	0	0	0	0	0	0	0	0	0	0.0	0	0	0	0	0	0	0.0
	Disposed Of	0	14	17	15	0	0	31	0	1	73	38	229	58	476	2,331	20.4	6	65	41	92	204	2,331	8.8
	End Pending	0	36	0	28	0	0	53	0	0	29	222	372	14	754	2,136	35.3	1	74	63	72	210	2,136	9.8
9th..... HENDERSON	New Filed	0	9	0	2	2	1	9	2	0	40	25	44	15	149	1,922	7.8	0	28	6	36	70	1,922	3.6
	Reinstated	0	0	0	0	0	0	0	0	0	0	0	19	0	19	19	100.0	0	0	0	0	0	19	0.0
	Disposed Of	0	10	0	0	5	2	9	1	0	42	18	56	6	149	2,105	7.1	0	33	17	44	94	2,105	4.5
	End Pending	0	10	0	3	14	1	10	1	0	73	178	33	32	355	1,237	28.7	2	16	47	14	79	1,237	6.4
9th..... KNOX	New Filed	0	95	1	17	30	1	324	0	52	128	202	732	53	1,635	10,299	15.9	11	209	204	417	841	10,299	8.2
	Reinstated	0	0	0	0	0	0	0	0	0	0	0	0	0	0	0	0.0	0	0	0	0	0	0	0.0
	Disposed Of	0	92	3	17	31	1	289	0	45	91	255	830	41	1,695	10,410	16.3	13	184	228	403	828	10,410	8.0
	End Pending	0	58	1	0	91	39	56	0	1	90	944	303	32	1,615	7,628	21.2	8	213	127	72	420	7,628	5.5
9th..... MCDONOUGH	New Filed	0	47	0	11	7	14	118	0	0	186	81	417	26	907	6,142	14.8	5	98	105	105	313	6,142	5.1
	Reinstated	0	0	0	0	0	0	0	0	0	0	0	0	0	0	0	0.0	0	0	0	0	0	0	0.0
	Disposed Of	0	44	0	10	4	0	124	0	10	363	56	384	18	1,013	7,366	13.8	22	92	50	103	267	7,366	3.6
	End Pending	0	117	0	30	19	26	244	0	6	287	590	901	32	2,252	7,028	32.0	3	145	313	294	755	7,028	10.7
9th..... WARREN	New Filed	0	32	0	0	15	0	47	0	2	124	64	141	28	453	3,558	12.7	9	52	52	87	200	3,558	5.6
	Reinstated	0	0	0	0	0	0	0	0	0	0	0	0	0	0	0	0.0	0	0	0	0	0	0	0.0
	Disposed Of	0	24	0	5	10	3	47	0	0	73	16	123	28	329	3,143	10.5	1	42	50	78	171	3,143	5.4
	End Pending	0	26	0	12	12	0	29	0	2	106	234	134	20	575	3,796	15.1	12	40	73	16	141	3,796	3.7
9th CIRCUIT TOTAL	New Filed	0	290	3	52	70	17	623	2	56	739	541	1,946	239	4,578	30,675	14.9	45	582	509	1,070	2,206	30,675	7.2
	Reinstated	0	2	0	0	0	0	0	0	0	0	7	23	0	32	32	100.0	0	0	0	0	0	32	0.0
	Disposed Of	0	266	22	57	62	6	636	1	57	819	495	2,017	214	4,652	31,528	14.8	48	560	485	1,052	2,145	31,528	6.8
	End Pending	0	345	3	100	157	68	438	1	9	627	2,572	1,968	152	6,440	24,827	25.9	37	561	685	495	1,778	24,827	7.2

* TOTAL OF ALL CASES IN ALL CATEGORIES: CIVIL; DOMESTIC RELATIONS; CRIMINAL; QUASI-CRIMINAL; AND JUVENILE

CIVIL AND DOMESTIC RELATIONS CASELOAD STATISTICS BY COUNTY
CIRCUIT COURTS OF ILLINOIS
CALENDAR YEAR 2016

CIRCUIT / COUNTY		CIVIL															DOMESTIC RELATIONS							
		ARBITRATION	CHANCERY	EMINENT DOMAIN	LAW JURY > \$50,000	LAW NON-JURY > \$50,000	LAW JURY = < \$50,000	LAW NON-JURY = < \$50,000	MUNICIPAL CORPORATION	MENTAL HEALTH	MISC. REMEDY	PROBATE	SMALL CLAIMS	TAX	TOTAL CIVIL CASES	TOTAL ALL CASES*	% OF ALL CASES	ADOPTION	DISSOLUTION	FAMILY	ORDER OF PROTECTION	TOTAL DOMESTIC RELATIONS CASES	TOTAL ALL CASES*	DOMESTIC RELATIONS CASES AS % OF ALL CASES
10th..... MARSHALL	New Filed	0	29	0	6	4	0	26	0	0	38	45	105	11	264	1,483	17.8	3	37	24	44	108	1,483	7.3
	Reinstated	0	0	0	0	0	0	1	0	0	1	0	0	0	2	2	100.0	0	0	0	0	0	2	0.0
	Disposed Of	0	29	0	3	15	0	32	0	0	44	27	110	7	267	1,349	19.8	1	36	3	38	78	1,349	5.8
	End Pending	0	47	0	8	12	0	22	0	0	21	124	79	25	338	1,473	22.9	6	22	44	10	82	1,473	5.6
10th..... PEORIA	New Filed	0	460	3	71	218	5	1,724	0	288	913	554	2,084	262	6,582	34,576	19.0	125	635	910	1,514	3,184	34,576	9.2
	Reinstated	0	0	0	0	0	0	0	0	0	0	0	0	0	0	4	0.0	0	0	0	0	0	4	0.0
	Disposed Of	0	434	34	39	215	4	1,806	0	284	933	999	2,047	226	7,021	34,940	20.1	122	764	647	1,617	3,150	34,940	9.0
	End Pending	0	167	11	423	497	26	909	0	62	169	67	3,004	159	5,494	36,657	15.0	198	772	2,947	173	4,090	36,657	11.2
10th..... PUTNAM	New Filed	0	6	0	1	4	1	10	0	0	60	15	28	6	131	848	15.4	0	18	5	9	32	848	3.8
	Reinstated	0	0	0	0	0	0	0	0	0	0	0	0	0	0	0	0.0	0	0	0	0	0	0	0.0
	Disposed Of	0	2	0	0	3	1	5	0	0	35	3	41	1	91	783	11.6	0	8	3	5	16	783	2.0
	End Pending	0	12	0	4	8	1	5	0	0	38	56	32	8	164	623	26.3	0	22	10	4	36	623	5.8
10th..... STARK	New Filed	0	11	0	2	3	0	11	0	0	18	30	40	9	124	828	15.0	2	22	17	22	63	828	7.6
	Reinstated	0	0	0	0	0	0	0	0	0	0	0	0	0	0	0	0.0	0	0	0	0	0	0	0.0
	Disposed Of	0	14	0	1	0	0	7	0	0	17	34	35	11	119	816	14.6	1	18	9	22	50	816	6.1
	End Pending	0	9	0	5	2	0	6	0	0	4	80	17	3	126	370	34.1	2	13	17	0	32	370	8.6
10th..... TAZEWELL	New Filed	0	341	0	65	70	11	522	0	1	258	373	1,070	72	2,783	33,046	8.4	32	536	327	1,007	1,902	33,046	5.8
	Reinstated	0	0	0	0	0	0	4	0	0	0	0	7	0	11	18	61.1	0	1	0	3	4	18	22.2
	Disposed Of	0	314	0	6	98	0	450	0	0	99	218	994	64	2,243	31,787	7.1	17	380	178	999	1,574	31,787	5.0
	End Pending	0	471	2	225	145	27	397	0	1	409	2,058	931	86	4,752	13,067	36.4	53	645	470	67	1,235	13,067	9.5
10th CIRCUIT TOTAL	New Filed	0	847	3	145	299	17	2,293	0	289	1,287	1,017	3,327	360	9,884	70,781	14.0	162	1,248	1,283	2,596	5,289	70,781	7.5
	Reinstated	0	0	0	0	0	0	5	0	0	1	0	7	0	13	24	54.2	0	1	0	3	4	24	16.7
	Disposed Of	0	793	34	49	331	5	2,300	0	284	1,128	1,281	3,227	309	9,741	69,675	14.0	141	1,206	840	2,681	4,868	69,675	7.0
	End Pending	0	706	13	665	664	54	1,339	0	63	641	2,385	4,063	281	10,874	52,190	20.8	259	1,474	3,488	254	5,475	52,190	10.5
11th..... FORD	New Filed	12	38	0	6	5	0	29	0	0	54	41	130	5	320	1,795	17.8	9	59	31	95	194	1,795	10.8
	Reinstated	0	0	0	0	0	0	0	0	0	0	0	0	0	0	0	0.0	0	0	0	0	0	0	0.0
	Disposed Of	18	39	0	2	9	0	25	0	0	26	30	124	6	279	1,765	15.8	3	58	31	87	179	1,765	10.1
	End Pending	28	50	0	16	29	2	24	0	0	117	229	189	13	697	3,429	20.3	13	87	104	6	210	3,429	6.1
11th..... LIVINGSTON	New Filed	0	80	0	12	25	3	145	0	1	200	141	450	52	1,109	7,172	15.5	18	152	91	182	443	7,172	6.2
	Reinstated	0	0	0	0	0	0	0	0	0	0	0	0	0	0	4	0.0	0	0	0	0	0	4	0.0
	Disposed Of	0	82	4	17	18	1	130	0	1	185	187	456	57	1,138	7,010	16.2	13	146	101	174	434	7,010	6.2
	End Pending	0	107	21	48	66	3	107	13	1	128	334	315	90	1,233	6,830	18.1	14	144	68	31	257	6,830	3.8
11th..... LOGAN	New Filed	0	73	0	5	13	1	124	0	3	193	85	650	19	1,166	6,170	18.9	19	155	67	311	552	6,170	8.9
	Reinstated	0	0	0	0	0	0	0	0	0	0	0	0	0	0	0	0.0	0	0	0	0	0	0	0.0
	Disposed Of	0	71	0	1	30	1	141	0	14	167	56	686	15	1,182	6,276	18.8	13	185	56	306	560	6,276	8.9
	End Pending	0	65	0	26	21	3	59	31	0	65	1,087	239	13	1,609	6,185	26.0	7	71	80	24	182	6,185	2.9

* TOTAL OF ALL CASES IN ALL CATEGORIES: CIVIL; DOMESTIC RELATIONS; CRIMINAL; QUASI-CRIMINAL; AND JUVENILE

**CIVIL AND DOMESTIC RELATIONS CASELOAD STATISTICS BY COUNTY
CIRCUIT COURTS OF ILLINOIS
CALENDAR YEAR 2016**

CIRCUIT / COUNTY		CIVIL															DOMESTIC RELATIONS							
		ARBITRATION	CHANCERY	EMINENT DOMAIN	LAW JURY > \$50,000	LAW NON-JURY > \$50,000	LAW JURY = < \$50,000	LAW NON-JURY = < \$50,000	CORPORATION	MENTAL HEALTH	MISC. REMEDY	PROBATE	SMALL CLAIMS	TAX	TOTAL CIVIL CASES	TOTAL ALL CASES*	CIVIL CASES AS % OF ALL CASES	ADOPTION	DISSOLUTION	FAMILY	ORDER OF PROTECTION	TOTAL DOMESTIC RELATIONS CASES	TOTAL ALL CASES*	DOMESTIC RELATIONS CASES AS % OF ALL CASES
11th..... MCLEAN	New Filed	227	260	0	63	114	0	1,034	0	519	1,271	441	2,128	0	6,057	38,126	15.9	52	597	401	638	1,688	38,126	4.4
	Reinstated	27	2	0	0	3	0	57	0	0	1	0	211	0	301	1,063	28.3	0	11	40	0	51	1,063	4.8
	Disposed Of	286	274	1	93	85	0	1,078	0	551	1,287	395	2,511	0	6,561	40,399	16.2	54	606	552	644	1,856	40,399	4.6
	End Pending	128	417	12	105	352	2	174	0	6	618	1,990	474	18	4,296	17,363	24.7	42	519	391	2	954	17,363	5.5
11th..... WOODFORD	New Filed	0	54	0	9	12	0	65	0	0	72	119	214	1	546	4,143	13.2	2	98	51	145	296	4,143	7.1
	Reinstated	0	0	0	0	0	0	0	0	0	0	0	0	0	0	0	0.0	0	0	0	0	0	0	0.0
	Disposed Of	0	31	0	4	17	0	43	0	0	38	75	130	0	338	4,046	8.4	4	82	37	135	258	4,046	6.4
	End Pending	0	82	0	21	16	3	55	0	0	81	485	151	19	913	7,419	12.3	13	1,230	313	52	1,608	7,419	21.7
11th CIRCUIT TOTAL	New Filed	239	505	0	95	169	4	1,397	0	523	1,790	827	3,572	77	9,198	57,406	16.0	100	1,061	641	1,371	3,173	57,406	5.5
	Reinstated	27	2	0	0	3	0	57	0	0	1	0	211	0	301	1,067	28.2	0	11	40	0	51	1,067	4.8
	Disposed Of	304	497	5	117	159	2	1,417	0	566	1,703	743	3,907	78	9,498	59,496	16.0	87	1,077	777	1,346	3,287	59,496	5.5
	End Pending	156	721	33	216	484	13	419	44	7	1,009	4,125	1,368	153	8,748	41,226	21.2	89	2,051	956	115	3,211	41,226	7.8
12th..... WILL	New Filed	891	2,314	66	286	704	4	3,389	1	94	3,274	971	6,768	324	19,086	126,054	15.1	104	2,241	1,572	2,760	6,677	126,054	5.3
	Reinstated	34	28	2	54	42	0	60	0	0	30	11	125	9	395	3,743	10.6	1	52	23	1	77	3,743	2.1
	Disposed Of	994	3,178	44	752	334	10	3,411	1	93	3,036	1,085	7,184	564	20,686	132,385	15.6	114	2,209	1,940	2,771	7,034	132,385	5.3
	End Pending	56	2,698	61	1,217	452	9	218	0	3	768	3,939	1,359	249	11,029	80,886	13.6	85	1,495	858	46	2,484	80,886	3.1
12th CIRCUIT TOTAL	New Filed	891	2,314	66	286	704	4	3,389	1	94	3,274	971	6,768	324	19,086	126,054	15.1	104	2,241	1,572	2,760	6,677	126,054	5.3
	Reinstated	34	28	2	54	42	0	60	0	0	30	11	125	9	395	3,743	10.6	1	52	23	1	77	3,743	2.1
	Disposed Of	994	3,178	44	752	334	10	3,411	1	93	3,036	1,085	7,184	564	20,686	132,385	15.6	114	2,209	1,940	2,771	7,034	132,385	5.3
	End Pending	56	2,698	61	1,217	452	9	218	0	3	768	3,939	1,359	249	11,029	80,886	13.6	85	1,495	858	46	2,484	80,886	3.1
13th..... BUREAU	New Filed	0	86	0	10	26	1	103	0	0	97	105	535	1	964	5,030	19.2	4	123	64	84	275	5,030	5.5
	Reinstated	0	0	0	0	0	0	0	0	0	0	0	0	0	0	0	0.0	0	0	0	0	0	0	0.0
	Disposed Of	0	23	0	3	22	1	101	0	0	79	125	502	0	856	4,529	18.9	5	122	38	79	244	4,529	5.4
	End Pending	0	223	0	25	44	3	39	1	0	72	733	151	27	1,318	5,167	25.5	10	89	75	21	195	5,167	3.8
13th..... GRUNDY	New Filed	0	148	0	36	23	3	212	0	0	263	104	834	40	1,663	11,369	14.6	9	187	79	168	443	11,369	3.9
	Reinstated	0	21	0	0	1	0	10	0	0	1	1	47	0	81	82	98.8	0	1	0	0	1	82	1.2
	Disposed Of	0	144	0	11	57	0	213	1	0	256	105	897	41	1,725	11,453	15.1	10	154	89	166	419	11,453	3.7
	End Pending	0	147	1	113	24	11	59	0	0	23	392	179	4	953	3,612	26.4	6	131	35	7	179	3,612	5.0
13th..... LASALLE	New Filed	0	256	1	90	89	4	582	0	12	432	247	1,891	139	3,743	21,927	17.1	32	351	319	451	1,153	21,927	5.3
	Reinstated	0	2	0	0	0	2	67	0	0	0	4	50	7	132	653	20.2	0	6	5	0	11	653	1.7
	Disposed Of	0	283	1	104	64	10	649	0	13	406	251	1,887	114	3,782	22,215	17.0	33	343	353	448	1,177	22,215	5.3
	End Pending	0	272	1	77	273	7	105	0	0	97	884	480	87	2,283	11,036	20.7	9	205	148	4	366	11,036	3.3
13th CIRCUIT TOTAL	New Filed	0	490	1	136	138	8	897	0	12	792	456	3,260	180	6,370	38,326	16.6	45	661	462	703	1,871	38,326	4.9
	Reinstated	0	23	0	0	1	2	77	0	0	1	5	97	7	213	735	29.0	0	7	5	0	12	735	1.6
	Disposed Of	0	450	1	118	143	11	963	1	13	741	481	3,286	155	6,363	38,197	16.7	48	619	480	693	1,840	38,197	4.8
	End Pending	0	642	2	215	341	21	203	1	0	192	2,009	810	118	4,554	19,815	23.0	25	425	258	32	740	19,815	3.7

* TOTAL OF ALL CASES IN ALL CATEGORIES: CIVIL; DOMESTIC RELATIONS; CRIMINAL; QUASI-CRIMINAL; AND JUVENILE

CIVIL AND DOMESTIC RELATIONS CASELOAD STATISTICS BY COUNTY
CIRCUIT COURTS OF ILLINOIS
CALENDAR YEAR 2016

CIRCUIT / COUNTY		CIVIL													DOMESTIC RELATIONS									
		ARBITRATION	CHANCERY	EMINENT DOMAIN	LAW JURY > \$50,000	LAW NON-JURY > \$50,000	LAW JURY = < \$50,000	LAW NON-JURY = < \$50,000	MUNICIPAL CORPORATION	MENTAL HEALTH	MISC. REMEDY	PROBATE	SMALL CLAIMS	TAX	TOTAL CIVIL CASES	TOTAL ALL CASES*	% OF ALL CASES	ADOPTION	DISSOLUTION	FAMILY	ORDER OF PROTECTION	TOTAL DOMESTIC RELATIONS CASES	TOTAL ALL CASES*	DOMESTIC RELATIONS CASES AS % OF ALL CASES
14th..... HENRY	New Filed	33	117	0	5	20	0	174	0	2	328	146	560	1	1,386	9,906	14.0	6	153	101	179	439	9,906	4.4
	Reinstated	0	0	0	0	0	0	0	0	0	0	0	0	0	0	48	0.0	0	0	0	0	0	48	0.0
	Disposed Of	49	87	0	3	13	0	166	0	2	304	131	532	0	1,287	9,988	12.9	14	172	62	176	424	9,988	4.2
	End Pending	21	90	2	16	51	0	45	0	5	82	570	277	6	1,165	9,711	12.0	7	121	333	55	516	9,711	5.3
14th..... MERCER	New Filed	9	29	0	0	6	0	16	0	0	41	70	140	20	331	2,621	12.6	3	49	36	71	159	2,621	6.1
	Reinstated	0	0	0	0	0	0	0	0	0	0	0	0	0	0	0	0.0	0	0	0	0	0	0	0.0
	Disposed Of	6	13	0	1	8	0	9	0	0	8	46	11	2	104	2,226	4.7	2	43	2	26	73	2,226	3.3
	End Pending	30	176	3	7	45	2	58	0	11	194	372	498	123	1,519	2,854	53.2	19	182	207	173	581	2,854	20.4
14th..... ROCK ISLAND	New Filed	166	370	7	13	140	0	787	0	12	1,108	465	2,186	129	5,383	28,311	19.0	46	527	458	1,116	2,147	28,311	7.6
	Reinstated	1	0	0	0	0	0	3	0	0	0	0	8	0	12	16	75.0	0	1	2	0	3	16	18.8
	Disposed Of	186	354	5	4	120	0	702	0	11	872	360	2,022	98	4,734	26,275	18.0	39	452	331	1,037	1,859	26,275	7.1
	End Pending	290	745	13	89	330	0	517	3	48	1,543	3,159	852	310	7,899	35,895	22.0	29	550	815	261	1,655	35,895	4.6
14th..... WHITESIDE	New Filed	99	154	0	0	47	0	212	0	1	190	172	1,843	33	2,751	11,790	23.3	24	196	157	337	714	11,790	6.1
	Reinstated	0	0	0	0	0	0	0	0	0	1	3	2	0	6	18	33.3	0	0	1	0	1	18	5.6
	Disposed Of	100	126	0	1	50	0	213	0	1	168	168	1,737	17	2,581	11,308	22.8	24	174	110	323	631	11,308	5.6
	End Pending	46	112	0	0	117	0	30	0	0	57	727	492	25	1,606	9,541	16.8	4	121	130	14	269	9,541	2.8
14th CIRCUIT TOTAL	New Filed	307	670	7	18	213	0	1,189	0	15	1,667	853	4,729	183	9,851	52,628	18.7	79	925	752	1,703	3,459	52,628	6.6
	Reinstated	1	0	0	0	0	0	3	0	0	1	3	10	0	18	82	22.0	0	1	3	0	4	82	4.9
	Disposed Of	341	580	5	9	191	0	1,090	0	14	1,352	705	4,302	117	8,706	49,797	17.5	79	841	505	1,562	2,987	49,797	6.0
	End Pending	387	1,123	18	112	543	2	650	3	64	1,876	4,828	2,119	464	12,189	58,001	21.0	59	974	1,485	503	3,021	58,001	5.2
15th..... CARROLL	New Filed	0	48	0	0	10	0	28	0	1	46	43	168	22	366	3,144	11.6	4	45	32	53	134	3,144	4.3
	Reinstated	0	2	0	0	0	0	0	0	0	0	0	0	0	2	2	100.0	0	0	0	0	0	2	0.0
	Disposed Of	0	40	0	2	5	0	32	0	0	25	32	171	12	319	3,159	10.1	2	46	18	47	113	3,159	3.6
	End Pending	0	62	0	2	19	0	9	0	2	62	154	50	15	375	1,830	20.5	6	23	39	13	81	1,830	4.4
15th..... JO DAVIESS	New Filed	0	59	0	7	4	1	27	0	1	59	63	229	15	465	4,445	10.5	8	78	46	72	204	4,445	4.6
	Reinstated	0	0	0	0	0	0	0	0	0	0	0	0	0	0	0	0.0	0	0	0	0	0	0	0.0
	Disposed Of	0	80	0	3	18	1	36	0	1	63	49	210	19	480	4,387	10.9	8	75	40	66	189	4,387	4.3
	End Pending	0	54	0	22	7	1	10	0	0	5	212	64	3	378	2,401	15.7	1	30	17	8	56	2,401	2.3
15th..... LEE	New Filed	0	94	1	1	33	0	129	1	24	139	88	948	64	1,522	9,848	15.5	16	107	111	141	375	9,848	3.8
	Reinstated	0	0	0	0	0	0	0	0	0	0	2	1	0	3	3	100.0	0	0	0	0	0	3	0.0
	Disposed Of	0	68	2	0	29	0	122	0	28	115	68	821	48	1,301	9,237	14.1	9	104	64	141	318	9,237	3.4
	End Pending	0	115	0	5	71	0	57	1	0	55	514	347	30	1,195	6,147	19.4	9	76	64	0	149	6,147	2.4
15th..... OGLE	New Filed	0	105	4	0	32	0	171	0	2	105	101	511	26	1,057	9,222	11.5	10	175	100	251	536	9,222	5.8
	Reinstated	0	0	0	0	0	0	2	0	0	0	0	0	0	2	2	100.0	0	0	0	0	0	2	0.0
	Disposed Of	0	135	13	0	36	1	184	0	2	104	92	517	25	1,109	9,541	11.6	7	187	116	248	558	9,541	5.8
	End Pending	0	63	0	1	60	0	33	0	0	22	387	118	8	692	9,243	7.5	6	118	37	2	163	9,243	1.8

* TOTAL OF ALL CASES IN ALL CATEGORIES: CIVIL; DOMESTIC RELATIONS; CRIMINAL; QUASI-CRIMINAL; AND JUVENILE

**CIVIL AND DOMESTIC RELATIONS CASELOAD STATISTICS BY COUNTY
CIRCUIT COURTS OF ILLINOIS
CALENDAR YEAR 2016**

CIRCUIT / COUNTY		CIVIL															DOMESTIC RELATIONS							
		ARBITRATION	CHANCERY	EMINENT DOMAIN	LAW JURY > \$50,000	LAW NON-JURY > \$50,000	LAW JURY = < \$50,000	LAW NON-JURY = < \$50,000	MUNICIPAL CORPORATION	MENTAL HEALTH	MISC. REMEDY	PROBATE	SMALL CLAIMS	TAX	TOTAL CIVIL CASES	TOTAL ALL CASES*	CIVIL CASES AS % OF ALL CASES	ADOPTION	DISSOLUTION	FAMILY	ORDER OF PROTECTION	TOTAL DOMESTIC RELATIONS CASES	TOTAL ALL CASES*	DOMESTIC RELATIONS CASES AS % OF ALL CASES
15th..... STEPHENSON	New Filed	0	97	0	8	30	0	361	0	0	135	103	524	41	1,299	10,630	12.2	18	161	154	257	590	10,630	5.6
	Reinstated	0	0	0	0	0	0	0	0	0	1	0	0	0	1	7	14.3	0	0	6	0	6	7	85.7
	Disposed Of	0	119	0	3	34	0	357	0	0	112	133	562	24	1,344	10,380	12.9	14	151	132	255	552	10,380	5.3
	End Pending	0	68	0	17	47	0	57	0	1	48	493	119	18	868	5,817	14.9	12	85	91	30	218	5,817	3.7
15th CIRCUIT TOTAL	New Filed	0	403	5	16	109	1	716	1	28	484	398	2,380	168	4,709	37,289	12.6	56	566	443	774	1,839	37,289	4.9
	Reinstated	0	2	0	0	0	0	2	0	0	1	2	1	0	8	14	57.1	0	0	6	0	6	14	42.9
	Disposed Of	0	442	15	8	122	2	731	0	31	419	374	2,281	128	4,553	36,704	12.4	40	563	370	757	1,730	36,704	4.7
	End Pending	0	362	0	47	204	1	166	1	3	192	1,760	698	74	3,508	25,438	13.8	34	332	248	53	667	25,438	2.6
16th..... KANE	New Filed	381	1,108	12	30	550	8	1,763	7	159	1,297	610	3,207	129	9,261	75,848	12.2	78	1,362	479	966	2,885	75,848	3.8
	Reinstated	12	19	0	0	6	0	7	0	0	4	21	25	0	94	787	11.9	0	18	2	0	20	787	2.5
	Disposed Of	672	1,188	20	0	431	0	1,825	17	163	1,278	605	4,334	123	10,656	84,406	12.6	80	1,214	482	1,003	2,779	84,406	3.3
	End Pending	1,401	49	69	30	1,963	8	2,638	44	389	1,392	3,533	1,362	69	12,947	48,993	26.4	156	5,319	6,708	3,198	15,381	48,993	31.4
16th CIRCUIT TOTAL	New Filed	381	1,108	12	30	550	8	1,763	7	159	1,297	610	3,207	129	9,261	75,848	12.2	78	1,362	479	966	2,885	75,848	3.8
	Reinstated	12	19	0	0	6	0	7	0	0	4	21	25	0	94	787	11.9	0	18	2	0	20	787	2.5
	Disposed Of	672	1,188	20	0	431	0	1,825	17	163	1,278	605	4,334	123	10,656	84,406	12.6	80	1,214	482	1,003	2,779	84,406	3.3
	End Pending	1,401	49	69	30	1,963	8	2,638	44	389	1,392	3,533	1,362	69	12,947	48,993	26.4	156	5,319	6,708	3,198	15,381	48,993	31.4
17th..... BOONE	New Filed	41	177	0	14	29	0	148	0	0	323	78	499	29	1,338	14,898	9.0	9	209	86	210	514	14,898	3.5
	Reinstated	0	1	0	0	0	0	0	0	0	0	0	3	0	4	7	57.1	0	3	0	0	3	7	42.9
	Disposed Of	40	129	1	2	39	0	142	0	0	285	68	507	20	1,233	15,347	8.0	8	217	99	206	530	15,347	3.5
	End Pending	26	175	2	42	23	0	17	0	0	30	120	145	15	595	13,895	4.3	1	117	33	12	163	13,895	1.2
17th..... WINNEBAGO	New Filed	405	1,026	16	174	205	1	2,220	0	299	1,248	562	3,241	258	9,655	62,469	15.5	229	1,068	1,189	2,826	5,312	62,469	8.5
	Reinstated	13	3	0	1	2	0	20	0	0	5	5	101	0	150	213	70.4	0	25	0	0	25	213	11.7
	Disposed Of	472	1,163	41	236	148	2	2,189	0	281	1,093	533	3,239	282	9,679	60,319	16.0	185	1,104	882	2,825	4,996	60,319	8.3
	End Pending	430	1,736	29	532	210	0	1,833	0	177	490	7,502	4,162	152	17,253	80,051	21.6	504	1,436	2,700	1,734	6,374	80,051	8.0
17th CIRCUIT TOTAL	New Filed	446	1,203	16	188	234	1	2,368	0	299	1,571	640	3,740	287	10,993	77,367	14.2	238	1,277	1,275	3,036	5,826	77,367	7.5
	Reinstated	13	4	0	1	2	0	20	0	0	5	5	104	0	154	220	70.0	0	28	0	0	28	220	12.7
	Disposed Of	512	1,292	42	238	187	2	2,331	0	281	1,378	601	3,746	302	10,912	75,666	14.4	193	1,321	981	3,031	5,526	75,666	7.3
	End Pending	456	1,911	31	574	233	0	1,850	0	177	520	7,622	4,307	167	17,848	93,946	19.0	505	1,553	2,733	1,746	6,537	93,946	7.0
18th..... DUPAGE	New Filed	1,580	1,892	28	355	906	5	3,355	1	322	1,665	1,216	6,865	196	18,386	185,905	9.9	64	2,641	876	1,708	5,289	185,905	2.8
	Reinstated	86	78	12	27	32	1	39	0	0	13	40	69	2	399	10,750	3.7	0	76	19	4	99	10,750	0.9
	Disposed Of	1,677	2,251	50	699	484	11	3,390	2	316	1,615	1,189	7,070	205	18,959	198,414	9.6	75	2,638	595	1,635	4,943	198,414	2.5
	End Pending	1,049	1,711	68	1,386	568	14	674	0	25	480	1,332	2,535	76	9,918	53,923	18.4	24	1,380	3,031	281	4,716	53,923	8.7
18th CIRCUIT TOTAL	New Filed	1,580	1,892	28	355	906	5	3,355	1	322	1,665	1,216	6,865	196	18,386	185,905	9.9	64	2,641	876	1,708	5,289	185,905	2.8
	Reinstated	86	78	12	27	32	1	39	0	0	13	40	69	2	399	10,750	3.7	0	76	19	4	99	10,750	0.9
	Disposed Of	1,677	2,251	50	699	484	11	3,390	2	316	1,615	1,189	7,070	205	18,959	198,414	9.6	75	2,638	595	1,635	4,943	198,414	2.5
	End Pending	1,049	1,711	68	1,386	568	14	674	0	25	480	1,332	2,535	76	9,918	53,923	18.4	24	1,380	3,031	281	4,716	53,923	8.7

* TOTAL OF ALL CASES IN ALL CATEGORIES: CIVIL; DOMESTIC RELATIONS; CRIMINAL; QUASI-CRIMINAL; AND JUVENILE

**CIVIL AND DOMESTIC RELATIONS CASELOAD STATISTICS BY COUNTY
CIRCUIT COURTS OF ILLINOIS
CALENDAR YEAR 2016**

CIRCUIT / COUNTY		CIVIL													DOMESTIC RELATIONS									
		ARBITRATION	CHANCERY	EMINENT DOMAIN	LAW JURY > \$50,000	LAW NON-JURY > \$50,000	LAW JURY = < \$50,000	LAW NON-JURY = < \$50,000	MUNICIPAL CORPORATION	MENTAL HEALTH	MISC. REMEDY	PROBATE	SMALL CLAIMS	TAX	TOTAL CIVIL CASES	TOTAL ALL CASES*	CIVIL CASES AS % OF ALL CASES	ADOPTION	DISSOLUTION	FAMILY	ORDER OF PROTECTION	TOTAL DOMESTIC RELATIONS CASES	TOTAL ALL CASES*	DOMESTIC RELATIONS CASES AS % OF ALL CASES
19th..... LAKE	New Filed	1,021	1,918	49	313	663	0	2,652	2	96	2,293	1,110	5,578	11	15,706	134,203	11.7	98	2,282	1,094	2,453	5,927	134,203	4.4
	Reinstated	124	67	8	18	35	0	165	0	0	7	53	939	0	1,416	4,919	28.8	0	84	12	7	103	4,919	2.1
	Disposed Of	1,183	2,746	27	517	458	0	2,862	2	94	2,452	1,009	6,813	8	18,171	142,748	12.7	90	2,346	1,063	2,418	5,917	142,748	4.1
	End Pending	525	3,111	72	631	413	0	249	0	2	425	4,488	1,299	15	11,230	37,721	29.8	40	1,121	462	214	1,837	37,721	4.9
19th CIRCUIT TOTAL	New Filed	1,021	1,918	49	313	663	0	2,652	2	96	2,293	1,110	5,578	11	15,706	134,203	11.7	98	2,282	1,094	2,453	5,927	134,203	4.4
	Reinstated	124	67	8	18	35	0	165	0	0	7	53	939	0	1,416	4,919	28.8	0	84	12	7	103	4,919	2.1
	Disposed Of	1,183	2,746	27	517	458	0	2,862	2	94	2,452	1,009	6,813	8	18,171	142,748	12.7	90	2,346	1,063	2,418	5,917	142,748	4.1
	End Pending	525	3,111	72	631	413	0	249	0	2	425	4,488	1,299	15	11,230	37,721	29.8	40	1,121	462	214	1,837	37,721	4.9
20th..... MONROE	New Filed	0	60	0	16	18	3	59	5	1	61	46	191	11	471	4,220	11.2	4	146	40	101	291	4,220	6.9
	Reinstated	0	0	0	0	0	0	0	0	0	0	0	2	0	2	3	66.7	0	0	0	0	0	3	0.0
	Disposed Of	0	71	0	25	14	4	100	4	1	54	59	213	17	562	4,656	12.1	1	121	26	98	246	4,656	5.3
	End Pending	0	61	11	41	13	9	29	3	0	26	117	91	6	407	3,852	10.6	7	86	54	23	170	3,852	4.4
20th..... PERRY	New Filed	0	44	0	6	19	2	53	0	0	108	43	170	28	473	3,477	13.6	12	83	52	30	177	3,477	5.1
	Reinstated	0	0	0	0	0	0	0	0	0	0	0	0	0	0	0	0.0	0	0	0	0	0	0	0.0
	Disposed Of	0	34	0	1	11	1	22	0	0	52	34	160	24	339	3,318	10.2	9	80	35	21	145	3,318	4.4
	End Pending	0	71	0	32	85	2	134	0	0	300	506	128	30	1,288	3,034	42.5	12	92	88	63	255	3,034	8.4
20th..... RANDOLPH	New Filed	0	55	0	14	16	1	144	0	151	125	116	466	37	1,125	4,616	24.4	10	131	88	102	331	4,616	7.2
	Reinstated	0	0	0	0	0	0	1	0	0	2	0	1	0	4	6	66.7	0	0	0	0	0	6	0.0
	Disposed Of	0	70	0	2	33	4	154	0	148	103	58	551	26	1,149	4,600	25.0	10	123	71	84	288	4,600	6.3
	End Pending	0	47	0	41	33	0	130	0	6	133	806	221	27	1,444	2,888	50.0	26	67	48	45	186	2,888	6.4
20th..... ST. CLAIR	New Filed	1,035	842	1	254	432	0	2,363	0	24	363	1,219	3,166	406	10,105	65,644	15.4	102	1,011	1,020	948	3,081	65,644	4.7
	Reinstated	0	0	0	0	0	0	0	0	0	0	0	0	0	0	224	0.0	0	0	0	0	0	224	0.0
	Disposed Of	1,133	823	2	399	206	0	2,370	0	12	296	888	2,744	214	9,087	73,149	12.4	100	952	782	993	2,827	73,149	3.9
	End Pending	486	727	46	1,387	475	6	414	0	25	339	1,570	1,384	445	7,304	62,509	11.7	52	561	1,269	118	2,000	62,509	3.2
20th..... WASHINGTON	New Filed	0	34	0	4	9	3	45	0	0	41	39	100	12	287	3,221	8.9	62	64	17	24	167	3,221	5.2
	Reinstated	0	0	0	0	0	0	0	0	0	0	0	0	0	0	6	0.0	0	0	0	0	0	6	0.0
	Disposed Of	0	44	0	5	5	1	35	0	0	40	25	94	16	265	2,974	8.9	43	58	9	26	136	2,974	4.6
	End Pending	0	49	0	16	10	5	47	0	0	20	248	73	23	491	2,768	17.7	79	43	46	8	176	2,768	6.4
20th CIRCUIT TOTAL	New Filed	1,035	1,035	1	294	494	9	2,664	5	176	698	1,463	4,093	494	12,461	81,178	15.4	190	1,435	1,217	1,205	4,047	81,178	5.0
	Reinstated	0	0	0	0	0	0	1	0	0	2	0	3	0	6	239	2.5	0	0	0	0	0	239	0.0
	Disposed Of	1,133	1,042	2	432	269	10	2,681	4	161	545	1,064	3,762	297	11,402	88,697	12.9	163	1,334	923	1,222	3,642	88,697	4.1
	End Pending	486	955	57	1,517	616	22	754	3	31	818	3,247	1,897	531	10,934	75,051	14.6	176	849	1,505	257	2,787	75,051	3.7
21st..... IROQUOIS	New Filed	0	63	0	9	20	0	116	0	1	76	103	304	62	754	6,260	12.0	10	80	76	327	493	6,260	7.9
	Reinstated	0	0	0	0	0	0	1	0	0	0	0	0	0	1	1	100.0	0	0	0	0	0	1	0.0
	Disposed Of	0	54	0	5	12	0	108	0	0	75	287	253	40	834	5,938	14.0	6	53	42	289	390	5,938	6.6
	End Pending	0	75	1	15	50	4	108	0	2	32	666	313	64	1,330	11,854	11.2	19	184	81	74	358	11,854	3.0

* TOTAL OF ALL CASES IN ALL CATEGORIES: CIVIL; DOMESTIC RELATIONS; CRIMINAL; QUASI-CRIMINAL; AND JUVENILE

**CIVIL AND DOMESTIC RELATIONS CASELOAD STATISTICS BY COUNTY
CIRCUIT COURTS OF ILLINOIS
CALENDAR YEAR 2016**

CIRCUIT / COUNTY		CIVIL													DOMESTIC RELATIONS									
		ARBITRATION	CHANCERY	EMINENT DOMAIN	LAW JURY > \$50,000	LAW NON-JURY > \$50,000	LAW JURY = < \$50,000	LAW NON-JURY = < \$50,000	MUNICIPAL CORPORATION	MENTAL HEALTH	MISC. REMEDY	PROBATE	SMALL CLAIMS	TAX	TOTAL CIVIL CASES	TOTAL ALL CASES*	CIVIL CASES AS % OF ALL CASES	ADOPTION	DISSOLUTION	FAMILY	ORDER OF PROTECTION	TOTAL DOMESTIC RELATIONS CASES	TOTAL ALL CASES*	DOMESTIC RELATIONS CASES AS % OF ALL CASES
21st..... KANKAKEE	New Filed	0	274	0	66	83	2	883	0	71	790	318	1,560	168	4,215	21,408	19.7	33	383	388	636	1,440	21,408	6.7
	Reinstated	0	0	0	0	0	0	0	0	0	0	0	0	0	0	0	0.0	0	0	0	0	0	0	0.0
	Disposed Of	0	598	1	67	81	7	818	0	71	624	363	2,357	184	5,171	21,965	23.5	32	335	253	594	1,214	21,965	5.5
	End Pending	0	648	2	81	217	2	1,069	3	0	1,909	6,181	1,249	575	11,936	43,973	27.1	81	705	1,450	306	2,542	43,973	5.8
21st CIRCUIT TOTAL	New Filed	0	337	0	75	103	2	999	0	72	866	421	1,864	230	4,969	27,668	18.0	43	463	464	963	1,933	27,668	7.0
	Reinstated	0	0	0	0	0	0	1	0	0	0	0	0	0	1	1	100.0	0	0	0	0	0	1	0.0
	Disposed Of	0	652	1	72	93	7	926	0	71	699	650	2,610	224	6,005	27,903	21.5	38	388	295	883	1,604	27,903	5.7
	End Pending	0	723	3	96	267	6	1,177	3	2	1,941	6,847	1,562	639	13,266	55,827	23.8	100	889	1,531	380	2,900	55,827	5.2
22nd..... MCHENRY	New Filed	388	1,059	0	135	282	4	852	0	17	772	402	2,494	31	6,436	57,576	11.2	43	1,054	378	966	2,441	57,576	4.2
	Reinstated	31	207	0	20	17	0	46	0	0	11	14	180	0	526	1,921	27.4	1	29	5	1	36	1,921	1.9
	Disposed Of	452	1,520	3	236	194	3	858	0	17	769	421	2,812	31	7,316	59,997	12.2	38	1,114	379	964	2,495	59,997	4.2
	End Pending	160	1,022	1	456	191	4	117	0	0	224	461	651	2	3,289	16,895	19.5	21	604	136	3	764	16,895	4.5
22nd CIRCUIT TOTAL	New Filed	388	1,059	0	135	282	4	852	0	17	772	402	2,494	31	6,436	57,576	11.2	43	1,054	378	966	2,441	57,576	4.2
	Reinstated	31	207	0	20	17	0	46	0	0	11	14	180	0	526	1,921	27.4	1	29	5	1	36	1,921	1.9
	Disposed Of	452	1,520	3	236	194	3	858	0	17	769	421	2,812	31	7,316	59,997	12.2	38	1,114	379	964	2,495	59,997	4.2
	End Pending	160	1,022	1	456	191	4	117	0	0	224	461	651	2	3,289	16,895	19.5	21	604	136	3	764	16,895	4.5
23rd..... DEKALB	New Filed	0	236	2	41	90	3	552	0	0	461	137	967	29	2,518	21,023	12.0	18	310	278	241	847	21,023	4.0
	Reinstated	0	0	0	0	0	0	0	0	0	0	0	0	0	0	1,056	0.0	0	0	0	0	0	1,056	0.0
	Disposed Of	0	227	11	40	94	3	593	1	1	390	451	1,145	39	2,995	22,642	13.2	24	311	294	237	866	22,642	3.8
	End Pending	0	186	0	106	45	10	148	0	0	144	539	266	10	1,454	12,950	11.2	7	193	102	15	317	12,950	2.4
23rd..... KENDALL	New Filed	0	440	5	44	54	11	676	0	1	387	147	1,139	49	2,953	13,694	21.6	17	416	170	361	964	13,694	7.0
	Reinstated	0	13	0	0	2	1	22	0	0	8	1	66	1	114	160	71.3	0	16	2	2	20	160	12.5
	Disposed Of	0	575	8	40	63	9	681	1	1	384	124	1,191	45	3,122	14,458	21.6	21	398	116	350	885	14,458	6.1
	End Pending	0	533	7	124	40	11	165	0	0	41	436	332	13	1,702	7,501	22.7	5	274	129	22	430	7,501	5.7
23rd CIRCUIT TOTAL	New Filed	0	676	7	85	144	14	1,228	0	1	848	284	2,106	78	5,471	34,717	15.8	35	726	448	602	1,811	34,717	5.2
	Reinstated	0	13	0	0	2	1	22	0	0	8	1	66	1	114	1,216	9.4	0	16	2	2	20	1,216	1.6
	Disposed Of	0	802	19	80	157	12	1,274	2	2	774	575	2,336	84	6,117	37,100	16.5	45	709	410	587	1,751	37,100	4.7
	End Pending	0	719	7	230	85	21	313	0	0	185	975	598	23	3,156	20,451	15.4	12	467	231	37	747	20,451	3.7
DOWNSTATE TOTAL	New Filed	6,774	18,660	356	2,950	8,286	235	37,312	53	3,642	31,042	16,692	85,683	5,251	216,936	1,516,915	14.3	2,300	26,592	18,282	36,180	83,354	1,516,915	5.5
	Reinstated	355	468	22	162	154	4	526	0	0	104	198	2,026	20	4,039	28,164	14.3	2	338	146	33	519	28,164	1.8
	Disposed Of	7,767	21,574	425	5,349	5,192	220	36,940	35	3,605	27,439	15,719	88,828	4,725	217,818	1,550,301	14.1	1,993	26,038	15,705	34,842	78,578	1,550,301	5.1
	End Pending	4,931	26,138	604	14,831	13,448	1,124	28,835	252	1,230	24,784	84,103	64,015	7,728	272,023	1,203,947	22.6	2,976	29,485	39,753	12,684	84,898	1,203,947	7.1
COOK	New Filed	9,551	16,951	129	8,805	7,770	9,232	74,940	2	4,405	5,056	8,741	50,207	16,924	212,713	1,015,097	21.0	1,169	25,755	8,579	21,559	57,062	1,015,097	5.6
	Reinstated	0	143	16	1,099	654	1,143	12,045	0	0	44	0	4,979	0	20,123	20,926	96.2	0	695	23	50	768	20,926	3.7
	Disposed Of	9,029	25,784	129	12,502	8,688	12,406	208,703	0	4,310	4,820	5,948	52,726	13,594	358,639	1,077,686	33.3	1,244	25,267	7,179	21,440	55,130	1,077,686	5.1
	End Pending	3,447	24,726	244	14,127	3,566	9,863	128,362	47	1,857	5,175	87,464	21,604	18,091	318,573	1,105,634	28.8	378	16,287	9,869	189	26,723	1,105,634	2.4
STATE TOTAL	New Filed	16,325	35,611	485	11,755	16,056	9,467	112,252	55	8,047	36,098	25,433	135,890	22,175	429,649	2,532,012	17.0	3,469	52,347	26,861	57,739	140,416	2,532,012	5.5
	Reinstated	355	611	38	1,261	808	1,147	12,571	0	0	148	198	7,005	20	24,162	49,090	49.2	2	1,033	169	83	1,287	49,090	2.6
	Disposed Of	16,796	47,358	554	17,851	13,880	12,626	245,643	35	7,915	32,259	21,667	141,554	18,319	576,457	2,627,987	21.9	3,237	51,305	22,884	56,282	133,708	2,627,987	5.1
	End Pending	8,378	50,864	848	28,958	17,014	10,987	157,197	299	3,087	29,959	171,567	85,619	25,819	590,596	2,309,581	25.6	3,354	45,772	49,622	12,873	111,621	2,309,581	4.8

* TOTAL OF ALL CASES IN ALL CATEGORIES: CIVIL; DOMESTIC RELATIONS; CRIMINAL; QUASI-CRIMINAL; AND JUVENILE

**CRIMINAL AND QUASI-CRIMINAL
CASELOAD STATISTICS BY COUNTY
CIRCUIT COURTS OF ILLINOIS
CALENDAR YEAR 2016**

CIRCUIT	COUNTY		CRIMINAL						QUASI-CRIMINAL						
			FELONY	MISDEMEANOR	DUI	TOTAL CRIMINAL CASES	TOTAL * ALL CASES	CRIMINAL AS % OF ALL CASES	TRAFFIC	CONSERVATION CASES	ORDNANCE CASES	CIVIL LAW	TOTAL OF QUASI-CRIMINAL	TOTAL * ALL CASES	QUASI-CRIM AS % OF ALL CASES
1st	ALEXANDER	New Filed	54	36	27	117	3,704	3.2	3,013	20	143	0	3,176	3,704	85.7
		Reinstated	0	0	0	0	0	0.0	0	0	0	0	0	0	0.0
		Disposed Of	69	48	29	146	3,452	4.2	3,043	19	103	0	3,165	3,452	91.7
		End Pending	230	371	157	758	35,792	2.1	29,650	205	272	0	30,127	35,792	84.2
1st	JACKSON	New Filed	581	676	272	1,529	12,174	12.6	6,654	61	1,263	22	8,000	12,174	65.7
		Reinstated	0	0	0	0	8	0.0	0	0	0	0	0	8	0.0
		Disposed Of	529	684	261	1,474	11,952	12.3	6,451	58	1,306	11	7,826	11,952	65.5
		End Pending	302	236	147	685	3,816	18.0	1,110	7	430	11	1,558	3,816	40.8
1st	JOHNSON	New Filed	101	85	57	243	3,731	6.5	2,883	46	9	30	2,968	3,731	79.5
		Reinstated	0	0	0	0	0	0.0	0	0	0	0	0	0	0.0
		Disposed Of	71	77	52	200	3,772	5.3	3,045	59	13	3	3,120	3,772	82.7
		End Pending	107	88	67	262	8,297	3.2	7,550	27	26	27	7,630	8,297	92.0
1st	MASSAC	New Filed	187	182	54	423	5,762	7.3	4,500	43	25	6	4,574	5,762	79.4
		Reinstated	0	0	0	0	0	0.0	0	0	0	0	0	0	0.0
		Disposed Of	113	163	69	345	5,165	6.7	4,143	24	31	1	4,199	5,165	81.3
		End Pending	231	289	113	633	4,679	13.5	2,509	27	12	5	2,553	4,679	54.6
1st	POPE	New Filed	36	38	17	91	1,047	8.7	779	44	3	1	827	1,047	79.0
		Reinstated	0	0	0	0	0	0.0	0	0	0	0	0	0	0.0
		Disposed Of	40	32	26	98	1,102	8.9	827	29	3	1	860	1,102	78.0
		End Pending	20	17	9	46	551	8.3	301	28	0	0	329	551	59.7
1st	PULASKI	New Filed	90	69	52	211	14,217	1.5	11,567	5	2,079	53	13,704	14,217	96.4
		Reinstated	0	0	0	0	0	0.0	0	0	0	0	0	0	0.0
		Disposed Of	86	75	46	207	11,703	1.8	10,103	6	1,217	12	11,338	11,703	96.9
		End Pending	129	170	63	362	60,957	0.6	57,651	60	935	41	58,687	60,957	96.3
1st	SALINE	New Filed	429	231	49	709	5,042	14.1	2,429	15	222	2	2,668	5,042	52.9
		Reinstated	0	1	0	1	1	100.0	0	0	0	0	0	1	0.0
		Disposed Of	365	262	44	671	4,548	14.8	2,247	20	207	0	2,474	4,548	54.4
		End Pending	457	202	47	706	4,577	15.4	959	11	256	2	1,228	4,577	26.8
1st	UNION	New Filed	251	176	57	484	4,243	11.4	2,701	23	17	0	2,741	4,243	64.6
		Reinstated	0	0	0	0	0	0.0	0	0	0	0	0	0	0.0
		Disposed Of	250	143	63	456	4,040	11.3	2,639	10	11	0	2,660	4,040	65.8
		End Pending	258	261	73	592	5,630	10.5	3,042	50	29	0	3,121	5,630	55.4
1st	WILLIAMSON	New Filed	579	718	202	1,499	18,776	8.0	12,756	43	360	37	13,196	18,776	70.3
		Reinstated	1	0	0	1	49	2.0	0	0	0	0	0	49	0.0
		Disposed Of	498	621	263	1,382	17,581	7.9	11,904	48	318	13	12,283	17,581	69.9
		End Pending	586	573	343	1,502	9,470	15.9	4,708	15	162	24	4,909	9,470	51.8

* TOTAL OF ALL CASES IN ALL CATEGORIES: CIVIL; DOMESTIC RELATIONS; CRIMINAL; QUASI-CRIMINAL; AND JUVENILE

**CRIMINAL AND QUASI-CRIMINAL
CASELOAD STATISTICS BY COUNTY
CIRCUIT COURTS OF ILLINOIS
CALENDAR YEAR 2016**

CIRCUIT	COUNTY		CRIMINAL						QUASI-CRIMINAL						
			FELONY	MISDEMEANOR	DUI	TOTAL CRIMINAL CASES	TOTAL * ALL CASES	CRIMINAL AS % OF ALL CASES	TRAFFIC	CONSERVATION CASES	ORDINANCE CASES	CIVIL LAW	TOTAL OF QUASI-CRIMINAL CASES	TOTAL * ALL CASES	QUASI-CRIM AS % OF ALL CASES
1st Circuit	CIRCUIT TOTAL	New Filed	2,308	2,211	787	5,306	68,696	7.7	47,282	300	4,121	151	51,854	68,696	75.5
		Reinstated	1	1	0	2	58	3.4	0	0	0	0	0	58	0.0
		Disposed Of	2,021	2,105	853	4,979	63,315	7.9	44,402	273	3,209	41	47,925	63,315	75.7
		End Pending	2,320	2,207	1,019	5,546	133,769	4.1	107,480	430	2,122	110	110,142	133,769	82.3
2nd	CRAWFORD	New Filed	180	195	82	457	2,903	15.7	1,382	26	253	0	1,661	2,903	57.2
		Reinstated	0	0	0	0	7	0.0	0	0	0	0	0	7	0.0
		Disposed Of	169	191	80	440	2,663	16.5	1,356	33	185	0	1,574	2,663	59.1
		End Pending	105	183	117	405	3,022	13.4	643	11	160	0	814	3,022	26.9
2nd	EDWARDS	New Filed	63	46	20	129	1,147	11.2	757	1	19	2	779	1,147	67.9
		Reinstated	0	0	0	0	0	0.0	0	0	0	0	0	0	0.0
		Disposed Of	41	37	19	97	1,128	8.6	812	2	22	1	837	1,128	74.2
		End Pending	63	43	26	132	590	22.4	223	0	5	1	229	590	38.8
2nd	FRANKLIN	New Filed	565	566	95	1,226	6,985	17.6	3,351	84	88	10	3,533	6,985	50.6
		Reinstated	0	0	0	0	0	0.0	0	0	0	0	0	0	0.0
		Disposed Of	374	487	85	946	6,122	15.5	3,190	80	112	1	3,383	6,122	55.3
		End Pending	628	419	115	1,162	10,006	11.6	3,028	71	108	9	3,216	10,006	32.1
2nd	GALLATIN	New Filed	33	65	30	128	1,246	10.3	879	14	11	1	905	1,246	72.6
		Reinstated	0	0	0	0	0	0.0	0	0	0	0	0	0	0.0
		Disposed Of	44	75	25	144	1,276	11.3	883	20	15	0	918	1,276	71.9
		End Pending	96	155	61	312	1,175	26.6	350	8	9	1	368	1,175	31.3
2nd	HAMILTON	New Filed	75	30	29	134	1,279	10.5	695	42	15	2	754	1,279	59.0
		Reinstated	0	0	0	0	3	0.0	0	0	0	0	0	3	0.0
		Disposed Of	67	46	27	140	1,237	11.3	681	38	18	0	737	1,237	59.6
		End Pending	56	22	28	106	741	14.3	280	27	2	2	311	741	42.0
2nd	HARDIN	New Filed	61	39	24	124	710	17.5	357	10	4	0	371	710	52.3
		Reinstated	0	0	0	0	0	0.0	0	0	0	0	0	0	0.0
		Disposed Of	54	45	15	114	636	17.9	335	15	3	0	353	636	55.5
		End Pending	61	37	20	118	864	13.7	153	15	17	0	185	864	21.4
2nd	JEFFERSON	New Filed	458	398	153	1,009	8,674	11.6	5,111	83	35	26	5,255	8,674	60.6
		Reinstated	0	0	0	0	5	0.0	0	0	0	0	0	5	0.0
		Disposed Of	401	421	143	965	8,814	10.9	5,012	73	33	6	5,124	8,814	58.1
		End Pending	464	283	111	858	9,015	9.5	3,541	36	87	20	3,684	9,015	40.9
2nd	LAWRENCE	New Filed	136	158	33	327	1,812	18.0	710	18	3	1	732	1,812	40.4
		Reinstated	0	0	0	0	0	0.0	0	0	0	0	0	0	0.0
		Disposed Of	148	140	33	321	1,658	19.4	684	14	2	0	700	1,658	42.2
		End Pending	149	230	77	456	2,806	16.3	1,015	41	60	1	1,117	2,806	39.8

* TOTAL OF ALL CASES IN ALL CATEGORIES: CIVIL; DOMESTIC RELATIONS; CRIMINAL; QUASI-CRIMINAL; AND JUVENILE

**CRIMINAL AND QUASI-CRIMINAL
CASELOAD STATISTICS BY COUNTY
CIRCUIT COURTS OF ILLINOIS
CALENDAR YEAR 2016**

CIRCUIT	COUNTY		CRIMINAL						QUASI-CRIMINAL						
			FELONY	MISDEMEANOR	DUI	TOTAL CRIMINAL CASES	TOTAL * ALL CASES	CRIMINAL AS % OF ALL CASES	TRAFFIC	CONSERVATION CASES	ORDINANCE CASES	CIVIL LAW	TOTAL OF QUASI-CRIMINAL	TOTAL * ALL CASES	QUASI-CRIM AS % OF ALL CASES
2nd	RICHLAND	New Filed	220	230	56	506	2,852	17.7	1,490	28	42	7	1,567	2,852	54.9
		Reinstated	0	0	0	0	0	0.0	0	0	0	0	0	0	0.0
		Disposed Of	175	239	62	476	2,965	16.1	1,467	30	57	2	1,556	2,965	52.5
		End Pending	158	185	67	410	1,755	23.4	548	6	0	5	559	1,755	31.9
2nd	WABASH	New Filed	170	158	39	367	2,118	17.3	1,088	5	91	0	1,184	2,118	55.9
		Reinstated	0	0	0	0	0	0.0	0	0	0	0	0	0	0.0
		Disposed Of	160	156	48	364	2,012	18.1	1,107	4	68	0	1,179	2,012	58.6
		End Pending	101	125	63	289	1,894	15.3	579	1	87	0	667	1,894	35.2
2nd	WAYNE	New Filed	215	155	62	432	3,262	13.2	2,075	67	7	10	2,159	3,262	66.2
		Reinstated	1	0	0	1	1	100.0	0	0	0	0	0	1	0.0
		Disposed Of	201	136	57	394	2,965	13.3	1,966	75	7	0	2,048	2,965	69.1
		End Pending	247	219	87	553	6,560	8.4	4,360	30	22	10	4,422	6,560	67.4
2nd	WHITE	New Filed	186	237	46	469	3,580	13.1	2,301	13	23	13	2,350	3,580	65.6
		Reinstated	0	0	0	0	0	0.0	0	0	0	0	0	0	0.0
		Disposed Of	202	227	54	483	3,587	13.5	2,379	26	20	6	2,431	3,587	67.8
		End Pending	122	125	13	260	6,612	3.9	5,410	57	34	7	5,508	6,612	83.3
2nd Circuit	CIRCUIT TOTAL	New Filed	2,362	2,277	669	5,308	36,568	14.5	20,196	391	591	72	21,250	36,568	58.1
		Reinstated	1	0	0	1	16	6.3	0	0	0	0	0	16	0.0
		Disposed Of	2,036	2,200	648	4,884	35,063	13.9	19,872	410	542	16	20,840	35,063	59.4
		End Pending	2,250	2,026	785	5,061	45,040	11.2	20,130	303	591	56	21,080	45,040	46.8
3rd	BOND	New Filed	115	116	26	257	7,934	3.2	6,968	15	8	3	6,994	7,934	88.2
		Reinstated	0	0	0	0	2	0.0	0	0	0	0	0	2	0.0
		Disposed Of	116	121	31	268	7,226	3.7	6,506	18	14	1	6,539	7,226	90.5
		End Pending	190	275	31	496	10,002	5.0	6,046	18	10	2	6,076	10,002	60.7
3rd	MADISON	New Filed	3,390	5,941	913	10,244	67,770	15.1	38,607	134	2,991	135	41,867	67,770	61.8
		Reinstated	1,117	1	0	1,118	1,260	88.7	0	0	0	0	0	1,260	0.0
		Disposed Of	3,228	5,739	893	9,860	66,162	14.9	38,112	116	2,863	58	41,149	66,162	62.2
		End Pending	3,635	8,396	1,353	13,384	55,590	24.1	22,898	75	1,206	76	24,255	55,590	43.6
3rd Circuit	CIRCUIT TOTAL	New Filed	3,505	6,057	939	10,501	75,704	13.9	45,575	149	2,999	138	48,861	75,704	64.5
		Reinstated	1,117	1	0	1,118	1,262	88.6	0	0	0	0	0	1,262	0.0
		Disposed Of	3,344	5,860	924	10,128	73,388	13.8	44,618	134	2,877	59	47,688	73,388	65.0
		End Pending	3,825	8,671	1,384	13,880	65,592	21.2	28,944	93	1,216	78	30,331	65,592	46.2
4th	CHRISTIAN	New Filed	237	237	62	536	5,139	10.4	2,454	98	93	11	2,656	5,139	51.7
		Reinstated	0	0	1	1	7	14.3	1	0	0	0	1	7	14.3
		Disposed Of	227	258	62	547	5,032	10.9	2,503	104	103	3	2,713	5,032	53.9
		End Pending	220	138	65	423	4,381	9.7	1,693	22	79	8	1,802	4,381	41.1

* TOTAL OF ALL CASES IN ALL CATEGORIES: CIVIL; DOMESTIC RELATIONS; CRIMINAL; QUASI-CRIMINAL; AND JUVENILE

**CRIMINAL AND QUASI-CRIMINAL
CASELOAD STATISTICS BY COUNTY
CIRCUIT COURTS OF ILLINOIS
CALENDAR YEAR 2016**

CIRCUIT	COUNTY		CRIMINAL						QUASI-CRIMINAL						
			FELONY	MISDEMEANOR	DUI	TOTAL CRIMINAL CASES	TOTAL * ALL CASES	CRIMINAL AS % OF ALL CASES	TRAFFIC	CONSERVATION CASES	ORDINANCE CASES	CIVIL LAW	TOTAL OF QUASI-CRIMINAL CASES	TOTAL * ALL CASES	QUASI-CRIM AS % OF ALL CASES
4th	CLAY	New Filed	81	98	32	211	1,967	10.7	1,162	26	11	14	1,213	1,967	61.7
		Reinstated	0	0	0	0	0	0.0	0	0	0	0	0	0	0.0
		Disposed Of	82	105	35	222	2,023	11.0	1,213	17	17	3	1,250	2,023	61.8
		End Pending	40	40	28	108	712	15.2	182	15	0	11	208	712	29.2
4th	CLINTON	New Filed	201	370	122	693	4,339	16.0	2,379	80	34	15	2,508	4,339	57.8
		Reinstated	0	0	0	0	0	0.0	0	0	0	0	0	0	0.0
		Disposed Of	179	320	119	618	4,228	14.6	2,458	82	32	6	2,578	4,228	61.0
		End Pending	136	150	56	342	2,939	11.6	1,124	24	9	7	1,164	2,939	39.6
4th	EFFINGHAM	New Filed	338	436	179	953	7,858	12.1	5,318	32	37	113	5,500	7,858	70.0
		Reinstated	0	0	0	0	61	0.0	0	0	0	0	0	61	0.0
		Disposed Of	282	448	188	918	8,137	11.3	5,691	37	36	44	5,808	8,137	71.4
		End Pending	252	424	223	899	9,137	9.8	6,904	5	15	69	6,993	9,137	76.5
4th	FAYETTE	New Filed	320	313	99	732	6,882	10.6	4,833	98	58	27	5,016	6,882	72.9
		Reinstated	0	0	0	0	0	0.0	0	0	0	0	0	0	0.0
		Disposed Of	234	314	93	641	6,419	10.0	4,595	96	45	11	4,747	6,419	74.0
		End Pending	295	280	129	704	4,331	16.3	2,574	32	39	16	2,661	4,331	61.4
4th	JASPER	New Filed	67	74	50	191	2,141	8.9	1,604	47	21	10	1,682	2,141	78.6
		Reinstated	0	0	0	0	9	0.0	0	0	0	0	0	9	0.0
		Disposed Of	83	83	43	209	2,124	9.8	1,610	44	22	3	1,679	2,124	79.0
		End Pending	45	36	31	112	900	12.4	435	11	2	7	455	900	50.6
4th	MARION	New Filed	423	386	162	971	8,566	11.3	4,560	83	1,082	32	5,757	8,566	67.2
		Reinstated	0	0	0	0	9	0.0	0	0	0	0	0	9	0.0
		Disposed Of	409	348	169	926	8,263	11.2	4,507	84	1,059	25	5,675	8,263	68.7
		End Pending	332	301	211	844	5,386	15.7	2,566	8	263	7	2,844	5,386	52.8
4th	MONTGOMERY	New Filed	268	526	83	877	8,221	10.7	5,697	54	165	66	5,982	8,221	72.8
		Reinstated	0	0	0	0	0	0.0	0	0	0	0	0	0	0.0
		Disposed Of	212	508	84	804	8,073	10.0	5,797	47	146	4	5,994	8,073	74.2
		End Pending	207	210	75	492	6,093	8.1	4,203	20	46	62	4,331	6,093	71.1
4th	SHELBY	New Filed	146	231	50	427	2,327	18.3	838	93	39	22	992	2,327	42.6
		Reinstated	0	0	0	0	0	0.0	0	0	0	0	0	0	0.0
		Disposed Of	126	219	46	391	1,937	20.2	915	81	29	6	1,031	1,937	53.2
		End Pending	157	156	61	374	3,024	12.4	731	122	57	16	926	3,024	30.6
4th Circuit	CIRCUIT TOTAL	New Filed	2,081	2,671	839	5,591	47,440	11.8	28,845	611	1,540	310	31,306	47,440	66.0
		Reinstated	0	0	1	1	86	1.2	1	0	0	0	1	86	1.2
		Disposed Of	1,834	2,603	839	5,276	46,236	11.4	29,289	592	1,489	105	31,475	46,236	68.1
		End Pending	1,684	1,735	879	4,298	36,903	11.6	20,412	259	510	203	21,384	36,903	57.9

* TOTAL OF ALL CASES IN ALL CATEGORIES: CIVIL; DOMESTIC RELATIONS; CRIMINAL; QUASI-CRIMINAL; AND JUVENILE

**CRIMINAL AND QUASI-CRIMINAL
CASELOAD STATISTICS BY COUNTY
CIRCUIT COURTS OF ILLINOIS
CALENDAR YEAR 2016**

CIRCUIT	COUNTY		CRIMINAL						QUASI-CRIMINAL						
			FELONY	MISDEMEANOR	DUI	TOTAL CRIMINAL CASES	TOTAL * ALL CASES	CRIMINAL AS % OF ALL CASES	TRAFFIC	CONSERVATION CASES	ORDINANCE CASES	CIVIL LAW	TOTAL OF QUASI-CRIMINAL	TOTAL * ALL CASES	QUASI-CRIM AS % OF ALL CASES
5th	CLARK	New Filed	91	207	73	371	3,039	12.2	2,101	9	36	0	2,146	3,039	70.6
		Reinstated	0	0	0	0	0	0.0	0	0	0	0	0	0	0.0
		Disposed Of	89	199	58	346	2,507	13.8	1,852	22	36	0	1,910	2,507	76.2
		End Pending	56	190	95	341	4,168	8.2	2,073	19	25	0	2,117	4,168	50.8
5th	COLES	New Filed	482	570	234	1,286	10,445	12.3	4,640	70	1,111	20	5,841	10,445	55.9
		Reinstated	0	0	0	0	0	0.0	0	0	0	0	0	0	0.0
		Disposed Of	504	566	204	1,274	8,544	14.9	4,367	66	1,109	14	5,556	8,544	65.0
		End Pending	607	856	236	1,699	18,401	9.2	3,689	40	5,161	6	8,896	18,401	48.3
5th	CUMBERLAND	New Filed	61	100	39	200	1,832	10.9	1,258	12	6	10	1,286	1,832	70.2
		Reinstated	0	0	0	0	0	0.0	0	0	0	0	0	0	0.0
		Disposed Of	66	102	49	217	1,566	13.9	1,166	15	6	1	1,188	1,566	75.9
		End Pending	77	125	60	262	4,915	5.3	2,548	17	21	9	2,595	4,915	52.8
5th	EDGAR	New Filed	272	236	45	553	3,063	18.1	1,506	20	99	2	1,627	3,063	53.1
		Reinstated	0	0	0	0	0	0.0	0	0	0	0	0	0	0.0
		Disposed Of	210	252	51	513	2,589	19.8	1,324	8	67	1	1,400	2,589	54.1
		End Pending	303	186	66	555	3,434	16.2	916	17	105	1	1,039	3,434	30.3
5th	VERMILION	New Filed	891	956	154	2,001	14,615	13.7	7,673	105	177	0	7,955	14,615	54.4
		Reinstated	0	0	0	0	0	0.0	0	0	0	0	0	0	0.0
		Disposed Of	977	1,070	198	2,245	14,066	16.0	7,984	97	145	0	8,226	14,066	58.5
		End Pending	848	715	240	1,803	20,027	9.0	6,625	93	312	0	7,030	20,027	35.1
5th Circuit	CIRCUIT TOTAL	New Filed	1,797	2,069	545	4,411	32,994	13.4	17,178	216	1,429	32	18,855	32,994	57.1
		Reinstated	0	0	0	0	0	0.0	0	0	0	0	0	0	0.0
		Disposed Of	1,846	2,189	560	4,595	29,272	15.7	16,693	208	1,363	16	18,280	29,272	62.4
		End Pending	1,891	2,072	697	4,660	50,945	9.1	15,851	186	5,624	16	21,677	50,945	42.5
6th	CHAMPAIGN	New Filed	1,736	1,198	522	3,456	28,428	12.2	16,584	17	772	31	17,404	28,428	61.2
		Reinstated	360	49	29	438	915	47.9	354	0	22	10	386	915	42.2
		Disposed Of	1,869	1,360	607	3,836	28,523	13.4	16,739	9	1,203	24	17,975	28,523	63.0
		End Pending	2,264	940	363	3,567	38,861	9.2	10,136	26	85	17	10,264	38,861	26.4
6th	DEWITT	New Filed	107	240	81	428	3,350	12.8	1,854	140	11	30	2,035	3,350	60.7
		Reinstated	0	0	0	0	1	0.0	0	0	0	0	0	1	0.0
		Disposed Of	94	279	75	448	2,952	15.2	1,924	127	8	4	2,063	2,952	69.9
		End Pending	71	161	59	291	4,225	6.9	749	64	13	26	852	4,225	20.2
6th	DOUGLAS	New Filed	124	150	75	349	2,694	13.0	1,676	11	54	12	1,753	2,694	65.1
		Reinstated	0	0	0	0	8	0.0	0	0	0	0	0	8	0.0
		Disposed Of	106	155	76	337	2,859	11.8	1,938	10	54	5	2,007	2,859	70.2
		End Pending	120	77	58	255	2,587	9.9	1,826	4	26	7	1,863	2,587	72.0

* TOTAL OF ALL CASES IN ALL CATEGORIES: CIVIL; DOMESTIC RELATIONS; CRIMINAL; QUASI-CRIMINAL; AND JUVENILE

**CRIMINAL AND QUASI-CRIMINAL
CASELOAD STATISTICS BY COUNTY
CIRCUIT COURTS OF ILLINOIS
CALENDAR YEAR 2016**

CIRCUIT	COUNTY		CRIMINAL						QUASI-CRIMINAL						
			FELONY	MISDEMEANOR	DUI	TOTAL CRIMINAL CASES	TOTAL * ALL CASES	CRIMINAL AS % OF ALL CASES	TRAFFIC	CONSERVATION CASES	ORDINANCE CASES	CIVIL LAW	TOTAL OF QUASI-CRIMINAL	TOTAL * ALL CASES	QUASI-CRIM AS % OF ALL CASES
6th	MACON	New Filed	1,729	1,314	602	3,645	24,180	15.1	12,517	37	324	60	12,938	24,180	53.5
		Reinstated	1	0	0	1	4	25.0	0	0	0	0	0	4	0.0
		Disposed Of	1,721	1,293	551	3,565	24,945	14.3	13,120	40	366	48	13,574	24,945	54.4
		End Pending	1,213	843	378	2,434	14,861	16.4	4,771	27	366	48	5,212	14,861	35.1
6th	MOULTRIE	New Filed	52	109	38	199	2,317	8.6	1,611	47	7	0	1,665	2,317	71.9
		Reinstated	0	0	0	0	7	0.0	1	0	1	0	2	7	28.6
		Disposed Of	55	91	45	191	2,342	8.2	1,638	36	7	0	1,681	2,342	71.8
		End Pending	25	69	22	116	775	15.0	312	17	2	0	331	775	42.7
6th	PIATT	New Filed	69	105	56	230	3,171	7.3	2,337	5	17	1	2,360	3,171	74.4
		Reinstated	0	0	0	0	0	0.0	0	0	0	0	0	0	0.0
		Disposed Of	48	108	59	215	3,185	6.8	2,501	29	19	0	2,549	3,185	80.0
		End Pending	96	104	39	239	2,517	9.5	1,127	4	30	1	1,162	2,517	46.2
6th Circuit	CIRCUIT TOTAL	New Filed	3,817	3,116	1,374	8,307	64,140	13.0	36,579	257	1,185	134	38,155	64,140	59.5
		Reinstated	361	49	29	439	935	47.0	355	0	23	10	388	935	41.5
		Disposed Of	3,893	3,286	1,413	8,592	64,806	13.3	37,860	251	1,657	81	39,849	64,806	61.5
		End Pending	3,789	2,194	919	6,902	63,826	10.8	18,921	142	522	99	19,684	63,826	30.8
7th	GREENE	New Filed	126	139	88	353	2,076	17.0	1,089	36	1	7	1,133	2,076	54.6
		Reinstated	10	3	3	16	21	76.2	0	0	0	0	0	21	0.0
		Disposed Of	139	149	71	359	1,993	18.0	1,071	31	0	1	1,103	1,993	55.3
		End Pending	78	67	54	199	912	21.8	353	10	2	6	371	912	40.7
7th	JERSEY	New Filed	253	427	86	766	5,526	13.9	3,603	53	247	10	3,913	5,526	70.8
		Reinstated	0	0	0	0	0	0.0	0	0	0	0	0	0	0.0
		Disposed Of	213	414	85	712	5,285	13.5	3,446	51	236	4	3,737	5,285	70.7
		End Pending	212	235	61	508	2,629	19.3	1,370	21	38	6	1,435	2,629	54.6
7th	MACOUPIN	New Filed	287	583	191	1,061	11,196	9.5	7,919	33	188	33	8,173	11,196	73.0
		Reinstated	0	1	0	1	5	20.0	1	0	0	0	1	5	20.0
		Disposed Of	293	581	197	1,071	10,466	10.2	7,620	49	129	3	7,801	10,466	74.5
		End Pending	396	833	211	1,440	10,660	13.5	4,752	13	408	30	5,203	10,660	48.8
7th	MORGAN	New Filed	247	347	66	660	5,491	12.0	2,812	38	108	0	2,958	5,491	53.9
		Reinstated	2	0	0	2	11	18.2	5	1	0	0	6	11	54.5
		Disposed Of	169	303	75	547	5,312	10.3	2,741	44	90	0	2,875	5,312	54.1
		End Pending	181	149	47	377	2,553	14.8	600	3	54	0	657	2,553	25.7
7th	SANGAMON	New Filed	1,364	1,327	879	3,570	50,089	7.1	30,983	138	326	80	31,527	50,089	62.9
		Reinstated	0	0	0	0	5	0.0	0	0	0	0	0	5	0.0
		Disposed Of	1,405	1,569	978	3,952	53,508	7.4	33,970	172	401	50	34,593	53,508	64.7
		End Pending	1,355	2,563	1,362	5,280	65,316	8.1	27,461	188	562	30	28,241	65,316	43.2

* TOTAL OF ALL CASES IN ALL CATEGORIES: CIVIL; DOMESTIC RELATIONS; CRIMINAL; QUASI-CRIMINAL; AND JUVENILE

**CRIMINAL AND QUASI-CRIMINAL
CASELOAD STATISTICS BY COUNTY
CIRCUIT COURTS OF ILLINOIS
CALENDAR YEAR 2016**

CIRCUIT	COUNTY		CRIMINAL						QUASI-CRIMINAL						
			FELONY	MISDEMEANOR	DUI	TOTAL CRIMINAL CASES	TOTAL * ALL CASES	CRIMINAL AS % OF ALL CASES	TRAFFIC	CONSERVATION CASES	ORDINANCE CASES	CIVIL LAW	TOTAL OF QUASI-CRIMINAL	TOTAL * ALL CASES	QUASI-CRIM AS % OF ALL CASES
7th	SCOTT	New Filed	32	23	10	65	1,135	5.7	861	19	0	1	881	1,135	77.6
		Reinstated	0	1	0	1	1	100.0	0	0	0	0	0	1	0.0
		Disposed Of	29	25	5	59	1,038	5.7	829	19	0	0	848	1,038	81.7
		End Pending	25	23	8	56	923	6.1	522	3	1	1	527	923	57.1
7th Circuit	CIRCUIT TOTAL	New Filed	2,309	2,846	1,320	6,475	75,513	8.6	47,267	317	870	131	48,585	75,513	64.3
		Reinstated	12	5	3	20	43	46.5	6	1	0	0	7	43	16.3
		Disposed Of	2,248	3,041	1,411	6,700	77,602	8.6	49,677	366	856	58	50,957	77,602	65.7
		End Pending	2,247	3,870	1,743	7,860	82,993	9.5	35,058	238	1,065	73	36,434	82,993	43.9
8th	ADAMS	New Filed	762	482	153	1,397	12,752	11.0	5,785	81	1,420	6	7,292	12,752	57.2
		Reinstated	0	0	0	0	0	0.0	0	0	0	0	0	0	0.0
		Disposed Of	659	463	158	1,280	12,696	10.1	5,814	86	1,401	3	7,304	12,696	57.5
		End Pending	815	337	166	1,318	7,577	17.4	2,980	41	450	3	3,474	7,577	45.8
8th	BROWN	New Filed	15	45	18	78	1,068	7.3	719	25	1	2	747	1,068	69.9
		Reinstated	0	0	0	0	1	0.0	0	0	0	0	0	1	0.0
		Disposed Of	20	39	17	76	1,115	6.8	741	33	0	1	775	1,115	69.5
		End Pending	18	88	19	125	570	21.9	235	3	3	1	242	570	42.5
8th	CALHOUN	New Filed	27	42	11	80	813	9.8	565	40	25	0	630	813	77.5
		Reinstated	0	0	0	0	0	0.0	0	0	0	0	0	0	0.0
		Disposed Of	20	41	4	65	705	9.2	508	45	13	0	566	705	80.3
		End Pending	20	27	10	57	490	11.6	220	10	33	0	263	490	53.7
8th	CASS	New Filed	86	159	33	278	1,821	15.3	951	52	33	7	1,043	1,821	57.3
		Reinstated	0	0	0	0	4	0.0	0	0	0	0	0	4	0.0
		Disposed Of	90	169	45	304	1,873	16.2	939	52	42	2	1,035	1,873	55.3
		End Pending	136	71	40	247	1,139	21.7	442	9	28	5	484	1,139	42.5
8th	MASON	New Filed	153	145	39	337	3,416	9.9	2,300	29	77	4	2,410	3,416	70.6
		Reinstated	0	0	0	0	2	0.0	0	0	1	0	1	2	50.0
		Disposed Of	135	148	30	313	3,106	10.1	2,122	23	84	0	2,229	3,106	71.8
		End Pending	103	124	44	271	3,023	9.0	1,612	27	28	4	1,671	3,023	55.3
8th	MENARD	New Filed	55	92	36	183	1,494	12.2	960	3	3	0	966	1,494	64.7
		Reinstated	0	0	1	1	6	16.7	0	0	0	0	0	6	0.0
		Disposed Of	62	68	34	164	1,462	11.2	901	2	2	0	905	1,462	61.9
		End Pending	32	36	19	87	716	12.2	305	0	5	0	310	716	43.3
8th	PIKE	New Filed	167	204	49	420	4,477	9.4	3,024	66	14	11	3,115	4,477	69.6
		Reinstated	0	0	0	0	0	0.0	0	0	0	0	0	0	0.0
		Disposed Of	143	211	56	410	4,590	8.9	3,381	64	19	3	3,467	4,590	75.5
		End Pending	122	337	97	556	4,983	11.2	2,820	93	31	12	2,956	4,983	59.3

* TOTAL OF ALL CASES IN ALL CATEGORIES: CIVIL; DOMESTIC RELATIONS; CRIMINAL; QUASI-CRIMINAL; AND JUVENILE

**CRIMINAL AND QUASI-CRIMINAL
CASELOAD STATISTICS BY COUNTY
CIRCUIT COURTS OF ILLINOIS
CALENDAR YEAR 2016**

CIRCUIT	COUNTY		CRIMINAL						QUASI-CRIMINAL						
			FELONY	MISDEMEANOR	DUI	TOTAL CRIMINAL CASES	TOTAL * ALL CASES	CRIMINAL AS % OF ALL CASES	TRAFFIC	CONSERVATION CASES	ORDINANCE CASES	CIVIL LAW	TOTAL OF QUASI-CRIMINAL	TOTAL * ALL CASES	QUASI-CRIM AS % OF ALL CASES
8th.....	SCHUYLER	New Filed	39	58	28	125	2,398	5.2	1,867	29	2	1	1,899	2,398	79.2
		Reinstated	0	0	0	0	1	0.0	0	0	0	0	0	1	0.0
		Disposed Of	33	61	23	117	2,359	5.0	1,789	34	2	1	1,826	2,359	77.4
		End Pending	39	50	25	114	1,191	9.6	761	12	2	0	775	1,191	65.1
8th Circuit	CIRCUIT TOTAL	New Filed	1,304	1,227	367	2,898	28,239	10.3	16,171	325	1,575	31	18,102	28,239	64.1
		Reinstated	0	0	1	1	14	7.1	0	0	1	0	1	14	7.1
		Disposed Of	1,162	1,200	367	2,729	27,906	9.8	16,195	339	1,563	10	18,107	27,906	64.9
		End Pending	1,285	1,070	420	2,775	19,689	14.1	9,375	195	580	25	10,175	19,689	51.7
9th.....	FULTON	New Filed	222	385	123	730	6,202	11.8	3,485	85	197	46	3,813	6,202	61.5
		Reinstated	0	0	0	0	13	0.0	0	0	0	0	0	13	0.0
		Disposed Of	208	386	127	721	6,173	11.7	3,495	77	218	36	3,826	6,173	62.0
		End Pending	271	357	95	723	3,002	24.1	927	10	71	10	1,018	3,002	33.9
9th.....	HANCOCK	New Filed	167	135	75	377	2,552	14.8	1,445	48	23	0	1,516	2,552	59.4
		Reinstated	0	0	0	0	0	0.0	0	0	0	0	0	0	0.0
		Disposed Of	151	126	54	331	2,331	14.2	1,237	40	20	0	1,297	2,331	55.6
		End Pending	95	183	68	346	2,136	16.2	780	19	16	0	815	2,136	38.2
9th.....	HENDERSON	New Filed	67	59	104	230	1,922	12.0	1,343	16	97	0	1,456	1,922	75.8
		Reinstated	0	0	0	0	19	0.0	0	0	0	0	0	19	0.0
		Disposed Of	74	62	138	274	2,105	13.0	1,480	17	84	0	1,581	2,105	75.1
		End Pending	77	107	74	258	1,237	20.9	422	10	99	0	531	1,237	42.9
9th.....	KNOX	New Filed	621	765	183	1,569	10,299	15.2	5,710	33	307	43	6,093	10,299	59.2
		Reinstated	0	0	0	0	0	0.0	0	0	0	0	0	0	0.0
		Disposed Of	735	804	204	1,743	10,410	16.7	5,609	47	360	20	6,036	10,410	58.0
		End Pending	977	565	156	1,698	7,628	22.3	3,637	8	37	23	3,705	7,628	48.6
9th.....	MCDONOUGH	New Filed	339	487	120	946	6,142	15.4	3,252	10	579	49	3,890	6,142	63.3
		Reinstated	0	0	0	0	0	0.0	0	0	0	0	0	0	0.0
		Disposed Of	339	686	128	1,153	7,366	15.7	4,199	19	618	29	4,865	7,366	66.0
		End Pending	377	441	442	1,260	7,028	17.9	1,830	18	699	20	2,567	7,028	36.5
9th.....	WARREN	New Filed	176	182	122	480	3,558	13.5	2,081	2	297	0	2,380	3,558	66.9
		Reinstated	0	0	0	0	0	0.0	0	0	0	0	0	0	0.0
		Disposed Of	130	182	76	388	3,143	12.3	1,988	2	265	0	2,255	3,143	71.7
		End Pending	166	163	132	461	3,796	12.1	2,423	2	118	0	2,543	3,796	67.0
9th Circuit	CIRCUIT TOTAL	New Filed	1,592	2,013	727	4,332	30,675	14.1	17,316	194	1,500	138	19,148	30,675	62.4
		Reinstated	0	0	0	0	32	0.0	0	0	0	0	0	32	0.0
		Disposed Of	1,637	2,246	727	4,610	31,528	14.6	18,008	202	1,565	85	19,860	31,528	63.0
		End Pending	1,963	1,816	967	4,746	24,827	19.1	10,019	67	1,040	53	11,179	24,827	45.0

* TOTAL OF ALL CASES IN ALL CATEGORIES: CIVIL; DOMESTIC RELATIONS; CRIMINAL; QUASI-CRIMINAL; AND JUVENILE

**CRIMINAL AND QUASI-CRIMINAL
CASELOAD STATISTICS BY COUNTY
CIRCUIT COURTS OF ILLINOIS
CALENDAR YEAR 2016**

CIRCUIT	COUNTY		CRIMINAL						QUASI-CRIMINAL						
			FELONY	MISDEMEANOR	DUI	TOTAL CRIMINAL CASES	TOTAL * ALL CASES	CRIMINAL AS % OF ALL CASES	TRAFFIC	CONSERVATION CASES	ORDNANCE CASES	CIVIL LAW	TOTAL OF QUASI-CRIMINAL	TOTAL * ALL CASES	QUASI-CRIM AS % OF ALL CASES
10th.....	MARSHALL	New Filed	50	91	40	181	1,483	12.2	853	43	6	21	923	1,483	62.2
		Reinstated	0	0	0	0	2	0.0	0	0	0	0	0	2	0.0
		Disposed Of	36	84	37	157	1,349	11.6	795	37	3	8	843	1,349	62.5
		End Pending	56	141	36	233	1,473	15.8	751	9	9	14	783	1,473	53.2
10th.....	PEORIA	New Filed	940	2,024	523	3,487	34,576	10.1	18,819	63	1,675	17	20,574	34,576	59.5
		Reinstated	4	0	0	4	4	100.0	0	0	0	0	0	4	0.0
		Disposed Of	913	2,209	489	3,611	34,940	10.3	18,392	77	1,786	8	20,263	34,940	58.0
		End Pending	572	518	946	2,036	36,657	5.6	20,729	226	3,016	9	23,980	36,657	65.4
10th.....	PUTNAM	New Filed	11	56	10	77	848	9.1	538	55	2	5	600	848	70.8
		Reinstated	0	0	0	0	0	0.0	0	0	0	0	0	0	0.0
		Disposed Of	9	60	12	81	783	10.3	514	74	3	3	594	783	75.9
		End Pending	20	93	14	127	623	20.4	234	36	2	2	274	623	44.0
10th.....	STARK	New Filed	17	19	7	43	828	5.2	587	1	0	4	592	828	71.5
		Reinstated	0	0	0	0	0	0.0	0	0	0	0	0	0	0.0
		Disposed Of	20	22	13	55	816	6.7	581	0	0	2	583	816	71.4
		End Pending	23	14	12	49	370	13.2	148	1	0	2	151	370	40.8
10th.....	TAZEWELL	New Filed	656	896	590	2,142	33,046	6.5	24,011	71	1,833	0	25,915	33,046	78.4
		Reinstated	3	0	0	3	18	16.7	0	0	0	0	0	18	0.0
		Disposed Of	579	835	559	1,973	31,787	6.2	24,055	60	1,682	0	25,797	31,787	81.2
		End Pending	389	271	562	1,222	13,067	9.4	4,962	10	282	0	5,254	13,067	40.2
10th Circuit	CIRCUIT TOTAL	New Filed	1,674	3,086	1,170	5,930	70,781	8.4	44,808	233	3,516	47	48,604	70,781	68.7
		Reinstated	7	0	0	7	24	29.2	0	0	0	0	0	24	0.0
		Disposed Of	1,557	3,210	1,110	5,877	69,675	8.4	44,337	248	3,474	21	48,080	69,675	69.0
		End Pending	1,060	1,037	1,570	3,667	52,190	7.0	26,824	282	3,309	27	30,442	52,190	58.3
11th.....	FORD	New Filed	88	122	43	253	1,795	14.1	950	4	46	10	1,010	1,795	56.3
		Reinstated	0	0	0	0	0	0.0	0	0	0	0	0	0	0.0
		Disposed Of	92	134	49	275	1,765	15.6	967	3	42	2	1,014	1,765	57.5
		End Pending	134	113	50	297	3,429	8.7	2,139	5	22	8	2,174	3,429	63.4
11th.....	LIVINGSTON	New Filed	302	425	117	844	7,172	11.8	4,531	20	77	76	4,704	7,172	65.6
		Reinstated	2	0	0	2	4	50.0	2	0	0	0	2	4	50.0
		Disposed Of	344	406	117	867	7,010	12.4	4,361	15	71	27	4,474	7,010	63.8
		End Pending	243	236	89	568	6,830	8.3	4,212	11	425	49	4,697	6,830	68.8
11th.....	LOGAN	New Filed	185	306	71	562	6,170	9.1	3,695	9	100	22	3,826	6,170	62.0
		Reinstated	0	0	0	0	0	0.0	0	0	0	0	0	0	0.0
		Disposed Of	196	429	92	717	6,276	11.4	3,635	9	93	14	3,751	6,276	59.8
		End Pending	140	342	68	550	6,185	8.9	3,625	2	19	8	3,654	6,185	59.1

* TOTAL OF ALL CASES IN ALL CATEGORIES: CIVIL; DOMESTIC RELATIONS; CRIMINAL; QUASI-CRIMINAL; AND JUVENILE

**CRIMINAL AND QUASI-CRIMINAL
CASELOAD STATISTICS BY COUNTY
CIRCUIT COURTS OF ILLINOIS
CALENDAR YEAR 2016**

CIRCUIT	COUNTY		CRIMINAL					QUASI-CRIMINAL							
			FELONY	MISDEMEANOR	DUI	TOTAL CRIMINAL CASES	TOTAL * ALL CASES	CRIMINAL AS % OF ALL CASES	TRAFFIC	CONSERVATION CASES	ORDINANCE CASES	CIVIL LAW	TOTAL OF QUASI-CRIMINAL	TOTAL * ALL CASES	QUASI-CRIM AS % OF ALL CASES
11th.....	MCLEAN	New Filed	1,462	2,008	844	4,314	38,126	11.3	24,299	27	1,280	109	25,715	38,126	67.4
		Reinstated	47	175	13	235	1,063	22.1	469	0	4	0	473	1,063	44.5
		Disposed Of	1,523	2,454	909	4,886	40,399	12.1	25,311	29	1,199	43	26,582	40,399	65.8
		End Pending	987	853	445	2,285	17,363	13.2	8,891	5	346	67	9,309	17,363	53.6
11th.....	WOODFORD	New Filed	188	223	83	494	4,143	11.9	2,659	14	24	22	2,719	4,143	65.6
		Reinstated	0	0	0	0	0	0.0	0	0	0	0	0	0	0.0
		Disposed Of	202	286	86	574	4,046	14.2	2,795	19	24	17	2,855	4,046	70.6
		End Pending	118	165	70	353	7,419	4.8	3,770	43	41	5	3,859	7,419	52.0
11th Circuit	CIRCUIT TOTAL	New Filed	2,225	3,084	1,158	6,467	57,406	11.3	36,134	74	1,527	239	37,974	57,406	66.1
		Reinstated	49	175	13	237	1,067	22.2	471	0	4	0	475	1,067	44.5
		Disposed Of	2,357	3,709	1,253	7,319	59,496	12.3	37,069	75	1,429	103	38,676	59,496	65.0
		End Pending	1,622	1,709	722	4,053	41,226	9.8	22,637	66	853	137	23,693	41,226	57.5
12th.....	WILL	New Filed	2,663	3,340	1,633	7,636	126,054	6.1	87,535	279	4,126	51	91,991	126,054	73.0
		Reinstated	44	22	11	77	3,743	2.1	2,964	6	212	0	3,182	3,743	85.0
		Disposed Of	2,747	3,424	1,688	7,859	132,385	5.9	91,172	265	4,569	20	96,026	132,385	72.5
		End Pending	2,746	2,202	2,926	7,874	80,886	9.7	53,941	40	4,380	31	58,392	80,886	72.2
12th Circuit	CIRCUIT TOTAL	New Filed	2,663	3,340	1,633	7,636	126,054	6.1	87,535	279	4,126	51	91,991	126,054	73.0
		Reinstated	44	22	11	77	3,743	2.1	2,964	6	212	0	3,182	3,743	85.0
		Disposed Of	2,747	3,424	1,688	7,859	132,385	5.9	91,172	265	4,569	20	96,026	132,385	72.5
		End Pending	2,746	2,202	2,926	7,874	80,886	9.7	53,941	40	4,380	31	58,392	80,886	72.2
13th.....	BUREAU	New Filed	96	264	72	432	5,030	8.6	3,124	131	37	15	3,307	5,030	65.7
		Reinstated	0	0	0	0	0	0.0	0	0	0	0	0	0	0.0
		Disposed Of	112	265	74	451	4,529	10.0	2,788	149	31	0	2,968	4,529	65.5
		End Pending	66	325	110	501	5,167	9.7	2,817	29	51	15	2,912	5,167	56.4
13th.....	GRUNDY	New Filed	284	563	252	1,099	11,369	9.7	7,796	80	179	39	8,094	11,369	71.2
		Reinstated	0	0	0	0	82	0.0	0	0	0	0	82	82	0.0
		Disposed Of	235	656	226	1,117	11,453	9.8	7,863	82	163	21	8,129	11,453	71.0
		End Pending	264	196	192	652	3,612	18.1	1,578	6	28	18	1,630	3,612	45.1
13th.....	LASALLE	New Filed	483	1,237	550	2,270	21,927	10.4	12,286	1,347	778	163	14,574	21,927	66.5
		Reinstated	34	114	21	169	653	25.9	278	8	55	0	341	653	52.2
		Disposed Of	522	1,453	508	2,483	22,215	11.2	12,304	1,355	844	103	14,606	22,215	65.7
		End Pending	286	348	348	982	11,036	8.9	7,083	69	132	63	7,347	11,036	66.6
13th Circuit	CIRCUIT TOTAL	New Filed	863	2,064	874	3,801	38,326	9.9	23,206	1,558	994	217	25,975	38,326	67.8
		Reinstated	34	114	21	169	735	23.0	278	8	55	0	341	735	46.4
		Disposed Of	869	2,374	808	4,051	38,197	10.6	22,955	1,586	1,038	124	25,703	38,197	67.3
		End Pending	616	869	650	2,135	19,815	10.8	11,478	104	211	96	11,889	19,815	60.0

* TOTAL OF ALL CASES IN ALL CATEGORIES: CIVIL; DOMESTIC RELATIONS; CRIMINAL; QUASI-CRIMINAL; AND JUVENILE

**CRIMINAL AND QUASI-CRIMINAL
CASELOAD STATISTICS BY COUNTY
CIRCUIT COURTS OF ILLINOIS
CALENDAR YEAR 2016**

CIRCUIT	COUNTY		CRIMINAL						QUASI-CRIMINAL						
			FELONY	MISDEMEANOR	DUI	TOTAL CRIMINAL CASES	TOTAL * ALL CASES	CRIMINAL AS % OF ALL CASES	TRAFFIC	CONSERVATION CASES	ORDINANCE CASES	CIVIL LAW	TOTAL OF QUASI-CRIMINAL	TOTAL * ALL CASES	QUASI-CRIM AS % OF ALL CASES
14th.....	HENRY	New Filed	438	464	228	1,130	9,906	11.4	6,583	15	289	0	6,887	9,906	69.5
		Reinstated	1	1	0	2	48	4.2	0	0	46	46	48	48	95.8
		Disposed Of	448	483	237	1,168	9,988	11.7	6,750	13	300	13	7,076	9,988	70.8
		End Pending	457	598	310	1,365	9,711	14.1	6,231	11	78	33	6,353	9,711	65.4
14th.....	MERCER	New Filed	162	141	57	360	2,621	13.7	1,586	26	135	0	1,747	2,621	66.7
		Reinstated	0	0	0	0	0	0.0	0	0	0	0	0	0	0.0
		Disposed Of	141	139	57	337	2,226	15.1	1,533	22	151	0	1,706	2,226	76.6
		End Pending	101	93	30	224	2,854	7.8	321	6	85	0	412	2,854	14.4
14th.....	ROCK ISLAND	New Filed	1,051	1,556	725	3,332	28,311	11.8	16,449	77	656	0	17,182	28,311	60.7
		Reinstated	1	0	0	1	16	6.3	0	0	0	0	16	16	0.0
		Disposed Of	857	1,449	724	3,030	26,275	11.5	15,811	73	519	0	16,403	26,275	62.4
		End Pending	885	1,953	777	3,615	35,895	10.1	19,837	70	1,906	0	21,813	35,895	60.8
14th.....	WHITESIDE	New Filed	360	394	209	963	11,790	8.2	7,014	61	134	39	7,248	11,790	61.5
		Reinstated	1	1	0	2	18	11.1	9	0	0	0	9	18	50.0
		Disposed Of	369	368	243	980	11,308	8.7	6,793	48	156	29	7,026	11,308	62.1
		End Pending	447	436	206	1,089	9,541	11.4	6,175	34	130	10	6,349	9,541	66.5
14th Circuit	CIRCUIT TOTAL	New Filed	2,011	2,555	1,219	5,785	52,628	11.0	31,632	179	1,214	39	33,064	52,628	62.8
		Reinstated	3	2	0	5	82	6.1	9	0	46	55	82	82	67.1
		Disposed Of	1,815	2,439	1,261	5,515	49,797	11.1	30,887	156	1,126	42	32,211	49,797	64.7
		End Pending	1,890	3,080	1,323	6,293	58,001	10.8	32,564	121	2,199	43	34,927	58,001	60.2
15th.....	CARROLL	New Filed	62	289	78	429	3,144	13.6	2,067	77	35	14	2,193	3,144	69.8
		Reinstated	0	0	0	0	2	0.0	0	0	0	0	2	2	0.0
		Disposed Of	71	311	95	477	3,159	15.1	2,080	101	33	9	2,223	3,159	70.4
		End Pending	63	304	64	431	1,830	23.6	828	60	12	5	905	1,830	49.5
15th.....	JO DAVIESS	New Filed	72	157	101	330	4,445	7.4	3,005	131	291	0	3,427	4,445	77.1
		Reinstated	0	0	0	0	0	0.0	0	0	0	0	0	0	0.0
		Disposed Of	54	144	87	285	4,387	6.5	2,994	143	276	0	3,413	4,387	77.8
		End Pending	45	93	58	196	2,401	8.2	1,653	10	84	0	1,747	2,401	72.8
15th.....	LEE	New Filed	254	225	177	656	9,848	6.7	7,027	14	149	35	7,225	9,848	73.4
		Reinstated	0	0	0	0	3	0.0	0	0	0	0	3	3	0.0
		Disposed Of	267	237	161	665	9,237	7.2	6,718	29	137	14	6,898	9,237	74.7
		End Pending	324	348	155	827	6,147	13.5	3,791	4	42	24	3,861	6,147	62.8
15th.....	OGLE	New Filed	224	426	161	811	9,222	8.8	6,510	105	97	18	6,730	9,222	73.0
		Reinstated	0	0	0	0	2	0.0	0	0	0	0	2	2	0.0
		Disposed Of	233	472	162	867	9,541	9.1	6,711	146	91	6	6,954	9,541	72.9
		End Pending	287	753	246	1,286	9,243	13.9	6,509	83	131	12	6,735	9,243	72.9

* TOTAL OF ALL CASES IN ALL CATEGORIES: CIVIL; DOMESTIC RELATIONS; CRIMINAL; QUASI-CRIMINAL; AND JUVENILE

**CRIMINAL AND QUASI-CRIMINAL
CASELOAD STATISTICS BY COUNTY
CIRCUIT COURTS OF ILLINOIS
CALENDAR YEAR 2016**

CIRCUIT	COUNTY		CRIMINAL						QUASI-CRIMINAL						
			FELONY	MISDEMEANOR	DUI	TOTAL CRIMINAL CASES	TOTAL * ALL CASES	CRIMINAL AS % OF ALL CASES	TRAFFIC	CONSERVATION CASES	ORDNANCE CASES	CIVIL LAW	TOTAL OF QUASI-CRIMINAL	TOTAL * ALL CASES	QUASI-CRIM AS % OF ALL CASES
15th.....	STEPHENSON	New Filed	317	1,112	154	1,583	10,630	14.9	6,470	33	538	0	7,041	10,630	66.2
		Reinstated	0	0	0	0	7	0.0	0	0	0	0	0	7	0.0
		Disposed Of	264	1,095	124	1,483	10,380	14.3	6,320	42	497	0	6,859	10,380	66.1
		End Pending	307	547	120	974	5,817	16.7	3,302	9	234	0	3,545	5,817	60.9
15th Circuit	CIRCUIT TOTAL	New Filed	929	2,209	671	3,809	37,289	10.2	25,079	360	1,110	67	26,616	37,289	71.4
		Reinstated	0	0	0	0	14	0.0	0	0	0	0	14	0.0	
		Disposed Of	889	2,259	629	3,777	36,704	10.3	24,823	461	1,034	29	26,347	36,704	71.8
		End Pending	1,026	2,045	643	3,714	25,438	14.6	16,083	166	503	41	16,793	25,438	66.0
16th.....	KANE	New Filed	2,031	3,735	1,220	6,986	75,848	9.2	53,889	140	2,176	47	56,252	75,848	74.2
		Reinstated	97	178	45	320	787	40.7	326	0	22	0	348	787	44.2
		Disposed Of	2,101	4,428	1,172	7,701	84,406	9.1	60,145	155	2,417	25	62,742	84,406	74.3
		End Pending	3,318	2,793	1,957	8,068	48,993	16.5	7,661	1	4,870	22	12,554	48,993	25.6
16th Circuit	CIRCUIT TOTAL	New Filed	2,031	3,735	1,220	6,986	75,848	9.2	53,889	140	2,176	47	56,252	75,848	74.2
		Reinstated	97	178	45	320	787	40.7	326	0	22	0	348	787	44.2
		Disposed Of	2,101	4,428	1,172	7,701	84,406	9.1	60,145	155	2,417	25	62,742	84,406	74.3
		End Pending	3,318	2,793	1,957	8,068	48,993	16.5	7,661	1	4,870	22	12,554	48,993	25.6
17th.....	BOONE	New Filed	349	1,085	269	1,703	14,898	11.4	10,861	21	239	99	11,220	14,898	75.3
		Reinstated	0	0	0	0	7	0.0	0	0	0	0	7	0.0	
		Disposed Of	392	1,297	317	2,006	15,347	13.1	11,100	17	273	59	11,449	15,347	74.6
		End Pending	444	1,120	532	2,096	13,895	15.1	10,695	10	73	40	10,818	13,895	77.9
17th.....	WINNEBAGO	New Filed	3,332	3,771	1,278	8,381	62,469	13.4	37,325	217	457	223	38,222	62,469	61.2
		Reinstated	22	6	1	29	213	13.6	0	0	0	2	2	213	0.9
		Disposed Of	3,034	3,721	1,198	7,953	60,319	13.2	35,992	197	478	140	36,807	60,319	61.0
		End Pending	3,871	7,136	2,148	13,155	80,051	16.4	39,806	177	474	85	40,542	80,051	50.6
17th Circuit	CIRCUIT TOTAL	New Filed	3,681	4,856	1,547	10,084	77,367	13.0	48,186	238	696	322	49,442	77,367	63.9
		Reinstated	22	6	1	29	220	13.2	0	0	0	2	2	220	0.9
		Disposed Of	3,426	5,018	1,515	9,959	75,666	13.2	47,092	214	751	199	48,256	75,666	63.8
		End Pending	4,315	8,256	2,680	15,251	93,946	16.2	50,501	187	547	125	51,360	93,946	54.7
18th.....	DUPAGE	New Filed	2,319	5,370	5,255	12,944	185,905	7.0	140,736	1,073	6,800	0	148,609	185,905	79.9
		Reinstated	532	1,369	592	2,493	10,750	23.2	7,323	31	324	0	7,678	10,750	71.4
		Disposed Of	2,817	7,084	5,931	15,832	198,414	8.0	149,434	1,116	7,219	0	157,769	198,414	79.5
		End Pending	1,823	2,878	3,526	8,227	53,923	15.3	27,069	130	3,212	0	30,411	53,923	56.4
18th Circuit	CIRCUIT TOTAL	New Filed	2,319	5,370	5,255	12,944	185,905	7.0	140,736	1,073	6,800	0	148,609	185,905	79.9
		Reinstated	532	1,369	592	2,493	10,750	23.2	7,323	31	324	0	7,678	10,750	71.4
		Disposed Of	2,817	7,084	5,931	15,832	198,414	8.0	149,434	1,116	7,219	0	157,769	198,414	79.5
		End Pending	1,823	2,878	3,526	8,227	53,923	15.3	27,069	130	3,212	0	30,411	53,923	56.4

* TOTAL OF ALL CASES IN ALL CATEGORIES: CIVIL; DOMESTIC RELATIONS; CRIMINAL; QUASI-CRIMINAL; AND JUVENILE

**CRIMINAL AND QUASI-CRIMINAL
CASELOAD STATISTICS BY COUNTY
CIRCUIT COURTS OF ILLINOIS
CALENDAR YEAR 2016**

CIRCUIT	COUNTY		CRIMINAL						QUASI-CRIMINAL						
			FELONY	MISDEMEANOR	DUI	TOTAL CRIMINAL CASES	TOTAL * ALL CASES	CRIMINAL AS % OF ALL CASES	TRAFFIC	CONSERVATION CASES	ORDINANCE CASES	CIVIL LAW	TOTAL OF QUASI-CRIMINAL	TOTAL * ALL CASES	QUASI-CRIM AS % OF ALL CASES
19th.....	LAKE	New Filed	3,387	4,282	2,166	9,835	134,203	7.3	96,746	853	4,031	200	101,830	134,203	75.9
		Reinstated	286	302	91	679	4,919	13.8	2,607	5	77	0	2,689	4,919	54.7
		Disposed Of	2,609	5,901	2,431	10,941	142,748	7.7	101,501	812	4,377	78	106,768	142,748	74.8
		End Pending	1,742	1,499	1,112	4,353	37,721	11.5	17,748	130	954	122	18,954	37,721	50.2
19th Circuit	CIRCUIT TOTAL	New Filed	3,387	4,282	2,166	9,835	134,203	7.3	96,746	853	4,031	200	101,830	134,203	75.9
		Reinstated	286	302	91	679	4,919	13.8	2,607	5	77	0	2,689	4,919	54.7
		Disposed Of	2,609	5,901	2,431	10,941	142,748	7.7	101,501	812	4,377	78	106,768	142,748	74.8
		End Pending	1,742	1,499	1,112	4,353	37,721	11.5	17,748	130	954	122	18,954	37,721	50.2
20th.....	MONROE	New Filed	140	322	109	571	4,220	13.5	2,714	44	56	21	2,835	4,220	67.2
		Reinstated	0	1	0	1	3	33.3	0	0	0	0	0	3	0.0
		Disposed Of	138	309	101	548	4,656	11.8	3,142	38	52	5	3,237	4,656	69.5
		End Pending	120	213	92	425	3,852	11.0	2,686	14	95	16	2,811	3,852	73.0
20th.....	PERRY	New Filed	171	270	70	511	3,477	14.7	1,826	41	391	27	2,285	3,477	65.7
		Reinstated	0	0	0	0	0	0.0	0	0	0	0	0	0	0.0
		Disposed Of	173	278	85	536	3,318	16.2	1,853	41	374	22	2,290	3,318	69.0
		End Pending	110	86	34	230	3,034	7.6	951	27	152	6	1,136	3,034	37.4
20th.....	RANDOLPH	New Filed	205	352	50	607	4,616	13.1	2,096	81	328	0	2,505	4,616	54.3
		Reinstated	0	0	0	0	6	0.0	2	0	0	0	2	6	33.3
		Disposed Of	172	344	41	557	4,600	12.1	2,119	88	349	0	2,556	4,600	55.6
		End Pending	183	151	48	382	2,888	13.2	671	12	116	0	799	2,888	27.7
20th.....	ST. CLAIR	New Filed	1,639	5,679	952	8,270	65,644	12.6	38,793	195	4,591	0	43,579	65,644	66.4
		Reinstated	224	0	0	224	224	100.0	0	0	0	0	0	224	0.0
		Disposed Of	1,895	6,694	1,043	9,632	73,149	13.2	45,725	163	5,115	0	51,003	73,149	69.7
		End Pending	1,105	9,672	2,078	12,855	62,509	20.6	33,379	112	6,511	0	40,002	62,509	64.0
20th.....	WASHINGTON	New Filed	142	198	44	384	3,221	11.9	2,321	20	12	7	2,360	3,221	73.3
		Reinstated	0	1	0	1	6	16.7	5	0	0	0	5	6	83.3
		Disposed Of	131	180	37	348	2,974	11.7	2,193	17	13	2	2,225	2,974	74.8
		End Pending	76	125	45	246	2,768	8.9	1,736	10	10	5	1,761	2,768	63.6
20th Circuit	CIRCUIT TOTAL	New Filed	2,297	6,821	1,225	10,343	81,178	12.7	47,750	381	5,378	55	53,564	81,178	66.0
		Reinstated	224	2	0	226	239	94.6	7	0	0	0	7	239	2.9
		Disposed Of	2,509	7,805	1,307	11,621	88,697	13.1	55,032	347	5,903	29	61,311	88,697	69.1
		End Pending	1,594	10,247	2,297	14,138	75,051	18.8	39,423	175	6,884	27	46,509	75,051	62.0
21st.....	IROQUOIS	New Filed	171	290	81	542	6,260	8.7	4,215	39	143	26	4,423	6,260	70.7
		Reinstated	0	0	0	0	1	0.0	0	0	0	0	0	1	0.0
		Disposed Of	112	241	64	417	5,938	7.0	4,128	22	104	16	4,270	5,938	71.9
		End Pending	256	522	183	961	11,854	8.1	8,579	63	464	10	9,116	11,854	76.9

* TOTAL OF ALL CASES IN ALL CATEGORIES: CIVIL; DOMESTIC RELATIONS; CRIMINAL; QUASI-CRIMINAL; AND JUVENILE

**CRIMINAL AND QUASI-CRIMINAL
CASELOAD STATISTICS BY COUNTY
CIRCUIT COURTS OF ILLINOIS
CALENDAR YEAR 2016**

CIRCUIT	COUNTY		CRIMINAL						QUASI-CRIMINAL						
			FELONY	MISDEMEANOR	DUI	TOTAL CRIMINAL CASES	TOTAL * ALL CASES	CRIMINAL AS % OF ALL CASES	TRAFFIC	CONSERVATION CASES	ORDINANCE CASES	CIVIL LAW	TOTAL OF QUASI-CRIMINAL	TOTAL * ALL CASES	QUASI-CRIM AS % OF ALL CASES
21st.....	KANKAKEE	New Filed	562	1,030	252	1,844	21,408	8.6	12,748	354	598	12	13,712	21,408	64.1
		Reinstated	0	0	0	0	0	0.0	0	0	0	0	0	0	0.0
		Disposed Of	528	984	263	1,775	21,965	8.1	12,626	348	543	7	13,524	21,965	61.6
		End Pending	742	4,196	1,156	6,094	43,973	13.9	22,144	178	550	5	22,877	43,973	52.0
21st Circuit	CIRCUIT TOTAL	New Filed	733	1,320	333	2,386	27,668	8.6	16,963	393	741	38	18,135	27,668	65.5
		Reinstated	0	0	0	0	1	0.0	0	0	0	0	0	1	0.0
		Disposed Of	640	1,225	327	2,192	27,903	7.9	16,754	370	647	23	17,794	27,903	63.8
		End Pending	998	4,718	1,339	7,055	55,827	12.6	30,723	241	1,014	15	31,993	55,827	57.3
22nd.....	MCHENRY	New Filed	1,204	2,354	1,038	4,596	57,576	8.0	41,094	293	2,358	130	43,875	57,576	76.2
		Reinstated	63	61	34	158	1,921	8.2	1,172	1	28	0	1,201	1,921	62.5
		Disposed Of	1,225	2,327	1,054	4,606	59,997	7.7	42,627	299	2,341	61	45,328	59,997	75.6
		End Pending	1,007	1,348	793	3,148	16,895	18.6	8,492	41	670	70	9,273	16,895	54.9
22nd Circuit	CIRCUIT TOTAL	New Filed	1,204	2,354	1,038	4,596	57,576	8.0	41,094	293	2,358	130	43,875	57,576	76.2
		Reinstated	63	61	34	158	1,921	8.2	1,172	1	28	0	1,201	1,921	62.5
		Disposed Of	1,225	2,327	1,054	4,606	59,997	7.7	42,627	299	2,341	61	45,328	59,997	75.6
		End Pending	1,007	1,348	793	3,148	16,895	18.6	8,492	41	670	70	9,273	16,895	54.9
23rd.....	DEKALB	New Filed	917	1,314	474	2,705	21,023	12.9	13,433	44	1,010	210	14,697	21,023	69.9
		Reinstated	63	75	19	157	1,056	14.9	784	1	113	0	898	1,056	85.0
		Disposed Of	867	1,390	559	2,816	22,642	12.4	14,505	53	1,098	107	15,763	22,642	69.6
		End Pending	1,265	1,470	491	3,226	12,950	24.9	7,056	21	341	103	7,521	12,950	58.1
23rd.....	KENDALL	New Filed	422	983	229	1,634	13,694	11.9	7,793	22	34	50	7,899	13,694	57.7
		Reinstated	5	2	1	8	160	5.0	9	0	0	0	9	160	5.6
		Disposed Of	394	1,038	277	1,709	14,458	11.8	8,322	21	35	21	8,399	14,458	58.1
		End Pending	504	893	259	1,656	7,501	22.1	3,199	2	0	29	3,230	7,501	43.1
23rd Circuit	CIRCUIT TOTAL	New Filed	1,339	2,297	703	4,339	34,717	12.5	21,226	66	1,044	260	22,596	34,717	65.1
		Reinstated	68	77	20	165	1,216	13.6	793	1	113	0	907	1,216	74.6
		Disposed Of	1,261	2,428	836	4,525	37,100	12.2	22,827	74	1,133	128	24,162	37,100	65.1
		End Pending	1,769	2,363	750	4,882	20,451	23.9	10,255	23	341	132	10,751	20,451	52.6
	DOWNSTATE TOTAL	New Filed	48,431	71,860	27,779	148,070	1,516,915	9.8	991,393	8,880	51,521	2,849	1,054,643	1,516,915	69.5
		Reinstated	2,921	2,364	862	6,147	28,164	21.8	16,312	53	859	58	17,282	28,164	61.4
		Disposed Of	46,843	78,361	29,064	154,268	1,550,301	10.0	1,023,269	8,953	52,579	1,353	1,086,154	1,550,301	70.1
		End Pending	46,780	70,705	31,101	148,586	1,203,947	12.3	621,589	3,620	43,217	1,601	670,027	1,203,947	55.7
Cook	COOK	New Filed	26,465	96,534	9,316	132,315	1,015,097	13.0	598,483	882	6,429	1,182	606,976	1,015,097	59.8
		Reinstated	32	3	0	35	20,926	0.2	0	0	0	0	0	20,926	0.0
		Disposed Of	27,200	82,280	8,312	117,792	1,077,686	10.9	532,029	862	5,490	313	538,694	1,077,686	50.0
		End Pending	23,688	30,814	16,116	70,618	1,105,634	6.4	648,766	4,988	12,519	869	667,142	1,105,634	60.3
	STATE TOTAL	New Filed	74,896	168,394	37,095	280,385	2,532,012	11.1	1,589,876	9,762	57,950	4,031	1,661,619	2,532,012	65.6
		Reinstated	2,953	2,367	862	6,182	49,090	12.6	16,312	53	859	58	17,282	49,090	35.2
		Disposed Of	74,043	160,641	37,376	272,060	2,627,987	10.4	1,555,298	9,815	58,069	1,666	1,624,848	2,627,987	61.8
		End Pending	70,468	101,519	47,217	219,204	2,309,581	9.5	1,270,355	8,608	55,736	2,470	1,337,169	2,309,581	57.9

* TOTAL OF ALL CASES IN ALL CATEGORIES: CIVIL; DOMESTIC RELATIONS; CRIMINAL; QUASI-CRIMINAL; AND JUVENILE

**JUVENILE CASELOAD STATISTICS BY COUNTY
CIRCUIT COURTS OF ILLINOIS
CALENDAR YEAR 2016**

CIRCUIT	COUNTY		ABUSE & NEGLECT	DELIN- QUENT	OTHER **	TOTAL JUVENILE	TOTAL * ALL CASES	JUVENILE AS % OF ALL CASES	CIRCUIT	COUNTY		ABUSE & NEGLECT	DELIN- QUENT	OTHER **	TOTAL JUVENILE	TOTAL * ALL CASES	JUVENILE AS % OF ALL CASES
1st	ALEXANDER	New Filed	2	8	16	26	3,704	0.7	1st Circuit	CIRCUIT TOTAL	New Filed	202	293	56	551	68,696	0.8
		Reinstated	0	0	0	0	0	0.0			Reinstated	0	0	0	0	58	0.0
		Disposed Of	0	4	2	6	3,452	0.2			Disposed Of	141	259	26	426	63,315	0.7
		End Pending	62	144	225	431	35,792	1.2			End Pending	708	653	387	1,748	133,769	1.3
1st	JACKSON	New Filed	29	96	9	134	12,174	1.1	2nd	CRAWFORD	New Filed	20	28	0	48	2,903	1.7
		Reinstated	0	0	0	0	8	0.0			Reinstated	0	0	0	0	7	0.0
		Disposed Of	19	90	7	116	11,952	1.0			Disposed Of	6	27	0	33	2,663	1.2
		End Pending	63	23	12	98	3,816	2.6			End Pending	68	154	2	224	3,022	7.4
1st	JOHNSON	New Filed	4	19	0	23	3,731	0.6	2nd	EDWARDS	New Filed	4	8	0	12	1,147	1.0
		Reinstated	0	0	0	0	0	0.0			Reinstated	0	0	0	0	0	0.0
		Disposed Of	4	17	0	21	3,772	0.6			Disposed Of	1	8	0	9	1,128	0.8
		End Pending	9	6	0	15	8,297	0.2			End Pending	6	6	0	12	590	2.0
1st	MASSAC	New Filed	11	19	0	30	5,762	0.5	2nd	FRANKLIN	New Filed	63	70	2	135	6,985	1.9
		Reinstated	0	0	0	0	0	0.0			Reinstated	0	0	0	0	0	0.0
		Disposed Of	8	16	0	24	5,165	0.5			Disposed Of	62	80	8	150	6,122	2.5
		End Pending	57	41	7	105	4,679	2.2			End Pending	130	54	18	202	10,006	2.0
1st	POPE	New Filed	2	3	0	5	1,047	0.5	2nd	GALLATIN	New Filed	5	5	0	10	1,246	0.8
		Reinstated	0	0	0	0	0	0.0			Reinstated	0	0	0	0	0	0.0
		Disposed Of	0	4	0	4	1,102	0.4			Disposed Of	9	10	0	19	1,276	1.5
		End Pending	6	9	0	15	551	2.7			End Pending	16	6	0	22	1,175	1.9
1st	PULASKI	New Filed	6	10	0	16	14,217	0.1	2nd	HAMILTON	New Filed	2	14	0	16	1,279	1.3
		Reinstated	0	0	0	0	0	0.0			Reinstated	0	0	0	0	3	0.0
		Disposed Of	0	0	0	0	11,703	0.0			Disposed Of	3	1	0	4	1,237	0.3
		End Pending	114	184	55	353	60,957	0.6			End Pending	24	39	0	63	741	8.5
1st	SALINE	New Filed	38	83	2	123	5,042	2.4	2nd	HARDIN	New Filed	0	10	0	10	710	1.4
		Reinstated	0	0	0	0	1	0.0			Reinstated	0	0	0	0	0	0.0
		Disposed Of	45	88	0	133	4,548	2.9			Disposed Of	0	1	0	1	636	0.2
		End Pending	110	59	12	181	4,577	4.0			End Pending	6	13	0	19	864	2.2
1st	UNION	New Filed	32	16	0	48	4,243	1.1	2nd	JEFFERSON	New Filed	55	52	12	119	8,674	1.4
		Reinstated	0	0	0	0	0	0.0			Reinstated	0	0	0	0	5	0.0
		Disposed Of	12	9	0	21	4,040	0.5			Disposed Of	53	58	12	123	8,814	1.4
		End Pending	114	167	43	324	5,630	5.8			End Pending	162	164	91	417	9,015	4.6
1st	WILLIAMSON	New Filed	78	39	29	146	18,776	0.8	2nd	LAWRENCE	New Filed	9	5	0	14	1,812	0.8
		Reinstated	0	0	0	0	49	0.0			Reinstated	0	0	0	0	0	0.0
		Disposed Of	53	31	17	101	17,581	0.6			Disposed Of	8	7	0	15	1,658	0.9
		End Pending	173	20	33	226	9,470	2.4			End Pending	100	41	0	141	2,806	5.0

* TOTAL OF ALL CASES IN ALL CATEGORIES: CIVIL; DOMESTIC RELATIONS; CRIMINAL; QUASI-CRIMINAL; AND JUVENILE

** INCLUDES ADDICTED MINORS, MINORS REQUIRING AUTHORITATIVE INTERVENTION, AND TRUANTS.

**JUVENILE CASELOAD STATISTICS BY COUNTY
CIRCUIT COURTS OF ILLINOIS
CALENDAR YEAR 2016**

CIRCUIT	COUNTY		ABUSE & NEGLECT	DELIN- QUENT	OTHER **	TOTAL JUVENILE	TOTAL * ALL CASES	JUVENILE AS % OF ALL CASES	CIRCUIT	COUNTY		ABUSE & NEGLECT	DELIN- QUENT	OTHER **	TOTAL JUVENILE	TOTAL * ALL CASES	JUVENILE AS % OF ALL CASES
2nd	RICHLAND	New Filed	16	67	0	83	2,852	2.9	4th	CLAY	New Filed	5	21	3	29	1,967	1.5
		Reinstated	0	0	0	0	0	0.0			Reinstated	0	0	0	0	0	0.0
		Disposed Of	7	68	0	75	2,965	2.5			Disposed Of	7	14	6	27	2,023	1.3
		End Pending	47	40	0	87	1,755	5.0			End Pending	16	19	7	42	712	5.9
2nd	WABASH	New Filed	27	34	0	61	2,118	2.9	4th	CLINTON	New Filed	9	57	2	68	4,339	1.6
		Reinstated	0	0	0	0	0	0.0			Reinstated	0	0	0	0	0	0.0
		Disposed Of	21	39	0	60	2,012	3.0			Disposed Of	18	48	1	67	4,228	1.6
		End Pending	67	20	2	89	1,894	4.7			End Pending	44	27	7	78	2,939	2.7
2nd	WAYNE	New Filed	18	57	0	75	3,262	2.3	4th	EFFINGHAM	New Filed	31	96	0	127	7,858	1.6
		Reinstated	0	0	0	0	1	0.0			Reinstated	0	0	0	0	61	0.0
		Disposed Of	4	8	0	12	2,965	0.4			Disposed Of	11	96	0	107	8,137	1.3
		End Pending	88	188	0	276	6,560	4.2			End Pending	144	302	4	450	9,137	4.9
2nd	WHITE	New Filed	17	52	0	69	3,580	1.9	4th	FAYETTE	New Filed	28	78	1	107	6,882	1.6
		Reinstated	0	0	0	0	0	0.0			Reinstated	0	0	0	0	0	0.0
		Disposed Of	7	42	1	50	3,587	1.4			Disposed Of	15	71	0	86	6,419	1.3
		End Pending	28	60	1	89	6,612	1.3			End Pending	28	52	1	81	4,331	1.9
2nd Circuit	CIRCUIT TOTAL	New Filed	236	402	14	652	36,568	1.8	4th	JASPER	New Filed	8	18	2	28	2,141	1.3
		Reinstated	0	0	0	0	16	0.0			Reinstated	0	0	0	0	9	0.0
		Disposed Of	181	349	21	551	35,063	1.6			Disposed Of	10	9	0	19	2,124	0.9
		End Pending	742	785	114	1,641	45,040	3.6			End Pending	12	15	2	29	900	3.2
3rd	BOND	New Filed	18	37	1	56	7,934	0.7	4th	MARION	New Filed	48	103	7	158	8,566	1.8
		Reinstated	0	1	0	1	2	50.0			Reinstated	0	0	0	0	9	0.0
		Disposed Of	0	23	0	23	7,226	0.3			Disposed Of	35	97	6	138	8,263	1.7
		End Pending	128	332	45	505	10,002	5.0			End Pending	108	25	18	151	5,386	2.8
3rd	MADISON	New Filed	280	368	6	654	67,770	1.0	4th	MONTGOMERY	New Filed	29	69	0	98	8,221	1.2
		Reinstated	0	0	0	0	1,260	0.0			Reinstated	0	0	0	0	0	0.0
		Disposed Of	272	327	18	617	66,162	0.9			Disposed Of	14	69	0	83	8,073	1.0
		End Pending	147	217	17	381	55,590	0.7			End Pending	62	37	0	99	6,093	1.6
3rd Circuit	CIRCUIT TOTAL	New Filed	298	405	7	710	75,704	0.9	4th	SHELBY	New Filed	24	67	0	91	2,327	3.9
		Reinstated	0	1	0	1	1,262	0.1			Reinstated	0	0	0	0	0	0.0
		Disposed Of	272	350	18	640	73,388	0.9			Disposed Of	9	67	0	76	1,937	3.9
		End Pending	275	549	62	886	65,592	1.4			End Pending	56	29	0	85	3,024	2.8
4th	CHRISTIAN	New Filed	38	63	2	103	5,139	2.0	4th Circuit	CIRCUIT TOTAL	New Filed	220	572	17	809	47,440	1.7
		Reinstated	0	0	0	0	7	0.0			Reinstated	0	0	0	0	86	0.0
		Disposed Of	23	68	0	91	5,032	1.8			Disposed Of	142	539	13	694	46,236	1.5
		End Pending	68	24	4	96	4,381	2.2			End Pending	538	530	43	1,111	36,903	3.0

* TOTAL OF ALL CASES IN ALL CATEGORIES: CIVIL; DOMESTIC RELATIONS; CRIMINAL; QUASI-CRIMINAL; AND JUVENILE

** INCLUDES ADDICTED MINORS, MINORS REQUIRING AUTHORITATIVE INTERVENTION, AND TRUANTS.

**JUVENILE CASELOAD STATISTICS BY COUNTY
CIRCUIT COURTS OF ILLINOIS
CALENDAR YEAR 2016**

CIRCUIT	COUNTY		ABUSE & NEGLECT	DELIN- QUENT	OTHER **	TOTAL JUVENILE	TOTAL * ALL CASES	JUVENILE AS % OF ALL CASES	CIRCUIT	COUNTY		ABUSE & NEGLECT	DELIN- QUENT	OTHER **	TOTAL JUVENILE	TOTAL * ALL CASES	JUVENILE AS % OF ALL CASES
5th	CLARK	New Filed	4	10	0	14	3,039	0.5	6th	MACON	New Filed	198	268	0	466	24,180	1.9
		Reinstated	0	0	0	0	0	0.0			Reinstated	0	0	0	0	4	0.0
		Disposed Of	0	12	0	12	2,507	0.5			Disposed Of	148	166	0	314	24,945	1.3
		End Pending	33	60	0	93	4,168	2.2			End Pending	482	512	8	1,002	14,861	6.7
5th	COLES	New Filed	66	119	17	202	10,445	1.9	6th	MOULTRIE	New Filed	4	15	0	19	2,317	0.8
		Reinstated	0	0	0	0	0	0.0			Reinstated	0	0	0	0	7	0.0
		Disposed Of	0	0	0	0	8,544	0.0			Disposed Of	6	24	0	30	2,342	1.3
		End Pending	240	430	44	714	18,401	3.9			End Pending	8	16	0	24	775	3.1
5th	CUMBERLAND	New Filed	17	12	1	30	1,832	1.6	6th	PIATT	New Filed	17	15	0	32	3,171	1.0
		Reinstated	0	0	0	0	0	0.0			Reinstated	0	0	0	0	0	0.0
		Disposed Of	0	4	0	4	1,566	0.3			Disposed Of	6	10	1	17	3,185	0.5
		End Pending	60	122	15	197	4,915	4.0			End Pending	36	13	0	49	2,517	1.9
5th	EDGAR	New Filed	7	36	0	43	3,063	1.4	6th Circuit	CIRCUIT	New Filed	300	616	12	928	64,140	1.4
		Reinstated	0	0	0	0	0	0.0		TOTAL	Reinstated	8	16	2	26	935	2.8
		Disposed Of	6	39	0	45	2,589	1.7			Disposed Of	253	723	26	1,002	64,806	1.5
		End Pending	7	37	0	44	3,434	1.3			End Pending	1,138	1,041	135	2,314	63,826	3.6
5th	VERMILION	New Filed	113	276	15	404	14,615	2.8	7th	GREENE	New Filed	14	14	0	28	2,076	1.3
		Reinstated	0	0	0	0	0	0.0			Reinstated	0	0	0	0	21	0.0
		Disposed Of	75	201	7	283	14,066	2.0			Disposed Of	12	15	0	27	1,993	1.4
		End Pending	387	506	184	1,077	20,027	5.4			End Pending	15	8	0	23	912	2.5
5th Circuit	CIRCUIT	New Filed	207	453	33	693	32,994	2.1	7th	JERSEY	New Filed	31	29	1	61	5,526	1.1
	TOTAL	Reinstated	0	0	0	0	0	0.0			Reinstated	0	0	0	0	0	0.0
		Disposed Of	81	256	7	344	29,272	1.2			Disposed Of	20	48	3	71	5,285	1.3
		End Pending	727	1,155	243	2,125	50,945	4.2			End Pending	45	17	3	65	2,629	2.5
6th	CHAMPAIGN	New Filed	65	249	7	321	28,428	1.1	7th	MACOUPIN	New Filed	29	63	2	94	11,196	0.8
		Reinstated	8	16	1	25	915	2.7			Reinstated	0	0	0	0	5	0.0
		Disposed Of	93	508	15	616	28,523	2.2			Disposed Of	23	61	0	84	10,466	0.8
		End Pending	570	266	112	948	38,861	2.4			End Pending	170	185	72	427	10,660	4.0
6th	DEWITT	New Filed	15	53	0	68	3,350	2.0	7th	MORGAN	New Filed	36	21	0	57	5,491	1.0
		Reinstated	0	0	0	0	1	0.0			Reinstated	0	0	0	0	11	0.0
		Disposed Of	0	0	0	0	2,952	0.0			Disposed Of	30	22	1	53	5,312	1.0
		End Pending	41	225	10	276	4,225	6.5			End Pending	17	9	0	26	2,553	1.0
6th	DOUGLAS	New Filed	1	16	5	22	2,694	0.8	7th	SANGAMON	New Filed	162	147	9	318	50,089	0.6
		Reinstated	0	0	1	1	8	12.5			Reinstated	0	0	0	0	5	0.0
		Disposed Of	0	15	10	25	2,859	0.9			Disposed Of	161	171	16	348	53,508	0.7
		End Pending	1	9	5	15	2,587	0.6			End Pending	1,137	299	89	1,525	65,316	2.3

* TOTAL OF ALL CASES IN ALL CATEGORIES: CIVIL; DOMESTIC RELATIONS; CRIMINAL; QUASI-CRIMINAL; AND JUVENILE

** INCLUDES ADDICTED MINORS, MINORS REQUIRING AUTHORITATIVE INTERVENTION, AND TRUANTS.

**JUVENILE CASELOAD STATISTICS BY COUNTY
CIRCUIT COURTS OF ILLINOIS
CALENDAR YEAR 2016**

CIRCUIT	COUNTY		ABUSE & NEGLECT	DELIN- QUENT	OTHER **	TOTAL JUVENILE	TOTAL * ALL CASES	JUVENILE AS % OF ALL CASES	CIRCUIT	COUNTY		ABUSE & NEGLECT	DELIN- QUENT	OTHER **	TOTAL JUVENILE	TOTAL * ALL CASES	JUVENILE AS % OF ALL CASES
7th	SCOTT	New Filed	5	11	0	16	1,135	1.4	8th	SCHUYLER	New Filed	3	10	0	13	2,398	0.5
		Reinstated	0	0	0	0	1	0.0			Reinstated	0	0	0	0	1	0.0
		Disposed Of	2	2	0	4	1,038	0.4			Disposed Of	5	13	0	18	2,359	0.8
		End Pending	14	75	0	89	923	9.6			End Pending	8	3	1	12	1,191	1.0
7th Circuit	CIRCUIT TOTAL	New Filed	277	285	12	574	75,513	0.8	8th Circuit	CIRCUIT TOTAL	New Filed	113	220	21	354	28,239	1.3
		Reinstated	0	0	0	0	43	0.0			Reinstated	0	0	0	0	14	0.0
		Disposed Of	248	319	20	587	77,602	0.8			Disposed Of	82	139	8	229	27,906	0.8
		End Pending	1,398	593	164	2,155	82,993	2.6			End Pending	358	516	68	942	19,689	4.8
8th	ADAMS	New Filed	56	77	5	138	12,752	1.1	9th	FULTON	New Filed	21	51	2	74	6,202	1.2
		Reinstated	0	0	0	0	0	0.0			Reinstated	0	0	0	0	13	0.0
		Disposed Of	46	62	8	116	12,696	0.9			Disposed Of	15	37	3	55	6,173	0.9
		End Pending	161	113	21	295	7,577	3.9			End Pending	82	111	6	199	3,002	6.6
8th	BROWN	New Filed	2	2	0	4	1,068	0.4	9th	HANCOCK	New Filed	6	21	1	28	2,552	1.1
		Reinstated	0	0	0	0	1	0.0			Reinstated	0	0	0	0	0	0.0
		Disposed Of	1	1	0	2	1,115	0.2			Disposed Of	2	21	0	23	2,331	1.0
		End Pending	4	8	0	12	570	2.1			End Pending	4	6	1	11	2,136	0.5
8th	CALHOUN	New Filed	1	0	0	1	813	0.1	9th	HENDERSON	New Filed	10	7	0	17	1,922	0.9
		Reinstated	0	0	0	0	0	0.0			Reinstated	0	0	0	0	19	0.0
		Disposed Of	1	0	0	1	705	0.1			Disposed Of	3	4	0	7	2,105	0.3
		End Pending	1	1	0	2	490	0.4			End Pending	8	4	2	14	1,237	1.1
8th	CASS	New Filed	11	27	0	38	1,821	2.1	9th	KNOX	New Filed	54	107	0	161	10,299	1.6
		Reinstated	0	0	0	0	4	0.0			Reinstated	0	0	0	0	0	0.0
		Disposed Of	6	30	0	36	1,873	1.9			Disposed Of	18	90	0	108	10,410	1.0
		End Pending	24	11	0	35	1,139	3.1			End Pending	120	70	0	190	7,628	2.5
8th	MASON	New Filed	19	28	0	47	3,416	1.4	9th	MCDONOUGH	New Filed	30	50	6	86	6,142	1.4
		Reinstated	0	0	0	0	2	0.0			Reinstated	0	0	0	0	0	0.0
		Disposed Of	8	22	0	30	3,106	1.0			Disposed Of	23	42	3	68	7,366	0.9
		End Pending	77	24	0	101	3,023	3.3			End Pending	86	99	9	194	7,028	2.8
8th	MENARD	New Filed	3	13	0	16	1,494	1.1	9th	WARREN	New Filed	11	34	0	45	3,558	1.3
		Reinstated	0	0	0	0	6	0.0			Reinstated	0	0	0	0	0	0.0
		Disposed Of	15	11	0	26	1,462	1.8			Disposed Of	0	0	0	0	3,143	0.0
		End Pending	18	5	0	23	716	3.2			End Pending	32	44	0	76	3,796	2.0
8th	PIKE	New Filed	18	63	16	97	4,477	2.2	9th Circuit	CIRCUIT TOTAL	New Filed	132	270	9	411	30,675	1.3
		Reinstated	0	0	0	0	0	0.0			Reinstated	0	0	0	0	32	0.0
		Disposed Of	0	0	0	0	4,590	0.0			Disposed Of	61	194	6	261	31,528	0.8
		End Pending	65	351	46	462	4,983	9.3			End Pending	332	334	18	684	24,827	2.8

* TOTAL OF ALL CASES IN ALL CATEGORIES: CIVIL; DOMESTIC RELATIONS; CRIMINAL; QUASI-CRIMINAL; AND JUVENILE

** INCLUDES ADDICTED MINORS, MINORS REQUIRING AUTHORITATIVE INTERVENTION, AND TRUANTS.

**JUVENILE CASELOAD STATISTICS BY COUNTY
CIRCUIT COURTS OF ILLINOIS
CALENDAR YEAR 2016**

CIRCUIT	COUNTY		ABUSE & NEGLECT	DELIN- QUENT	OTHER **	TOTAL JUVENILE	TOTAL * ALL CASES	JUVENILE AS % OF ALL CASES	CIRCUIT	COUNTY		ABUSE & NEGLECT	DELIN- QUENT	OTHER **	TOTAL JUVENILE	TOTAL * ALL CASES	JUVENILE AS % OF ALL CASES
10th	MARSHALL	New Filed	1	6	0	7	1,483	0.5	11th	MCLEAN	New Filed	92	260	0	352	38,126	0.9
		Reinstated	0	0	0	0	2	0.0			Reinstated	2	1	0	3	1,063	0.3
		Disposed Of	0	4	0	4	1,349	0.3			Disposed Of	116	398	0	514	40,399	1.3
		End Pending	5	24	8	37	1,473	2.5			End Pending	215	304	0	519	17,363	3.0
10th	PEORIA	New Filed	342	386	21	749	34,576	2.2	11th	WOODFORD	New Filed	30	58	0	88	4,143	2.1
		Reinstated	0	0	0	0	4	0.0			Reinstated	0	0	0	0	0	0.0
		Disposed Of	340	537	18	895	34,940	2.6			Disposed Of	12	9	0	21	4,046	0.5
		End Pending	874	92	91	1,057	36,657	2.9			End Pending	107	579	0	686	7,419	9.2
10th	PUTNAM	New Filed	0	7	1	8	848	0.9	11th Circuit	CIRCUIT TOTAL	New Filed	163	427	4	594	57,406	1.0
		Reinstated	0	0	0	0	0	0.0			Reinstated	2	1	0	3	1,067	0.3
		Disposed Of	1	0	0	1	783	0.1			Disposed Of	174	540	2	716	59,496	1.2
		End Pending	1	20	1	22	623	3.5			End Pending	448	1,055	18	1,521	41,226	3.7
10th	STARK	New Filed	0	4	2	6	828	0.7	12th	WILL	New Filed	140	511	13	664	126,054	0.5
		Reinstated	0	0	0	0	0	0.0			Reinstated	8	4	0	12	3,743	0.3
		Disposed Of	1	6	2	9	816	1.1			Disposed Of	187	587	6	780	132,385	0.6
		End Pending	0	9	3	12	370	3.2			End Pending	385	706	16	1,107	80,886	1.4
10th	TAZEWELL	New Filed	147	154	3	304	33,046	0.9	12th Circuit	CIRCUIT TOTAL	New Filed	140	511	13	664	126,054	0.5
		Reinstated	0	0	0	0	18	0.0			Reinstated	8	4	0	12	3,743	0.3
		Disposed Of	68	129	3	200	31,787	0.6			Disposed Of	187	587	6	780	132,385	0.6
		End Pending	371	223	10	604	13,067	4.6			End Pending	385	706	16	1,107	80,886	1.4
10th Circuit	CIRCUIT TOTAL	New Filed	490	557	27	1,074	70,781	1.5	13th	BUREAU	New Filed	15	36	1	52	5,030	1.0
		Reinstated	0	0	0	0	24	0.0			Reinstated	0	0	0	0	0	0.0
		Disposed Of	410	676	23	1,109	69,675	1.6			Disposed Of	0	10	0	10	4,529	0.2
		End Pending	1,251	368	113	1,732	52,190	3.3			End Pending	86	146	9	241	5,167	4.7
11th	FORD	New Filed	9	9	0	18	1,795	1.0	13th	GRUNDY	New Filed	7	63	0	70	11,369	0.6
		Reinstated	0	0	0	0	0	0.0			Reinstated	0	0	0	0	82	0.0
		Disposed Of	8	10	0	18	1,765	1.0			Disposed Of	5	58	0	63	11,453	0.6
		End Pending	14	35	2	51	3,429	1.5			End Pending	23	175	0	198	3,612	5.5
11th	LIVINGSTON	New Filed	9	59	4	72	7,172	1.0	13th	LASALLE	New Filed	27	142	18	187	21,927	0.9
		Reinstated	0	0	0	0	4	0.0			Reinstated	0	0	0	0	653	0.0
		Disposed Of	14	81	2	97	7,010	1.4			Disposed Of	20	130	17	167	22,215	0.8
		End Pending	35	26	14	75	6,830	1.1			End Pending	11	44	3	58	11,036	0.5
11th	LOGAN	New Filed	23	41	0	64	6,170	1.0	13th Circuit	CIRCUIT TOTAL	New Filed	49	241	19	309	38,326	0.8
		Reinstated	0	0	0	0	0	0.0			Reinstated	0	0	0	0	735	0.0
		Disposed Of	24	42	0	66	6,276	1.1			Disposed Of	25	198	17	240	38,197	0.6
		End Pending	77	111	2	190	6,185	3.1			End Pending	120	365	12	497	19,815	2.5

* TOTAL OF ALL CASES IN ALL CATEGORIES: CIVIL; DOMESTIC RELATIONS; CRIMINAL; QUASI-CRIMINAL; AND JUVENILE

** INCLUDES ADDICTED MINORS, MINORS REQUIRING AUTHORITATIVE INTERVENTION, AND TRUANTS.

**JUVENILE CASELOAD STATISTICS BY COUNTY
CIRCUIT COURTS OF ILLINOIS
CALENDAR YEAR 2016**

CIRCUIT	COUNTY		ABUSE & NEGLECT	DELIN- QUENT	OTHER **	TOTAL JUVENILE	TOTAL * ALL CASES	JUVENILE AS % OF ALL CASES	CIRCUIT	COUNTY		ABUSE & NEGLECT	DELIN- QUENT	OTHER **	TOTAL JUVENILE	TOTAL * ALL CASES	JUVENILE AS % OF ALL CASES
14th	HENRY	New Filed	28	32	4	64	9,906	0.6	15th	STEPHENSON	New Filed	34	75	8	117	10,630	1.1
		Reinstated	0	0	0	0	48	0.0			Reinstated	0	0	0	0	7	0.0
		Disposed Of	23	10	0	33	9,988	0.3			Disposed Of	29	106	7	142	10,380	1.4
		End Pending	70	202	40	312	9,711	3.2			End Pending	71	135	6	212	5,817	3.6
14th	MERCER	New Filed	6	18	0	24	2,621	0.9	15th Circuit	CIRCUIT	New Filed	104	191	21	316	37,289	0.8
		Reinstated	0	0	0	0	0	0.0		TOTAL	Reinstated	0	0	0	0	14	0.0
		Disposed Of	0	6	0	6	2,226	0.3			Disposed Of	62	223	12	297	36,704	0.8
		End Pending	42	70	6	118	2,854	4.1			End Pending	268	404	84	756	25,438	3.0
14th	ROCK ISLAND	New Filed	97	169	1	267	28,311	0.9	16th	KANE	New Filed	99	356	9	464	75,848	0.6
		Reinstated	0	0	0	0	16	0.0			Reinstated	2	2	1	5	787	0.6
		Disposed Of	93	156	0	249	26,275	0.9			Disposed Of	133	371	24	528	84,406	0.6
		End Pending	336	568	9	913	35,895	2.5			End Pending	12	25	6	43	48,993	0.1
14th	WHITESIDE	New Filed	33	74	7	114	11,790	1.0	16th Circuit	CIRCUIT	New Filed	99	356	9	464	75,848	0.6
		Reinstated	0	0	0	0	18	0.0		TOTAL	Reinstated	2	2	1	5	787	0.6
		Disposed Of	35	48	7	90	11,308	0.8			Disposed Of	133	371	24	528	84,406	0.6
		End Pending	145	77	6	228	9,541	2.4			End Pending	12	25	6	43	48,993	0.1
14th Circuit	CIRCUIT	New Filed	164	293	12	469	52,628	0.9	17th	BOONE	New Filed	17	97	9	123	14,898	0.8
	TOTAL	Reinstated	0	0	0	0	82	0.0			Reinstated	0	0	0	0	7	0.0
		Disposed Of	151	220	7	378	49,797	0.8			Disposed Of	22	103	4	129	15,347	0.8
		End Pending	593	917	61	1,571	58,001	2.7			End Pending	56	157	10	223	13,895	1.6
15th	CARROLL	New Filed	8	13	1	22	3,144	0.7	17th	WINNEBAGO	New Filed	446	423	30	899	62,469	1.4
		Reinstated	0	0	0	0	2	0.0		TOTAL	Reinstated	5	0	2	7	213	3.3
		Disposed Of	11	16	0	27	3,159	0.9			Disposed Of	518	326	40	884	60,319	1.5
		End Pending	27	10	1	38	1,830	2.1			End Pending	1,125	1,440	162	2,727	80,051	3.4
15th	JO DAVIESS	New Filed	13	6	0	19	4,445	0.4	17th Circuit	CIRCUIT	New Filed	463	520	39	1,022	77,367	1.3
		Reinstated	0	0	0	0	0	0.0		TOTAL	Reinstated	5	0	2	7	220	3.2
		Disposed Of	12	8	0	20	4,387	0.5			Disposed Of	540	429	44	1,013	75,666	1.3
		End Pending	19	5	0	24	2,401	1.0			End Pending	1,181	1,597	172	2,950	93,946	3.1
15th	LEE	New Filed	16	45	9	70	9,848	0.7	18th	DUPAGE	New Filed	85	568	24	677	185,905	0.4
		Reinstated	0	0	0	0	3	0.0			Reinstated	7	74	0	81	10,750	0.8
		Disposed Of	5	46	4	55	9,237	0.6			Disposed Of	124	762	25	911	198,414	0.5
		End Pending	47	41	27	115	6,147	1.9			End Pending	203	440	8	651	53,923	1.2
15th	OGLE	New Filed	33	52	3	88	9,222	1.0	18th Circuit	CIRCUIT	New Filed	85	568	24	677	185,905	0.4
		Reinstated	0	0	0	0	2	0.0		TOTAL	Reinstated	7	74	0	81	10,750	0.8
		Disposed Of	5	47	1	53	9,541	0.6			Disposed Of	124	762	25	911	198,414	0.5
		End Pending	104	213	50	367	9,243	4.0			End Pending	203	440	8	651	53,923	1.2

* TOTAL OF ALL CASES IN ALL CATEGORIES: CIVIL; DOMESTIC RELATIONS; CRIMINAL; QUASI-CRIMINAL; AND JUVENILE

** INCLUDES ADDICTED MINORS, MINORS REQUIRING AUTHORITATIVE INTERVENTION, AND TRUANTS.

**JUVENILE CASELOAD STATISTICS BY COUNTY
CIRCUIT COURTS OF ILLINOIS
CALENDAR YEAR 2016**

CIRCUIT	COUNTY		ABUSE & NEGLECT	DELIN- QUENT	OTHER **	TOTAL JUVENILE	TOTAL * ALL CASES	JUVENILE AS % OF ALL CASES	CIRCUIT	COUNTY		ABUSE & NEGLECT	DELIN- QUENT	OTHER **	TOTAL JUVENILE	TOTAL * ALL CASES	JUVENILE AS % OF ALL CASES
19th	LAKE	New Filed	156	718	31	905	134,203	0.7	21st	KANKAKEE	New Filed	29	165	3	197	21,408	0.9
		Reinstated	5	27	0	32	4,919	0.7			Reinstated	0	0	0	0	0	0.0
		Disposed Of	169	748	34	951	142,748	0.7			Disposed Of	71	206	4	281	21,965	1.3
		End Pending	471	848	28	1,347	37,721	3.6			End Pending	113	401	10	524	43,973	1.2
19th Circuit	CIRCUIT TOTAL	New Filed	156	718	31	905	134,203	0.7	21st Circuit	CIRCUIT TOTAL	New Filed	43	199	3	245	27,668	0.9
		Reinstated	5	27	0	32	4,919	0.7			Reinstated	0	0	0	0	1	0.0
		Disposed Of	169	748	34	951	142,748	0.7			Disposed Of	72	232	4	308	27,903	1.1
		End Pending	471	848	28	1,347	37,721	3.6			End Pending	153	439	21	613	55,827	1.1
20th	MONROE	New Filed	3	46	3	52	4,220	1.2	22nd	MCHENRY	New Filed	56	161	11	228	57,576	0.4
		Reinstated	0	0	0	0	3	0.0			Reinstated	0	0	0	0	1,921	0.0
		Disposed Of	3	60	0	63	4,656	1.4			Disposed Of	43	202	7	252	59,997	0.4
		End Pending	10	26	3	39	3,852	1.0			End Pending	146	261	14	421	16,895	2.5
20th	PERRY	New Filed	12	17	2	31	3,477	0.9	22nd Circuit	CIRCUIT TOTAL	New Filed	56	161	11	228	57,576	0.4
		Reinstated	0	0	0	0	0	0.0			Reinstated	0	0	0	0	1,921	0.0
		Disposed Of	0	8	0	8	3,318	0.2			Disposed Of	43	202	7	252	59,997	0.4
		End Pending	75	40	10	125	3,034	4.1			End Pending	146	261	14	421	16,895	2.5
20th	RANDOLPH	New Filed	10	38	0	48	4,616	1.0	23rd	DEKALB	New Filed	34	215	7	256	21,023	1.2
		Reinstated	0	0	0	0	6	0.0			Reinstated	0	1	0	1	1,056	0.1
		Disposed Of	15	35	0	50	4,600	1.1			Disposed Of	23	173	6	202	22,642	0.9
		End Pending	39	37	1	77	2,888	2.7			End Pending	118	272	42	432	12,950	3.3
20th	ST. CLAIR	New Filed	194	406	9	609	65,644	0.9	23rd	KENDALL	New Filed	9	225	10	244	13,694	1.8
		Reinstated	0	0	0	0	224	0.0			Reinstated	3	6	0	9	160	5.6
		Disposed Of	157	434	9	600	73,149	0.8			Disposed Of	33	299	11	343	14,458	2.4
		End Pending	61	274	13	348	62,509	0.6			End Pending	34	432	17	483	7,501	6.4
20th	WASHINGTON	New Filed	7	15	1	23	3,221	0.7	23rd Circuit	CIRCUIT TOTAL	New Filed	43	440	17	500	34,717	1.4
		Reinstated	0	0	0	0	6	0.0			Reinstated	3	7	0	10	1,216	0.8
		Disposed Of	0	0	0	0	2,974	0.0			Disposed Of	56	472	17	545	37,100	1.5
		End Pending	27	61	6	94	2,768	3.4			End Pending	152	704	59	915	20,451	4.5
20th Circuit	CIRCUIT TOTAL	New Filed	226	522	15	763	81,178	0.9		DOWNSTATE TOTAL	New Filed	4,266	9,220	426	13,912	1,516,915	0.9
		Reinstated	0	0	0	0	239	0.0			Reinstated	40	132	5	177	28,164	0.6
		Disposed Of	175	537	9	721	88,697	0.8			Disposed Of	3,782	9,325	376	13,483	1,550,301	0.9
		End Pending	212	438	33	683	75,051	0.9			End Pending	11,811	14,723	1,879	28,413	1,203,947	2.4
21st	IROUOIS	New Filed	14	34	0	48	6,260	0.8	COOK	COOK COUNTY TOTAL	New Filed	1,128	4,903	0	6,031	1,015,097	0.6
		Reinstated	0	0	0	0	1	0.0			Reinstated	0	0	0	0	20,926	0.0
		Disposed Of	1	26	0	27	5,938	0.5			Disposed Of	1,458	5,973	0	7,431	1,077,686	0.7
		End Pending	40	38	11	89	11,854	0.8			End Pending	2,431	20,147	0	22,578	1,105,634	2.0
									STATE TOTAL	New Filed	5,394	14,123	426	19,943	2,532,012	0.8	
										Reinstated	40	132	5	177	49,090	0.4	
										Disposed Of	5,240	15,298	376	20,914	2,627,987	0.8	
										End Pending	14,242	34,870	1,879	50,991	2,309,581	2.2	

* TOTAL OF ALL CASES IN ALL CATEGORIES: CIVIL; DOMESTIC RELATIONS; CRIMINAL; QUASI-CRIMINAL; AND JUVENILE

** INCLUDES ADDICTED MINORS, MINORS REQUIRING AUTHORITATIVE INTERVENTION, AND TRUANTS.

**AGE OF PENDING CASES BY CASE CATEGORY
DOWNSTATE CIRCUITS
AS OF DECEMBER 31, 2016**

CASE CATEGORY	2016 NO. PENDING & % OF TOTAL PENDING CASES		2015 NO. PENDING & % OF TOTAL PENDING CASES		2014 NO. PENDING & % OF TOTAL PENDING CASES		2013 NO. PENDING & % OF TOTAL PENDING CASES		2012 NO. PENDING & % OF TOTAL PENDING CASES		BEFORE 2012 NO. PENDING & % OF TOTAL PENDING CASES		TOTAL PENDING CASES	% PENDING MORE THAN 12 MONTHS
	NO.	%	NO.	%	NO.	%	NO.	%	NO.	%	NO.	%		
ADOPTION	934	31.4	453	15.2	194	6.5	148	5.0	166	5.6	1,079	36.3	2,974	68.6
ARBITRATION	2,764	56.1	797	16.2	357	7.2	281	5.7	191	3.9	541	11.0	4,931	43.9
CHANCERY	11,665	44.6	3,961	15.2	2109	8.1	1,667	6.4	1,779	6.8	4,955	19.0	26,136	55.4
DISSOLUTION OF MARRIAGE	11,845	40.2	4,211	14.3	2859	9.7	2,566	8.7	1,874	6.4	6,123	20.8	29,478	59.8
EMINENT DOMAIN	221	36.6	98	16.2	78	12.9	46	7.6	24	4.0	137	22.7	604	63.4
FAMILY	9,385	23.6	6,976	17.6	4733	11.9	4,180	10.5	2,388	6.0	12,086	30.4	39,748	76.4
LAW > \$50,000	9,285	32.8	6,598	23.3	4,142	14.6	2,562	9.1	1,224	4.3	4,469	15.8	28,280	67.2
LAW = < \$50,000	6,843	22.8	4,273	14.3	2,962	9.9	1,832	6.1	1,720	5.7	12,327	41.1	29,957	77.2
MUNICIPAL CORPORATION	34	13.5	36	14.3	2	0.8	8	3.2	8	3.2	164	65.1	252	86.5
MENTAL HEALTH	286	23.3	165	13.4	179	14.6	127	10.3	99	8.0	374	30.4	1,230	76.7
MISCELLANEOUS REMEDY	8,210	33.1	4,348	17.5	2,803	11.3	1,884	7.6	1,497	6.0	6,035	24.4	24,777	66.9
ORDER OF PROTECTION	3,179	25.1	1,375	10.8	1,792	14.1	1,923	15.2	564	4.4	3,849	30.4	12,682	74.9
PROBATE	13,370	15.9	9,066	10.8	6,479	7.7	5,445	6.5	4,592	5.5	45,145	53.7	84,097	84.1
SMALL CLAIMS	26,503	41.4	6,459	10.1	5,386	8.4	4,506	7.0	3,470	5.4	17,681	27.6	64,005	58.6
TAX	1,872	24.2	652	8.4	473	6.1	540	7.0	464	6.0	3,733	48.3	7,734	75.8
CONTEMPT OF COURT	255	37.2	103	15.0	47	6.9	30	4.4	28	4.1	223	32.5	686	62.8
CRIMINAL FELONY	26,021	55.6	7,173	15.3	2,956	6.3	1,556	3.3	1,209	2.6	7,859	16.8	46,774	44.4
CRIMINAL MISDEMEANOR	27,419	38.8	8,032	11.4	4,353	6.2	3,326	4.7	2,529	3.6	25,050	35.4	70,709	61.2
JUVENILE	286	15.3	200	10.7	174	9.3	130	6.9	98	5.2	987	52.6	1,875	84.7
JUVENILE ABUSE/NEGLECT	3,358	28.4	2,284	19.3	1,746	14.8	1,028	8.7	578	4.9	2,815	23.8	11,809	71.6
JUVENILE DELINQUENT	5,213	35.4	2,703	18.4	1,459	9.9	980	6.7	820	5.6	3,545	24.1	14,720	64.6
CONSERVATION VIOLATION	1,308	36.2	199	5.5	114	3.2	99	2.7	103	2.9	1,790	49.5	3,613	63.8
DRIVING UNDER INFLUENCE	14,631	47.0	3,836	12.3	1,677	5.4	1,113	3.6	830	2.7	9,016	29.0	31,103	53.0
ORDINANCE VIOLATION	10,642	24.6	3,856	8.9	2,669	6.2	2,053	4.7	2,022	4.7	22,029	50.9	43,271	75.4
TRAFFIC CASES	189,251	30.4	44,047	7.1	29,638	4.8	27,105	4.4	20,427	3.3	311,279	50.1	621,747	69.6
CIVIL LAW VIOLATION *	1,606	100.0	0	0.0	0	0.0	0	0.0	0	0.0	0	0.0	1,606	0.0
TOTALS	386,386	32.1	121,901	10.1	79,381	6.6	65,135	5.4	48,704	4.0	503,291	41.8	1,204,798	67.9

* New case category in 2016

**LAW CASE DISPOSITIONS BY CIRCUIT
CIRCUIT COURTS OF ILLINOIS
CALENDAR YEAR 2016**

Circuit	Total Law Cases Disposed of			Number of Law Jury Cases Terminated By Verdict		
	Law Over \$50,000	Law \$50,000 Or Less	Total	Law Over \$50,000	Law \$50,000 Or Less	Total
1st	413	1,354	1,767	52	3	55
2nd	301	724	1,025	17	2	19
3rd	1,773	1,316	3,089	12	1	13
4th	192	703	895	6	2	8
5th	82	906	988	1	0	1
6th	331	2,592	2,923	9	0	9
7th	349	2,325	2,674	10	2	12
8th	101	464	565	6	0	6
9th	119	642	761	2	0	2
10th	380	2,305	2,685	19	1	20
11th	276	1,419	1,695	16	0	16
12th	1,086	3,421	4,507	25	0	25
13th	261	974	1,235	5	1	6
14th	200	1,090	1,290	5	0	5
15th	130	733	863	7	1	8
16th	431	1,825	2,256	9	0	9
17th	425	2,333	2,758	16	0	16
18th	1,183	3,401	4,584	22	0	22
19th	975	2,862	3,837	27	0	27
20th	701	2,691	3,392	14	3	17
21st	165	933	1,098	2	0	2
22nd	430	861	1,291	7	0	7
23rd	237	1,286	1,523	4	1	5
DOWNSTATE TOTAL .	10,541	37,160	47,701	293	17	310
COOK COUNTY	21,190	221,109	242,299	378	174	552
STATE TOTAL	31,731	258,269	290,000	671	191	862

**LAW CASE DISPOSITIONS BY COUNTY
CIRCUIT COURTS OF ILLINOIS
CALENDAR YEAR 2016**

CIRCUIT	COUNTY	TOTAL LAW CASES			LAW JURY CASES					
		DISPOSED OF			NO. TERMINATED BY VERDICT			AVERAGE TIME IN MONTHS		
		LAW OVER \$50,000	LAW \$50,000 OR LESS	TOTAL	LAW OVER \$50,000	LAW \$50,000 OR LESS	TOTAL	LAW OVER \$50,000	LAW \$50,000 OR LESS	ALL LAW JURY VERDICTS
1st.....	ALEXANDER	9	3	12	0	0	0	0.0	0.0	0.0
	JACKSON	128	547	675	43	2	45	26.6	9.7	25.9
	JOHNSON	10	23	33	0	0	0	0.0	0.0	0.0
	MASSAC	19	65	84	5	0	5	60.0	0.0	60.0
	POPE	1	8	9	0	0	0	0.0	0.0	0.0
	PULASKI	5	1	6	0	0	0	0.0	0.0	0.0
	SALINE	42	121	163	1	0	1	62.2	0.0	62.2
	UNION	25	40	65	1	0	1	47.2	0.0	47.2
	WILLIAMSON	174	546	720	2	1	3	30.7	24.6	28.7
1st.....	CIRCUIT TOTAL	413	1,354	1,767	52	3	55	31.1	14.7	30.2
2nd.....	CRAWFORD	11	50	61	1	0	1	96.0	0.0	96.0
	EDWARDS	3	5	8	0	0	0	0.0	0.0	0.0
	FRANKLIN	103	161	264	8	0	8	33.7	0.0	33.7
	GALLATIN	5	12	17	0	0	0	0.0	0.0	0.0
	HAMILTON	17	16	33	3	1	4	14.0	18.9	15.2
	HARDIN	4	15	19	2	0	2	87.5	0.0	87.5
	JEFFERSON	107	232	339	2	0	2	36.4	0.0	36.4
	LAWRENCE	4	78	82	0	0	0	0.0	0.0	0.0
	RICHLAND	14	52	66	1	1	2	33.9	49.4	41.7
	WABASH	5	32	37	0	0	0	0.0	0.0	0.0
	WAYNE	12	42	54	0	0	0	0.0	0.0	0.0
	WHITE	16	29	45	0	0	0	0.0	0.0	0.0
2nd.....	CIRCUIT TOTAL	301	724	1,025	17	2	19	40.6	34.1	39.9
3rd.....	BOND	6	31	37	0	1	1	0.0	73.4	73.4
	MADISON	1,767	1,285	3,052	12	0	12	42.2	0.0	42.2
3rd.....	CIRCUIT TOTAL	1,773	1,316	3,089	12	1	13	42.2	73.4	44.6
4th.....	CHRISTIAN	17	143	160	0	0	0	0.0	0.0	0.0
	CLAY	9	20	29	0	1	1	0.0	16.8	16.8
	CLINTON	20	80	100	1	0	1	60.2	0.0	60.2
	EFFINGHAM	50	80	130	1	1	2	33.5	23.6	28.5
	FAYETTE	14	66	80	3	0	3	18.6	0.0	18.6
	JASPER	4	19	23	0	0	0	0.0	0.0	0.0
	MARION	54	189	243	1	0	1	18.6	0.0	18.6
	MONTGOMERY	20	81	101	0	0	0	0.0	0.0	0.0
	SHELBY	4	25	29	0	0	0	0.0	0.0	0.0
4th.....	CIRCUIT TOTAL	192	703	895	6	2	8	28.0	20.2	26.1
5th.....	CLARK	11	24	35	1	0	1	27.7	0.0	27.7
	COLES	4	281	285	0	0	0	0.0	0.0	0.0
	CUMBERLAND	3	17	20	0	0	0	0.0	0.0	0.0
	EDGAR	18	52	70	0	0	0	0.0	0.0	0.0
	VERMILION	46	532	578	0	0	0	0.0	0.0	0.0
5th.....	CIRCUIT TOTAL	82	906	988	1	0	1	27.7	0.0	27.7

**LAW CASE DISPOSITIONS BY COUNTY
CIRCUIT COURTS OF ILLINOIS
CALENDAR YEAR 2016**

CIRCUIT	COUNTY	TOTAL LAW CASES			LAW JURY CASES					
		DISPOSED OF			NO. TERMINATED BY VERDICT			AVERAGE TIME IN MONTHS		
		LAW OVER \$50,000	LAW \$50,000 OR LESS	TOTAL	LAW OVER \$50,000	LAW \$50,000 OR LESS	TOTAL	LAW OVER \$50,000	LAW \$50,000 OR LESS	ALL LAW JURY VERDICTS
6th.....	CHAMPAIGN	186	1,235	1,421	2	0	2	32.7	0.0	32.7
	DEWITT	9	41	50	0	0	0	0.0	0.0	0.0
	DOUGLAS	14	35	49	1	0	1	17.2	0.0	17.2
	MACON	103	1,218	1,321	5	0	5	54.4	0.0	54.4
	MOULTRIE	9	37	46	0	0	0	0.0	0.0	0.0
	PIATT	10	26	36	1	0	1	90.0	0.0	90.0
6th.....	CIRCUIT TOTAL	331	2,592	2,923	9	0	9	49.4	0.0	49.4
7th.....	GREENE	9	40	49	1	0	1	13.0	0.0	13.0
	JERSEY	30	60	90	2	0	2	30.7	0.0	30.7
	MACOUPIN	34	172	206	2	0	2	49.1	0.0	49.1
	MORGAN	26	196	222	2	1	3	53.8	18.1	41.9
	SANGAMON	248	1,842	2,090	3	1	4	16.6	46.1	24.0
	SCOTT	2	15	17	0	0	0	0.0	0.0	0.0
7th.....	CIRCUIT TOTAL	349	2,325	2,674	10	2	12	33.0	32.1	32.9
8th.....	ADAMS	52	310	362	1	0	1	30.2	0.0	30.2
	BROWN	7	5	12	0	0	0	0.0	0.0	0.0
	CALHOUN	5	5	10	0	0	0	0.0	0.0	0.0
	CASS	9	38	47	0	0	0	0.0	0.0	0.0
	MASON	8	24	32	3	0	3	17.5	0.0	17.5
	MENARD	2	24	26	0	0	0	0.0	0.0	0.0
	PIKE	17	43	60	2	0	2	53.6	0.0	53.6
	SCHUYLER	1	15	16	0	0	0	0.0	0.0	0.0
8th.....	CIRCUIT TOTAL	101	464	565	6	0	6	31.6	0.0	31.6
9th.....	FULTON	22	136	158	0	0	0	0.0	0.0	0.0
	HANCOCK	15	31	46	0	0	0	0.0	0.0	0.0
	HENDERSON	5	11	16	0	0	0	0.0	0.0	0.0
	KNOX	48	290	338	1	0	1	42.5	0.0	42.5
	MCDONOUGH	14	124	138	1	0	1	37.1	0.0	37.1
	WARREN	15	50	65	0	0	0	0.0	0.0	0.0
9th.....	CIRCUIT TOTAL	119	642	761	2	0	2	39.8	0.0	39.8
10th....	MARSHALL	18	32	50	0	0	0	0.0	0.0	0.0
	PEORIA	254	1,810	2,064	13	1	14	44.5	32.8	43.7
	PUTNAM	3	6	9	0	0	0	0.0	0.0	0.0
	STARK	1	7	8	0	0	0	0.0	0.0	0.0
	TAZEWELL	104	450	554	6	0	6	37.4	0.0	37.4
10th....	CIRCUIT TOTAL	380	2,305	2,685	19	1	20	42.2	32.8	41.8
11th....	FORD	11	25	36	2	0	2	19.1	0.0	19.1
	LIVINGSTON	35	131	166	3	0	3	30.4	0.0	30.4
	LOGAN	31	142	173	0	0	0	0.0	0.0	0.0
	MCLEAN	178	1,078	1,256	6	0	6	43.3	0.0	43.3
	WOODFORD	21	43	64	5	0	5	36.1	0.0	36.1
11th....	CIRCUIT TOTAL	276	1,419	1,695	16	0	16	35.6	0.0	35.6

**LAW CASE DISPOSITIONS BY COUNTY
CIRCUIT COURTS OF ILLINOIS
CALENDAR YEAR 2016**

CIRCUIT	COUNTY	TOTAL LAW CASES			LAW JURY CASES					
		DISPOSED OF			NO. TERMINATED BY VERDICT			AVERAGE TIME IN MONTHS		
		LAW OVER \$50,000	LAW \$50,000 OR LESS	TOTAL	LAW OVER \$50,000	LAW \$50,000 OR LESS	TOTAL	LAW OVER \$50,000	LAW \$50,000 OR LESS	ALL LAW JURY VERDICTS
12th....	WILL	1,086	3,421	4,507	25	0	25	38.2	0.0	38.2
12th....	CIRCUIT TOTAL	1,086	3,421	4,507	25	0	25	38.2	0.0	38.2
13th....	BUREAU	25	102	127	2	1	3	19.7	5.0	14.8
	GRUNDY	68	213	281	2	0	2	48.1	0.0	48.1
	LASALLE	168	659	827	1	0	1	50.7	0.0	50.7
13th....	CIRCUIT TOTAL	261	974	1,235	5	1	6	37.3	5.0	31.9
14th....	HENRY	16	166	182	0	0	0	0.0	0.0	0.0
	MERCER	9	9	18	0	0	0	0.0	0.0	0.0
	ROCK ISLAND	124	702	826	4	0	4	37.4	0.0	37.4
	WHITESIDE	51	213	264	1	0	1	47.3	0.0	47.3
14th....	CIRCUIT TOTAL	200	1,090	1,290	5	0	5	39.3	0.0	39.3
15th....	CARROLL	7	32	39	2	0	2	39.6	0.0	39.6
	JO DAVIESS	21	37	58	3	0	3	32.9	0.0	32.9
	LEE	29	122	151	0	0	0	0.0	0.0	0.0
	OGLE	36	185	221	0	1	1	0.0	11.0	11.0
	STEPHENSON	37	357	394	2	0	2	25.3	0.0	25.3
15th....	CIRCUIT TOTAL	130	733	863	7	1	8	32.6	11.0	29.9
16th....	KANE	431	1,825	2,256	9	0	9	29.9	0.0	29.9
	CIRCUIT TOTAL	431	1,825	2,256	9	0	9	29.9	0.0	29.9
17th....	BOONE	41	142	183	2	0	2	54.0	0.0	54.0
	WINNEBAGO	384	2,191	2,575	14	0	14	41.3	0.0	41.3
17th....	CIRCUIT TOTAL	425	2,333	2,758	16	0	16	42.9	0.0	42.9
18th....	DU PAGE	1,183	3,401	4,584	22	0	22	41.0	0.0	41.0
18th....	CIRCUIT TOTAL	1,183	3,401	4,584	22	0	22	41.0	0.0	41.0
19th....	LAKE	975	2,862	3,837	27	0	27	24.1	0.0	24.1
19th....	CIRCUIT TOTAL	975	2,862	3,837	27	0	27	24.1	0.0	24.1
20th....	MONROE	39	104	143	0	0	0	0.0	0.0	0.0
	PERRY	12	23	35	0	0	0	0.0	0.0	0.0
	RANDOLPH	35	158	193	2	3	5	41.4	11.4	23.4
	ST. CLAIR	605	2,370	2,975	12	0	12	66.9	0.0	66.9
	WASHINGTON	10	36	46	0	0	0	0.0	0.0	0.0
20th....	CIRCUIT TOTAL	701	2,691	3,392	14	3	17	63.3	11.4	54.1
21st....	IROQUOIS	17	108	125	1	0	1	17.3	0.0	17.3
	KANKAKEE	148	825	973	1	0	1	94.2	0.0	94.2
21st....	CIRCUIT TOTAL	165	933	1,098	2	0	2	55.8	0.0	55.8
22nd...	MCHENRY	430	861	1,291	7	0	7	45.6	0.0	45.6
22nd...	CIRCUIT TOTAL	430	861	1,291	7	0	7	45.6	0.0	45.6
23rd...	DEKALB	134	596	730	2	0	2	55.2	0.0	55.2
	KENDALL	103	690	793	2	1	3	41.6	20.1	34.4
23rd...	CIRCUIT TOTAL	237	1,286	1,523	4	1	5	48.4	20.1	42.8
	DOWNSTATE TOTAL	10,541	37,160	47,701	293	17	310	37.6	23.1	36.8
COOK	COOK COUNTY	21,190	221,109	242,299	378	174	552	35.0	19.2	30.0
	STATE TOTAL	31,731	258,269	290,000	671	191	862	36.1	19.5	32.5

**TIME LAPSE: CASE FILING TO DATE OF VERDICT
LAW JURY VERDICTS OVER \$50,000
CIRCUIT COURTS OF ILLINOIS
CALENDAR YEAR 2016**

COUNTY	LAW JURY VERDICTS OVER \$50,000	AVG. TIME LAPSE IN MONTHS BETWEEN DATE OF FILING AND DATE OF VERDICT	COUNTY	LAW JURY VERDICTS OVER \$50,000	AVG. TIME LAPSE IN MONTHS BETWEEN DATE OF FILING AND DATE OF VERDICT	COUNTY	LAW JURY VERDICTS OVER \$50,000	AVG. TIME LAPSE IN MONTHS BETWEEN DATE OF FILING AND DATE OF VERDICT
ADAMS	1	30.2	HARDIN	2	87.5	MORGAN	2	53.8
ALEXANDER	0	0	HENDERSON	0	0	MOULTRIE	0	0
BOND	0	0	HENRY	0	0	OGLE	0	0
BOONE	2	54	IROQUOIS	1	17.3	PEORIA	13	44.5
BROWN	0	0	JACKSON	43	26.6	PERRY	0	0
BUREAU	2	19.7	JASPER	0	0	PIATT	1	90
CALHOUN	0	0	JEFFERSON	2	36.4	PIKE	2	53.6
CARROLL	2	39.6	JERSEY	2	30.7	POPE	0	0
CASS	0	0	JO DAVIESS	3	32.9	PULASKI	0	0
CHAMPAIGN	2	32.7	JOHNSON	0	0	PUTNAM	0	0
CHRISTIAN	0	0	KANE	9	29.9	RANDOLPH	2	41.4
CLARK	1	27.7	KANKAKEE	1	94.2	RICHLAND	1	33.9
CLAY	0	0	KENDALL	2	41.6	ROCK ISLAND	4	37.4
CLINTON	1	60.2	KNOX	1	42.5	SALINE	1	62.2
COLES	0	0	LAKE	27	24.1	SANGAMON	3	16.6
COOK	378	35	LASALLE	1	50.7	SCHUYLER	0	0
CRAWFORD	1	96	LAWRENCE	0	0	SCOTT	0	0
CUMBERLAND	0	0	LEE	0	0	SHELBY	0	0
DEKALB	2	55.2	LIVINGSTON	3	30.4	ST. CLAIR	12	66.9
DEWITT	0	0	LOGAN	0	0	STARK	0	0
DOUGLAS	1	17.2	MACON	5	54.4	STEPHENSON	2	25.3
DUPAGE	22	41	MACOUPIN	2	49.1	TAZEWELL	6	37.4
EDGAR	0	0	MADISON	12	42.2	UNION	1	47.2
EDWARDS	0	0	MARION	1	18.6	VERMILION	0	0
EFFINGHAM	1	33.5	MARSHALL	0	0	WABASH	0	0
FAYETTE	3	18.6	MASON	3	17.5	WARREN	0	0
FORD	2	19.1	MASSAC	5	60	WASHINGTON	0	0
FRANKLIN	8	33.7	MCDONOUGH	1	37.1	WAYNE	0	0
FULTON	0	0	MCHENRY	7	45.6	WHITE	0	0
GALLATIN	0	0	MCLEAN	6	43.3	WHITESIDE	1	47.3
GREENE	1	13	MENARD	0	0	WILL	25	38.2
GRUNDY	2	48.1	MERCER	0	0	WILLIAMSON	2	30.7
HAMILTON	3	14	MONROE	0	0	WINNEBAGO	14	41.3
HANCOCK	0	0	MONTGOMERY	0	0	WOODFORD	5	36.1

**FELONY DISPOSITIONS AND SENTENCES BY COUNTY
CIRCUIT COURTS OF ILLINOIS
CALENDAR YEAR 2016**

CIRCUIT	COUNTY	TOTAL NUMBER OF DEFENDANTS	TOTAL CONVICTED	CONVICTED OF FELONIES			FOUND NOT GUILTY		REMAINING BALANCE *	SENTENCES				TOTAL SENTENCES
				PLEA OF GUILTY	CON- VICTED BY COURT	CON- VICTED BY JURY	BENCH TRIAL	JURY TRIAL		DEATH #	STATE IMPRISONMENT	PROBATION	OTHER	
1st.....	ALEXANDER	66	29	28	0	1	0	0	37	0	16	8	5	29
	JACKSON	572	341	338	0	3	1	1	229	0	89	199	53	341
	JOHNSON	71	46	46	0	0	0	0	25	0	24	19	3	46
	MASSAC	112	51	51	0	0	0	0	61	0	22	25	4	51
	POPE	40	29	28	0	1	0	0	11	0	16	13	0	29
	PULASKI	86	27	27	0	0	0	0	59	0	5	16	6	27
	SALINE	365	187	186	0	1	0	0	178	0	63	122	2	187
	UNION	250	123	120	3	0	1	2	124	0	54	46	23	123
	WILLIAMSON	568	233	229	2	2	2	2	331	0	47	115	71	233
1st.....	CIRCUIT TOTAL	2,130	1,066	1,053	5	8	4	5	1,055	0	336	563	167	1,066
2nd.....	CRAWFORD	169	107	107	0	0	0	0	62	0	41	60	6	107
	EDWARDS	39	26	26	0	0	0	0	13	0	17	8	1	26
	FRANKLIN	376	240	239	1	0	2	0	134	0	80	127	33	240
	GALLATIN	44	20	20	0	0	0	0	24	0	4	13	3	20
	HAMILTON	67	43	43	0	0	0	0	24	0	22	12	9	43
	HARDIN	54	32	32	0	0	0	1	21	0	11	16	5	32
	JEFFERSON	401	256	250	1	5	0	2	143	0	73	111	72	256
	LAWRENCE	148	123	122	0	1	0	3	22	0	49	73	1	123
	RICHLAND	171	59	59	0	0	0	0	112	0	17	42	0	59
	WABASH	160	119	115	4	0	0	0	41	0	22	51	46	119
	WAYNE	211	42	23	19	0	1	11	157	0	14	22	6	42
	WHITE	202	134	134	0	0	0	0	68	0	51	46	37	134
2nd.....	CIRCUIT TOTAL	2,042	1,201	1,170	25	6	3	17	821	0	401	581	219	1,201
3rd.....	BOND	116	100	100	0	0	0	0	16	0	31	68	1	100
	MADISON	3,210	1,722	1,721	1	0	0	2	1,486	0	520	986	216	1,722
3rd.....	CIRCUIT TOTAL	3,326	1,822	1,821	1	0	0	2	1,502	0	551	1,054	217	1,822
4th.....	CHRISTIAN	227	121	120	0	1	0	0	106	0	52	68	1	121
	CLAY	82	63	63	0	0	0	0	19	0	29	31	3	63
	CLINTON	178	125	123	0	2	0	1	52	0	39	74	12	125
	EFFINGHAM	282	184	183	1	0	0	1	97	0	44	117	23	184
	FAYETTE	234	160	159	0	1	0	3	71	0	50	103	7	160
	JASPER	83	28	28	0	0	0	0	55	0	7	21	0	28
	MARION	409	287	284	0	3	1	1	120	0	85	186	16	287
	MONTGOMERY	212	175	174	0	1	0	0	37	0	82	73	20	175
	SHELBY	126	65	64	1	0	0	0	61	0	20	41	4	65
4th.....	CIRCUIT TOTAL	1,833	1,208	1,198	2	8	1	6	618	0	408	714	86	1,208
5th.....	CLARK	91	67	67	0	0	1	0	23	0	18	48	1	67
	COLES	503	322	322	0	0	0	0	181	0	77	228	17	322
	CUMBERLAND	66	51	51	0	0	0	0	15	0	12	36	3	51
	EDGAR	210	157	154	0	3	0	0	53	0	49	96	12	157
	VERMILION	1,015	626	619	0	7	0	4	385	0	189	413	24	626
5th.....	CIRCUIT TOTAL	1,885	1,223	1,213	0	10	1	4	657	0	345	821	57	1,223

* INCLUDES SUCH DISPOSITIONS AS TRANSFERS TO INACTIVE/FUGITIVE WARRANT CALENDAR, EXTRADITION PROCEEDINGS, AND DISMISSED ON MOTION OF STATE.

DEATH PENALTY ABOLISHED IN 2011.

**FELONY DISPOSITIONS AND SENTENCES BY COUNTY
CIRCUIT COURTS OF ILLINOIS
CALENDAR YEAR 2016**

CIRCUIT	COUNTY	TOTAL NUMBER OF DEFENDANTS	TOTAL CONVICTED	CONVICTED OF FELONIES			FOUND NOT GUILTY		REMAINING BALANCE *	SENTENCES				
				PLEA OF GUILTY	CON- VICTED BY COURT	CON- VICTED BY JURY	BENCH TRIAL	JURY TRIAL		DEATH #	STATE IMPRISONMENT	PROBATION	OTHER	TOTAL SENTENCES
6th.....	CHAMPAIGN	1,656	925	648	259	18	3	4	724	0	236	506	183	925
	DEWITT	96	64	60	0	4	0	1	31	0	20	39	5	64
	DOUGLAS	106	65	63	0	2	1	0	40	0	18	38	9	65
	MACON	1,724	1,096	1,066	9	21	7	8	613	0	437	613	46	1,096
	MOULTRIE	55	38	36	2	0	0	0	17	0	19	16	3	38
	PIATT	44	25	23	2	0	0	0	19	0	4	21	0	25
6th.....	CIRCUIT TOTAL	3,681	2,213	1,896	272	45	11	13	1,444	0	734	1,233	246	2,213
7th.....	GREENE	139	81	81	0	0	0	0	58	0	31	45	5	81
	JERSEY	213	147	143	4	0	1	1	64	0	47	56	44	147
	MACOUPIN	293	248	247	1	0	0	0	45	0	86	155	7	248
	MORGAN	169	114	101	10	3	0	0	55	0	51	58	5	114
	SANGAMON	1,680	903	900	3	0	1	3	773	0	347	347	209	903
	SCOTT	30	11	10	1	0	0	0	19	0	4	7	0	11
7th.....	CIRCUIT TOTAL	2,524	1,504	1,482	19	3	2	4	1,014	0	566	668	270	1,504
8th.....	ADAMS	659	417	412	1	4	0	1	241	0	212	193	12	417
	BROWN	44	30	30	0	0	0	0	14	0	4	20	6	30
	CALHOUN	20	14	12	2	0	0	0	6	0	7	7	0	14
	CASS	90	57	57	0	0	0	0	33	0	17	38	2	57
	MASON	135	86	84	2	0	0	0	49	0	48	37	1	86
	MENARD	62	45	44	1	0	0	0	17	0	19	20	6	45
	PIKE	143	121	121	0	0	0	0	22	0	37	78	6	121
	SCHUYLER	33	30	30	0	0	1	0	2	0	8	18	4	30
8th.....	CIRCUIT TOTAL	1,186	800	790	6	4	1	1	384	0	352	411	37	800
9th.....	FULTON	209	120	120	0	0	0	0	89	0	41	42	37	120
	HANCOCK	151	106	106	0	0	0	0	45	0	40	38	28	106
	HENDERSON	74	23	23	0	0	0	0	51	0	4	13	6	23
	KNOX	616	327	326	0	1	1	0	288	0	105	221	1	327
	MCDONOUGH	339	191	191	0	0	0	1	147	0	45	104	42	191
	WARREN	126	46	45	1	0	0	0	80	0	12	24	10	46
9th.....	CIRCUIT TOTAL	1,515	813	811	1	1	1	1	700	0	247	442	124	813
10th....	MARSHALL	36	19	18	1	0	1	0	16	0	7	11	1	19
	PEORIA	913	678	658	5	15	5	5	225	0	220	354	104	678
	PUTNAM	9	6	6	0	0	0	0	3	0	0	6	0	6
	STARK	20	13	13	0	0	1	0	6	0	3	9	1	13
	TAZEWELL	579	423	422	1	0	1	0	155	0	158	246	19	423
10th....	CIRCUIT TOTAL	1,557	1,139	1,117	7	15	8	5	405	0	388	626	125	1,139
11th....	FORD	92	64	62	0	2	0	1	27	0	11	48	5	64
	LIVINGSTON	344	235	222	6	7	4	6	99	0	84	127	24	235
	LOGAN	196	167	165	1	1	3	0	26	0	62	96	9	167
	MCLEAN	1,528	1,049	1,015	17	17	12	6	461	0	293	704	52	1,049
	WOODFORD	203	142	140	0	2	1	3	57	0	56	78	8	142
11th....	CIRCUIT TOTAL	2,363	1,657	1,604	24	29	20	16	670	0	506	1,053	98	1,657

* INCLUDES SUCH DISPOSITIONS AS TRANSFERS TO INACTIVE/FUGITIVE WARRANT CALENDAR, EXTRADITION PROCEEDINGS, AND DISMISSED ON MOTION OF STATE.

DEATH PENALTY ABOLISHED IN 2011.

**FELONY DISPOSITIONS AND SENTENCES BY COUNTY
CIRCUIT COURTS OF ILLINOIS
CALENDAR YEAR 2016**

CIRCUIT	COUNTY	TOTAL NUMBER OF DEFENDANTS	TOTAL CONVICTED	CONVICTED OF FELONIES			FOUND NOT GUILTY		REMAINING BALANCE *	SENTENCES				
				PLEA OF GUILTY	CON- VICTED BY COURT	CON- VICTED BY JURY	BENCH TRIAL	JURY TRIAL		DEATH #	STATE			TOTAL SENTENCES
											IMPRISONMENT	PROBATION	OTHER	
12th....	WILL	2,747	2,224	2,190	21	13	40	1	482	0	863	1,182	179	2,224
12th....	CIRCUIT TOTAL	2,747	2,224	2,190	21	13	40	1	482	0	863	1,182	179	2,224
13th....	BUREAU	112	102	98	1	3	1	2	7	0	49	35	18	102
	GRUNDY	245	162	158	4	0	1	1	81	0	50	70	42	162
	LASALLE	516	441	427	3	11	3	0	72	0	182	191	68	441
13th....	CIRCUIT TOTAL	873	705	683	8	14	5	3	160	0	281	296	128	705
14th....	HENRY	448	305	292	10	3	3	7	133	0	90	167	48	305
	MERCER	141	70	70	0	0	0	1	70	0	11	45	14	70
	ROCK ISLAND	857	577	566	7	4	3	2	275	0	127	304	146	577
	WHITESIDE	369	265	254	1	10	3	1	100	0	115	141	9	265
14th....	CIRCUIT TOTAL	1,815	1,217	1,182	18	17	9	11	578	0	343	657	217	1,217
15th....	CARROLL	71	39	34	4	1	0	1	31	0	5	27	7	39
	JO DAVIESS	54	29	27	1	1	1	1	23	0	8	13	8	29
	LEE	270	138	136	2	0	0	0	132	0	43	74	21	138
	OGLE	233	165	164	0	1	0	0	68	0	38	101	26	165
	STEPHENSON	262	207	203	3	1	0	2	53	0	90	109	8	207
15th....	CIRCUIT TOTAL	890	578	564	10	4	1	4	307	0	184	324	70	578
16th....	KANE	1,273	942	833	78	31	28	47	256	0	428	382	132	942
16th....	CIRCUIT TOTAL	1,273	942	833	78	31	28	47	256	0	428	382	132	942
17th....	BOONE	393	292	270	9	13	1	3	97	0	125	117	50	292
	WINNEBAGO	3,071	1,869	1,838	19	12	7	4	1,191	0	381	1,237	251	1,869
17th....	CIRCUIT TOTAL	3,464	2,161	2,108	28	25	8	7	1,288	0	506	1,354	301	2,161
18th....	DU PAGE	2,817	1,875	1,814	42	19	3	28	911	0	527	792	556	1,875
18th....	CIRCUIT TOTAL	2,817	1,875	1,814	42	19	3	28	911	0	527	792	556	1,875
19th....	LAKE	3,606	1,546	1,517	14	15	10	1	2,049	0	364	881	301	1,546
19th....	CIRCUIT TOTAL	3,606	1,546	1,517	14	15	10	1	2,049	0	364	881	301	1,546
20th....	MONROE	138	95	16	79	0	0	0	43	0	27	58	10	95
	PERRY	173	109	109	0	0	0	0	64	0	28	46	35	109
	RANDOLPH	172	113	103	8	2	1	0	58	0	49	56	8	113
	ST. CLAIR	1,895	1,200	1,189	6	5	7	2	686	0	392	788	20	1,200
	WASHINGTON	131	72	71	0	1	0	2	57	0	7	48	17	72
20th....	CIRCUIT TOTAL	2,509	1,589	1,488	93	8	8	4	908	0	503	996	90	1,589
21st....	IROQUOIS	112	72	71	0	1	0	1	39	0	22	43	7	72
	KANKAKEE	528	370	367	2	1	3	4	151	0	120	199	51	370
21st....	CIRCUIT TOTAL	640	442	438	2	2	3	5	190	0	142	242	58	442
22nd....	MCHENRY	1,185	491	481	3	7	8	2	684	0	131	240	120	491
22nd....	CIRCUIT TOTAL	1,185	491	481	3	7	8	2	684	0	131	240	120	491
23rd....	DEKALB	827	417	410	5	2	7	3	400	0	77	203	137	417
	KENDALL	354	272	262	8	2	6	0	76	0	43	171	58	272
23rd....	CIRCUIT TOTAL	1,181	689	672	13	4	13	3	476	0	120	374	195	689
	DOWNSTATE TOTAL	47,042	29,105	28,125	692	288	188	190	17,559	0	9,226	15,886	3,993	29,105
COOK	COOK COUNTY	20,844	14,978	14,315	497	166	1,759	59	4,048	0	9,281	3,880	1,817	14,978
	STATE TOTAL	67,886	44,083	42,440	1,189	454	1,947	249	21,607	0	18,507	19,766	5,810	44,083

* INCLUDES SUCH DISPOSITIONS AS TRANSFERS TO INACTIVE/FUGITIVE WARRANT CALENDAR, EXTRADITION PROCEEDINGS, AND DISMISSED ON MOTION OF STATE.

DEATH PENALTY ABOLISHED IN 2011.

FINANCIAL SUMMARY OF THE CIRCUIT COURTS OF ILLINOIS

The amounts reported on the following pages are for FY 2016. In most counties, FY16 ended 11/30/16. Those counties with different fiscal years are as follows:

Calhoun	FY16 ended 08/31/2016
DeKalb	FY16 ended 12/31/2016
Douglas	FY16 ended 12/31/2016
Greene	FY16 ended 12/31/2016
Macoupin	FY16 ended 08/31/2016
Massac	FY16 ended 12/31/2016
McLean	FY16 ended 12/31/2016
Morgan	FY16 ended 08/31/2016
Peoria	FY16 ended 12/31/2016
Shelby	FY16 ended 08/31/2016
St. Clair	FY16 ended 12/31/2016
Winnebago	FY16 ended 09/30/2016

Beginning in October of 1999, employers began sending child support payments to the State Disbursement Unit rather than to circuit clerks for processing and disbursement to recipients. The amounts reported by circuit clerks under the heading "Maintenance and Child Support Payments" include payments processed and disbursed by the State Disbursement Unit.

**CIRCUIT CLERK
FEES AND OTHER REVENUE BY COUNTY
DECEMBER 1, 2015 - NOVEMBER 30, 2016**

CIRCUIT	COUNTY	FEES AND OTHER REVENUE OF CLERK'S OFFICE									
		CLERK'S FEES AND COSTS	COURT AUTOMA- TION FUND	MAINTENANCE AND CHILD SUPPORT	DOCUMENT STORAGE FUND	OPERATION AND ADMIN. FUND	CLERK'S E-CITATION FUND	INTEREST ON INVESTED FUNDS	DHFS IV-D CONTR. & INCENT.	OTHER	TOTAL FEES AND OTHER REVENUE
1st.....	Alexander	58,625	26,995	0	27,405	1,293	0	475	7,715	0	122,508
	Jackson	342,031	124,695	17,977	129,435	16,681	7,126	4,817	11,732	0	654,494
	Johnson	72,854	24,221	0	24,155	3,274	0	55	4,341	0	128,900
	Massac	77,921	63,860	0	63,972	3,158	0	758	10,418	2,367	222,454
	Pope	25,047	10,375	72	11,806	1,987	0	0	2,802	0	52,089
	Pulaski	73,869	51,866	0	51,549	846	0	1,008	2,830	0	181,968
	Saline	136,359	53,026	7,641	52,069	1,845	1,741	50	5,806	0	258,536
	Union	143,325	74,760	3,721	69,009	1,398	2,344	467	4,341	0	299,363
	Williamson	612,558	62,608	1,209	62,178	11,292	0	3,332	10,679	0	763,855
1st.....	Circuit Total	1,542,589	492,405	30,619	491,578	41,773	11,211	10,962	60,663	2,367	2,684,167
2nd.....	Crawford	103,329	16,693	4,562	10,105	3,007	0	868	1,310	0	139,873
	Edwards	23,305	9,170	6,599	9,125	714	0	69	4,752	0	53,734
	Franklin	331,586	71,185	489	70,621	6,903	0	1,472	9,413	0	491,669
	Gallatin	34,515	6,971	2,380	6,996	987	0	185	1,780	444	54,258
	Hamilton	44,635	13,593	3,604	13,671	1,687	0	476	4,403	0	82,069
	Hardin	27,971	6,907	180	4,480	314	0	28	651	47	40,577
	Jefferson	2,027,418	149,436	1,865	153,525	8,023	0	7,444	0	6,550	2,354,261
	Lawrence	73,069	15,684	12,820	15,629	1,267	0	606	4,587	0	123,662
	Richland	93,552	31,651	11,934	31,528	2,286	0	126	0	0	171,078
	Wabash	76,260	14,394	14,207	14,231	1,937	0	76	4,435	0	125,539
	Wayne	69,369	17,447	5,494	17,989	2,453	0	183	5,927	0	118,861
	White	94,184	35,390	13,872	33,109	3,702	0	130	3,552	0	183,939
	2nd.....	Circuit Total	2,999,194	388,520	78,005	381,009	33,279	0	11,663	40,809	7,041
3rd.....	Bond	120,323	33,505	7,832	33,550	8,043	6,044	400	732	0	210,429
	Madison	5,366,570	437,248	94,824	1,303,909	73,669	60,471	41,455	61,407	46,489	7,486,041
3rd.....	Circuit Total	5,486,893	470,753	102,657	1,337,459	81,712	66,515	41,855	62,139	46,489	7,696,470
4th.....	Christian	154,832	38,221	12,010	38,162	3,824	377	818	13,081	0	261,324
	Clay	59,758	23,761	8,357	22,425	481	848	337	3,962	0	119,929
	Clinton	207,714	33,941	23,799	45,764	5,799	3,854	562	1,974	0	323,408
	Effingham	196,538	52,703	13,606	52,669	12,716	3,327	2,834	7,427	0	341,820
	Fayette	145,746	58,851	12,089	56,895	8,242	5,825	436	7,062	0	295,146
	Jasper	46,414	20,446	72	20,033	1,693	787	357	2,790	0	92,592
	Marion	244,471	58,265	45,588	76,111	8,906	2,889	0	13,439	0	449,669
	Montgomery	218,230	48,539	20,864	48,721	8,055	4,980	1,182	7,696	0	358,268
	Shelby	91,786	28,987	10,792	18,198	1,905	1,384	111	0	0	153,164
4th.....	Circuit Total	1,365,490	363,715	147,177	378,979	51,621	24,271	6,638	57,431	0	2,395,321
5th.....	Clark	64,892	29,605	22	29,479	3,025	0	20	1,710	0	128,753
	Coles	298,836	97,969	12,092	97,904	5,202	6,491	607	13,488	0	532,589
	Cumberland	52,548	14,397	8,141	14,434	3,509	1,208	413	3,384	0	98,035
	Edgar	115,494	27,653	6,334	27,512	4,152	4,340	1,619	0	0	187,104
	Vermilion	1,899,688	122,959	32,454	122,487	19,700	13,777	2,323	0	0	2,213,388
5th.....	Circuit Total	2,431,459	292,583	59,043	291,815	35,588	25,816	4,983	18,582	0	3,159,869

**CIRCUIT CLERK
FEES AND OTHER REVENUE BY COUNTY
DECEMBER 1, 2015 - NOVEMBER 30, 2016**

CIRCUIT	COUNTY	FEES AND OTHER REVENUE OF CLERK'S OFFICE									TOTAL FEES AND OTHER REVENUE
		CLERK'S FEES AND COSTS	COURT AUTOMATION FUND	MAINTENANCE AND CHILD SUPPORT	DOCUMENT STORAGE FUND	OPERATION AND ADMIN. FUND	CLERK'S E-CITATION FUND	INTEREST ON INVESTED FUNDS	DHFS IV-D CONTR. & INCENT.	OTHER	
6th.....	Champaign	1,442,621	237,876	21,570	235,227	203,598	17,464	1,629	29,421	0	2,189,406
	DeWitt	94,614	19,310	9,041	19,410	3,664	1,314	47	3,084	0	150,484
	Douglas	95,058	29,174	6,954	28,339	5,623	1,410	85	5,828	0	172,470
	Macon	1,012,800	295,001	97,114	289,876	61,826	5,002	4,614	26,997	0	1,793,230
	Moultrie	66,208	17,410	7,099	17,374	2,591	1,235	92	7,396	0	119,405
	Piatt	63,427	20,915	4,825	20,928	8,447	967	23	4,760	0	124,290
6th.....	Circuit Total	2,774,727	619,685	146,603	611,153	285,749	27,392	6,489	77,485	0	4,549,285
7th.....	Greene	42,294	6,448	4,770	6,404	2,153	0	0	39,061	206	101,335
	Jersey	153,074	25,871	3,501	25,697	5,452	4,445	191	7,695	334	226,259
	Macoupin	307,666	69,245	13,949	68,539	9,724	0	832	10,439	0	480,393
	Morgan	191,340	58,366	25,062	63,214	4,359	2,213	627	10,754	0	355,934
	Sangamon	1,773,818	420,350	49,501	461,220	53,626	37,151	87,040	45,276	0	2,927,982
	Scott	24,223	19,561	2,613	19,610	982	492	0	4,840	0	72,321
7th.....	Circuit Total	2,492,415	599,841	99,395	644,684	76,295	44,301	88,689	118,064	539	4,164,224
8th.....	Adams	497,473	45,306	99	136,069	14,467	7,350	3,957	17,239	624	722,584
	Brown	30,401	9,935	1,545	9,613	642	510	55	3,339	0	56,040
	Calhoun	30,427	10,162	846	10,237	563	222	307	2,511	0	55,274
	Cass	72,482	6,421	7,226	6,469	3,390	912	243	1,806	0	98,950
	Mason	110,023	26,174	6,228	25,958	9,235	5,342	398	6,855	0	190,213
	Menard	60,027	4,676	273	3,030	1,099	0	186	3,204	0	72,495
	Pike	134,098	53,153	1,218	53,329	7,926	0	0	6,064	0	255,790
	Schuyler	69,955	19,920	5,687	19,950	4,805	1,125	0	4,298	0	125,740
8th.....	Circuit Total	1,004,887	175,747	23,122	264,655	42,126	15,461	5,147	45,317	624	1,577,086
9th.....	Fulton	164,671	57,373	26,450	57,302	3,237	1,845	2,683	6,352	57	319,970
	Hancock	86,415	26,796	72	26,297	3,583	0	363	3,246	0	146,772
	Henderson	35,593	19,635	2,886	19,538	2,956	1,087	38	2,614	0	84,346
	Knox	271,171	93,368	10,855	92,929	7,083	3,761	0	17,797	0	496,964
	McDonough	234,993	76,155	11,163	75,825	8,503	5,072	1,245	6,079	0	419,035
	Warren	100,328	36,673	3,984	36,201	5,514	2,393	166	672	0	185,932
9th.....	Circuit Total	893,172	310,000	55,410	308,092	30,876	14,158	4,495	36,760	57	1,653,020
10th.....	Marshall	61,627	10,311	5,022	10,204	2,412	698	100	5,967	0	96,343
	Peoria	1,376,374	474,010	48,396	475,325	45,806	13,935	0	43,389	0	2,477,234
	Putnam	31,671	8,188	2,645	8,200	1,518	81	67	10,800	0	63,170
	Stark	24,821	9,191	8,894	10,581	1,451	0	40	3,306	0	58,284
	Tazewell	799,410	515,177	25,178	510,343	39,126	14,656	4,269	20,483	37,407	1,966,049
10th.....	Circuit Total	2,293,903	1,016,877	90,136	1,014,653	90,313	29,370	4,476	83,945	37,407	4,661,079
11th.....	Ford	57,154	18,303	0	21,860	1,860	107	255	4,836	0	104,375
	Livingston	202,048	32,583	6,457	16,448	7,180	4,538	757	8,420	0	278,431
	Logan	158,014	52,539	17,426	52,387	15,416	743	289	12,360	0	309,172
	McLean	1,138,950	475,131	65,730	351,338	34,437	52,662	6,766	24,171	0	2,149,185
	Woodford	141,249	41,367	36	41,420	8,978	3,384	0	8,031	0	244,466
11th.....	Circuit Total	1,697,416	619,922	89,649	483,453	67,871	61,434	8,067	57,817	0	3,085,629

**CIRCUIT CLERK
FEES AND OTHER REVENUE BY COUNTY
DECEMBER 1, 2015 - NOVEMBER 30, 2016**

CIRCUIT	COUNTY	FEES AND OTHER REVENUE OF CLERK'S OFFICE									TOTAL FEES AND OTHER REVENUE
		CLERK'S FEES AND COSTS	COURT AUTOMATION FUND	MAINTENANCE AND CHILD SUPPORT	DOCUMENT STORAGE FUND	OPERATION AND ADMIN FUND	CLERK'S E-CITATION FUND	INTEREST ON INVESTED FUNDS	DHFS IV-D CONTR. & INCENT.	OTHER	
12th.....	Will	5,846,237	1,172,573	127,924	1,139,954	331,547	94,230	35,693	44,457	0	8,792,614
12th.....	Circuit Total	5,846,237	1,172,573	127,924	1,139,954	331,547	94,230	35,693	44,457	0	8,792,614
13th.....	Bureau	229,537	58,027	18,573	57,885	6,069	0	880	6,058	0	377,029
	Grundy	343,922	66,041	18,246	65,904	15,529	9,296	240	7,726	0	526,904
	LaSalle	745,923	194,600	42,906	194,261	28,808	0	52	13,823	0	1,220,373
13th.....	Circuit Total	1,319,382	318,668	79,725	318,050	50,406	9,296	1,172	27,607	0	2,124,306
14th.....	Henry	331,090	126,377	19,840	125,657	8,214	0	8,744	12,378	0	632,299
	Mercer	89,324	18,303	75	21,926	8,685	0	508	4,485	0	143,307
	Rock Island	1,256,614	206,546	57,839	207,558	25,604	5,620	0	32,059	0	1,791,840
	Whiteside	413,768	126,702	0	126,601	9,437	1,731	0	9,074	0	687,312
14th.....	Circuit Total	2,090,796	477,928	77,754	481,742	51,941	7,351	9,252	57,995	0	3,254,757
15th.....	Carroll	86,739	13,376	8,759	13,349	1,973	0	693	2,847	0	127,736
	Jo Daviess	88,217	40,295	0	34,059	3,533	410	16	4,455	0	170,985
	Lee	284,380	143,028	17,151	140,218	8,167	0	3,894	5,830	0	602,668
	Ogle	293,890	53,222	36	53,192	8,583	5,592	5,138	11,402	0	431,056
	Stephenson	349,172	107,753	14,957	107,819	8,420	0	0	11,213	0	599,334
15th.....	Circuit Total	1,102,398	357,673	40,903	348,637	30,676	6,002	9,742	35,747	0	1,931,778
16th.....	Kane	3,159,474	1,016,303	128,569	921,002	324,340	104,325	4,390	41,874	0	5,700,277
16th.....	Circuit Total	3,159,474	1,016,303	128,569	921,002	324,340	104,325	4,390	41,874	0	5,700,277
17th.....	Boone	417,035	138,284	11,673	137,905	21,593	8,894	983	8,378	0	744,744
	Winnebago	2,137,447	614,929	58,339	950,387	42,317	0	22,429	50,982	0	3,876,829
17th.....	Circuit Total	2,554,483	753,212	70,012	1,088,291	63,909	8,894	23,412	59,360	0	4,621,573
18th.....	DuPage	6,842,175	1,917,301	278,823	2,375,059	647,896	175,550	22,978	0	0	12,259,782
18th.....	Circuit Total	6,842,175	1,917,301	278,823	2,375,059	647,896	175,550	22,978	0	0	12,259,782
19th.....	Lake	4,473,234	989,482	71,599	419,614	252,548	85,602	6,269	44,477	11,958	6,354,783
19th.....	Circuit Total	4,473,234	989,482	71,599	419,614	252,548	85,602	6,269	44,477	11,958	6,354,783
20th.....	Monroe	132,754	15,155	1,044	15,177	6,616	0	456	2,227	0	173,429
	Perry	113,894	29,699	13,053	29,730	296	550	0	0	0	187,222
	Randolph	162,239	61,886	6,241	61,746	4,771	3,560	128	3,980	0	304,551
	St. Clair	2,669,941	869,952	75,058	876,370	89,109	39,500	7,431	61,797	0	4,689,158
	Washington	72,175	19,241	2,660	18,837	5,140	2,148	157	4,640	0	124,999
20th.....	Circuit Total	3,151,003	995,933	98,056	1,001,860	105,931	45,758	8,172	72,644	0	5,479,358
21st.....	Iroquois	135,541	57,602	27,631	56,532	7,538	3,163	201	7,431	0	295,640
	Kankakee	793,079	258,611	21,922	255,686	28,620	19,911	907	15,876	1,746	1,396,360
21st.....	Circuit Total	928,620	316,213	49,554	312,218	36,159	23,074	1,109	23,307	1,746	1,692,000
22nd.....	McHenry	2,144,066	525,893	93,300	501,769	100,680	34,539	166,934	14,217	0	3,581,399
22nd.....	Circuit Total	2,144,066	525,893	93,300	501,769	100,680	34,539	166,934	14,217	0	3,581,399
23rd.....	DeKalb	440,519	270,273	16,406	230,043	29,995	16,201	3,227	14,268	0	1,020,932
	Kendall	558,725	141,332	55,104	136,157	20,760	8,004	288	8,373	0	928,743
	Circuit Total	999,244	411,605	71,510	366,200	50,755	24,205	3,515	22,641	0	1,949,675
	Downstate Total	59,593,256	14,602,835	2,109,542	15,481,926	2,883,990	938,755	486,102	1,103,339	108,228	97,307,972
Cook	Cook County	52,814,509	10,217,024	1,576,471	9,293,670	694,533	244,578	0	2,405,392	0	77,246,177
	State Total	112,407,765	24,819,859	3,686,013	24,775,596	3,578,523	1,183,333	486,102	3,508,731	108,228	174,554,149

**CIRCUIT CLERK
COST OF OPERATING BY COUNTY
DECEMBER 1, 2015 - NOVEMBER 30, 2016**

COST OF OPERATING CLERK'S OFFICE												
CIRCUIT	COUNTY	CLERK'S SALARY	ALL OTHER PERSONNEL SALARIES	FULL TIME STAFF	PART TIME STAFF	AUTOMATION EXPENSES *	MAINTENANCE AND CHILD SUPPORT EXPENSES *	COURT DOCUMENT STORAGE EXPENSES *	OPERATION & ADMIN. FUND EXPENSES	E-CITATION EXPENSES	OTHER OFFICE EXPENSES	TOTAL COST OF OPERATING EXPENSES
1st.....	Alexander	39,500	81,000	2	0	25,900	20,359	56,769	1,293	0	0	224,820
	Jackson	62,606	635,771	14	4	113,739	42,103	82,645	13,942	7,126	30,871	988,802
	Johnson	46,306	82,423	3	0	21,400	0	11,156	1,416	0	4,950	167,652
	Massac	44,213	136,291	4	0	24,399	3,044	12,001	9,333	0	2,396	231,677
	Pope	40,025	25,030	1	0	8,209	1,868	8,476	806	0	5,551	89,964
	Pulaski	48,443	99,007	4	0	133,312	0	18,332	0	0	22,801	321,894
	Saline	61,200	156,995	6	0	88,303	14,360	33,348	3,296	1,791	28,402	387,694
	Union	60,000	115,773	7	0	98,833	299	96,111	2,296	0	6,105	379,416
	Williamson	76,635	415,162	17	0	71,471	36,227	54,552	0	0	22,139	676,186
1st.....	Circuit Total	478,928	1,747,451	58	4	585,565	118,260	373,389	32,380	8,917	123,215	3,468,105
2nd.....	Crawford	55,415	131,205	5	1	48,244	9,214	0	0	0	12,372	256,449
	Edwards	35,800	24,695	1	2	10,544	11,479	18,260	1,710	0	4,422	106,910
	Franklin	59,136	164,447	10	0	30,978	0	80,239	8,240	0	8,170	351,210
	Gallatin	44,010	27,953	1	1	4,497	0	3,250	2,131	0	12,066	93,907
	Hamilton	36,796	51,353	1	2	11,028	8,321	9,641	614	0	4,696	122,449
	Hardin	26,826	19,425	1	0	7,774	772	3,680	235	0	4,517	63,228
	Jefferson	54,050	316,031	10	2	72,682	0	164,386	0	0	24,989	632,137
	Lawrence	37,538	78,834	4	0	8,993	18,732	10,166	2,824	0	8,918	166,005
	Richland	44,634	64,828	4	0	13,969	13,780	23,836	7,209	0	15,962	184,217
	Wabash	36,000	75,545	3	0	12,812	19,684	9,571	2,243	0	10,277	166,131
	Wayne	45,392	127,905	4	1	10,863	7,500	13,331	3,326	0	12,480	220,797
	White	43,522	106,677	4	0	31,169	13,047	40,272	3,487	0	7,209	245,383
	2nd.....	Circuit Total	519,119	1,188,897	48	9	263,552	102,528	376,633	32,018	0	126,076
3rd.....	Bond	56,800	140,953	5	1	29,309	8,000	26,158	8,858	11,853	23,183	305,113
	Madison	110,836	2,716,213	81	2	477,606	86,075	871,858	87,632	40,079	237,967	4,628,267
3rd.....	Circuit Total	167,636	2,857,166	86	3	506,915	94,075	898,016	96,490	51,932	261,150	4,933,379
4th.....	Christian	62,797	184,221	9	1	31,076	23,621	54,965	0	0	84,928	441,608
	Clay	53,287	65,706	3	0	19,330	3,085	1,408	1,099	0	12,039	155,955
	Clinton	67,067	165,793	6	0	23,213	25,647	6,164	500	0	16,587	304,971
	Effingham	60,264	229,515	11	1	78,372	30,383	66,373	2,323	0	7,650	474,879
	Fayette	54,837	79,341	6	0	173,225	12,666	73,049	4,257	0	16,872	414,247
	Jasper	52,000	61,442	2	0	16,064	0	5,903	518	0	1,496	137,423
	Marion	61,000	192,181	10	2	44,756	73,914	43,360	1,218	0	57,487	473,917
	Montgomery	62,385	197,881	8	0	17,714	22,119	26,591	13,838	0	10,583	351,111
	Shelby	56,430	137,236	4	0	19,435	12,808	5,164	4,750	0	13,391	249,214
4th.....	Circuit Total	530,067	1,313,314	59	4	423,184	204,244	282,977	28,504	0	221,033	3,003,323
5th.....	Clark	57,262	120,025	5	2	31,709	18,158	0	1,247	0	8,891	237,291
	Coles	64,480	261,175	13	1	26,525	6,969	87,036	1,250	0	28,405	475,840
	Cumberland	40,028	66,584	3	0	20,956	6,580	12,528	290	0	3,836	150,801
	Edgar	45,500	137,200	5	2	30,409	4,260	31,819	1,682	0	15,553	266,423
	Vermilion	66,650	472,594	22	2	142,223	38,098	133,057	5,540	0	35,106	893,267
5th.....	Circuit Total	273,920	1,057,577	48	7	251,822	74,064	264,439	10,008	0	91,792	2,023,622

* Includes expenditures paid from the County General Fund

**CIRCUIT CLERK
COST OF OPERATING BY COUNTY
DECEMBER 1, 2015 - NOVEMBER 30, 2016**

COST OF OPERATING CLERKS OFFICE												
CIRCUIT	COUNTY	CLERK'S SALARY	ALL OTHER PERSONNEL SALARIES	FULL TIME STAFF	PART TIME STAFF	AUTOMATION EXPENSES *	MAINTENANCE AND CHILD SUPPORT EXPENSES*	COURT DOCUMENT STORAGE EXPENSES *	OPERATION & ADMIN. FUND EXPENSES	E-CITATION EXPENSES	OTHER OFFICE EXPENSES	TOTAL COST OF OPERATING EXPENSES
6th.....	Champaign	90,208	957,431	35	1	288,980	41,376	252,021	299,168	45,000	38,104	2,012,286
	DeWitt	58,363	73,996	5	0	11,947	21,754	1,866	8,641	0	29,640	206,207
	Douglas	63,444	143,982	5	2	22,972	2,700	23,936	4,635	0	6,530	268,198
	Macon	84,189	759,022	32	0	261,164	12,005	271,514	60,184	43,691	485,172	1,976,941
	Moultrie	53,452	105,316	5	0	29,134	7,697	13,701	2,028	2,122	14,921	228,371
	Piatt	58,000	205,517	6	0	43,876	0	11,530	1,282	0	23,174	343,379
6th.....	Circuit Total	407,655	2,245,264	88	3	658,073	85,532	574,567	375,938	90,813	597,541	5,035,383
7th.....	Greene	56,143	84,805	3	0	13,347	0	66,193	1,637	0	5,749	227,873
	Jersey	55,573	203,494	5	0	54,280	0	19,786	6,119	0	9,555	348,807
	Macoupin	63,728	374,829	9	1	41,240	99	52,077	4,334	0	42,589	578,896
	Morgan	63,450	180,146	9	0	57,872	24,144	55,037	6,000	0	36,034	422,683
	Sangamon	98,840	1,766,672	59	18	363,884	80,939	468,064	44,920	45,000	879,089	3,747,408
	Scott	42,107	17,038	1	0	0	7,000	5,000	0	0	3,970	75,115
7th.....	Circuit Total	379,841	2,626,983	86	19	530,623	112,181	666,157	63,010	45,000	976,984	5,400,781
8th.....	Adams	57,350	348,276	13	0	55,989	10,934	143,004	7,393	0	53,805	676,752
	Brown	32,500	46,153	2	0	1,671	1,780	7,924	156	0	0	90,184
	Calhoun	36,860	31,550	1	1	13,136	0	5,299	425	6	4,271	91,547
	Cass	77,175	121,511	3	2	26,919	0	33,392	76	0	6,321	265,394
	Mason	66,065	100,845	4	0	25,000	354	25,000	0	0	11,497	228,760
	Menard	63,990	97,284	3	0	4,560	0	45,180	0	0	12,190	223,204
	Pike	49,440	136,441	6	0	68,474	0	67,043	0	0	15,844	337,242
	Schuyler	44,112	58,240	3	0	29,283	1,780	29,120	0	0	10,093	172,628
8th.....	Circuit Total	427,491	940,300	35	3	225,032	14,848	355,962	8,050	6	114,022	2,085,711
9th.....	Fulton	75,643	331,723	11	0	52,690	34,875	32,223	4,889	0	37,495	569,538
	Hancock	49,874	124,541	4	0	19,436	0	3,786	0	0	10,147	207,783
	Henderson	47,859	89,343	4	1	14,790	0	24,868	1,143	0	12,600	190,602
	Knox	66,840	398,828	18	0	81,963	0	127,965	4,499	0	16,711	696,806
	McDonough	52,711	321,415	12	0	49,205	0	54,762	0	0	38,767	516,859
	Warren	49,687	72,538	6	0	43,736	51,364	43,736	3,920	0	8,199	273,180
9th.....	Circuit Total	342,614	1,338,387	55	1	261,820	86,239	287,339	14,451	0	123,919	2,454,769
10th....	Marshall	51,851	93,959	2	1	47,950	11,634	14,377	3,525	0	10,991	234,287
	Peoria	95,131	1,094,065	35	0	474,010	93,883	94,329	0	0	364,736	2,216,153
	Putnam	47,438	64,731	2	0	9,922	4,691	7,518	2,323	0	9,495	146,118
	Stark	44,640	25,017	1	1	7,800	6,808	47,105	1,142	0	2,676	135,187
	Tazewell	85,156	982,874	31	0	184,606	108,218	190,213	38,252	0	0	1,589,318
10th....	Circuit Total	324,216	2,260,645	71	2	724,288	225,234	353,542	45,241	0	387,898	4,321,063
11th....	Ford	53,000	67,442	4	2	9,690	0	48,031	0	0	62,373	240,537
	Livingston	65,777	318,051	10	2	43,185	5,500	15,144	15,449	0	17,965	481,070
	Logan	60,000	375,749	10	6	33,222	17,140	34,291	1,504	0	35,407	557,314
	McLean	96,737	1,612,966	49	28	136,873	102,684	216,134	22,620	0	406,261	2,594,275
	Woodford	55,219	294,142	9	2	56,661	380	74,568	13,224	0	45,146	539,340
11th....	Circuit Total	330,733	2,668,349	82	40	279,631	125,704	388,169	52,796	0	567,153	4,412,535

*Includes expenditures paid from the County General Fund

**CIRCUIT CLERK
COST OF OPERATING BY COUNTY
DECEMBER 1, 2015 - NOVEMBER 30, 2016**

COST OF OPERATING CLERK'S OFFICE												
CIRCUIT	COUNTY	CLERK'S SALARY	ALL OTHER PERSONNEL SALARIES	FULL TIME STAFF	PART TIME STAFF	AUTOMATION EXPENSES *	MAINTENANCE AND CHILD SUPPORT EXPENSES*	COURT DOCUMENT STORAGE EXPENSES *	OPERATION & ADMIN. FUND EXPENSES	E-CITATION EXPENSES	OTHER OFFICE EXPENSES	TOTAL COST OF OPERATING EXPENSES
12th....	Will	93,115	4,619,098	150	0	1,209,914	122,581	931,528	236,992	138,232	3,077,712	10,429,171
12th....	Circuit Total	93,115	4,619,098	150	0	1,209,914	122,581	931,528	236,992	138,232	3,077,712	10,429,171
13th....	Bureau	60,144	141,433	9	0	32,740	21,355	39,110	0	0	11,626	306,408
	Grundy	79,403	203,754	8	0	68,681	24,401	79,128	12,180	0	3,828	471,375
	LaSalle	68,527	1,547,983	30	4	206,976	54,042	328,104	28,700	0	5,683	2,240,016
13th....	Circuit Total	208,074	1,893,170	47	4	308,397	99,798	446,342	40,880	0	21,137	3,017,799
14th....	Henry	68,064	190,716	13	5	59,334	32,283	127,319	717	0	16,356	494,789
	Mercer	53,800	60,113	2	0	27,203	1,580	0	868	0	8,305	151,869
	Rock Island	90,691	1,231,337	39	4	333,188	99,517	219,957	15,720	0	0	1,990,410
	Whiteside	75,000	131,767	12	2	132,064	17,793	182,932	6,550	0	238	546,344
14th....	Circuit Total	287,555	1,613,933	66	11	551,789	151,174	530,208	23,854	0	24,899	3,183,412
15th....	Carroll	53,775	70,438	4	0	8,125	5,176	7,497	0	0	17,351	162,363
	Jo Daviess	68,384	141,549	5	0	27,888	10,000	5,540	3,098	0	18,469	274,928
	Lee	61,563	261,418	8	2	247,496	78,085	251,424	0	0	71,337	971,323
	Ogle	76,500	563,502	12	0	62,983	12,500	86,111	6,874	0	13,885	822,356
	Stephenson	56,000	259,592	14	0	84,312	16,980	79,033	16,592	0	9,087	521,596
15th....	Circuit Total	316,223	1,296,499	43	2	430,805	122,741	429,606	26,564	0	130,129	2,752,566
16th....	Kane	90,655	3,246,556	112	2	594,638	54,046	529,086	349,724	109,600	2,230,180	7,204,485
16th....	Circuit Total	90,655	3,246,556	112	2	594,638	54,046	529,086	349,724	109,600	2,230,180	7,204,485
17th....	Boone	67,845	453,963	21	4	218,516	0	212,995	21,092	0	22,776	997,187
	Winnebago	90,530	2,547,162	85	3	636,546	77,214	801,124	0	0	997,901	5,150,476
17th....	Circuit Total	158,375	3,001,125	106	7	855,062	77,214	1,014,119	21,092	0	1,020,676	6,147,664
18th....	DuPage	167,200	7,478,566	170	1	1,639,533	275,883	2,651,573	933,002	340,832	593,762	14,080,351
18th....	Circuit Total	167,200	7,478,566	170	1	1,639,533	275,883	2,651,573	933,002	340,832	593,762	14,080,351
19th....	Lake	124,755	5,144,395	139	3	461,776	109,212	719,422	0	35,000	2,698,350	9,292,911
19th....	Circuit Total	124,755	5,144,395	139	3	461,776	109,212	719,422	0	35,000	2,698,350	9,292,911
20th....	Monroe	64,491	173,060	4	1	36,180	0	199	0	0	15,646	289,575
	Perry	55,500	69,590	4	0	9,959	21,367	17,609	1,021	0	22,425	197,471
	Randolph	66,080	210,845	6	0	54,108	44,842	6,822	816	0	17,651	401,164
	St. Clair	95,899	1,235,719	62	0	535,634	210,278	745,604	0	0	12,228	2,835,362
	Washington	54,450	75,597	3	0	49,306	8,550	772	960	0	4,743	194,379
20th....	Circuit Total	336,420	1,764,811	79	1	685,187	285,036	771,006	2,797	0	72,693	3,917,951
21st....	Iroquois	54,471	176,191	7	0	23,336	25,022	6,087	1,719	0	0	286,828
	Kankakee	77,386	475,157	33	0	671,906	10,486	131,073	40,745	0	33,365	1,440,118
21st....	Circuit Total	131,857	651,348	40	0	695,242	35,508	137,161	42,465	0	33,365	1,726,946
22nd....	McHenry	104,750	1,678,012	59	0	514,043	107,271	439,595	176,619	10,000	45,242	3,075,532
22nd....	Circuit Total	104,750	1,678,012	59	0	514,043	107,271	439,595	176,619	10,000	45,242	3,075,532
23rd....	DeKalb	104,000	734,700	21	18	271,189	2,079	244,013	2,973	0	515,576	1,874,529
	Kendall	90,097	461,866	25	4	230,555	66,852	167,159	18,141	0	39,714	1,074,384
	Circuit Total	194,097	1,196,566	46	22	501,744	68,931	411,172	21,114	0	555,290	2,948,913
	Downstate Total	6,395,297	53,828,413	1,773	148	13,158,633	2,752,304	13,832,006	2,633,990	830,332	14,094,219	107,525,195
Cook	Cook County	105,000	73,948,416	1,463	0	8,996,350	2,405,392	7,911,515	859,232	244,451	7,026,122	101,496,477
	State Total	6,500,297	127,776,829	3,236	148	22,154,984	5,157,696	21,743,521	3,493,222	1,074,783	21,120,340	209,021,673

*Includes expenditures paid from the County General Fund

**CIRCUIT CLERK
DISBURSEMENT OF FUNDS BY COUNTY
DECEMBER 1, 2015 - NOVEMBER 30, 2016**

CIRCUIT	COUNTY	MAINTENANCE AND CHILD SUPPORT PAYMENTS	FINES, PENALTIES, ASSESSMENTS AND FORFEITURES					TOTAL MUNICIPALITIES*
			MUNICIPALITIES (CITIES, VILLAGES, TOWNS & PARK DISTRICTS)					
			ALL EXCEPT DRUG FINES	DRUG FINES	CRIME LAB & CRIME LAB DUI	OTHER		
1st.....	Alexander	812,677	174,791	0	0	0	177,840	
	Jackson	4,578,376	375,499	2,650	2,515	78,409	459,073	
	Johnson	1,156,168	30,479	15	0	3,766	34,259	
	Massac	1,865,566	65,358	0	0	11,241	76,599	
	Pope	273,287	764	0	0	20	784	
	Pulaski	539,128	565,202	445	0	2,457	568,104	
	Saline	3,019,418	49,258	0	0	9,440	58,698	
	Union	1,517,558	43,817	0	0	5,183	49,000	
	Williamson	9,159,022	384,454	4,970	0	34,033	425,975	
1st.....	Circuit Total	22,921,201	1,689,621	8,080	2,515	144,550	1,850,331	
2nd.....	Crawford	2,249,805	90,655	4,182	0	19,914	114,871	
	Edwards	733,274	10,703	0	0	1,003	13,081	
	Franklin	4,252,799	101,204	0	0	33,534	134,738	
	Gallatin	539,820	4,039	0	0	688	4,727	
	Hamilton	940,093	2,387	0	0	4,774	7,161	
	Hardin	271,817	3,683	0	0	962	5,302	
	Jefferson	5,049,095	162,265	0	0	0	164,385	
	Lawrence	1,615,066	32,864	0	0	4,533	37,397	
	Richland	1,831,394	62,009	0	0	15,977	78,327	
	Wabash	1,633,695	49,830	0	10,622	2,580	63,032	
	Wayne	1,811,854	21,495	0	0	1,761	23,256	
	White	1,730,842	36,546	0	0	5,814	42,811	
2nd.....	Circuit Total	22,659,553	577,680	4,182	10,622	91,540	689,087	
3rd.....	Bond	1,345,678	47,868	0	0	0	47,868	
	Madison	29,048,131	500,804	24,018	0	252,309	791,630	
3rd.....	Circuit Total	30,393,809	548,671	24,018	0	252,309	839,498	
4th.....	Christian	4,149,491	113,665	0	8,380	8,245	130,290	
	Clay	1,532,798	41,517	0	0	7,667	52,266	
	Clinton	2,680,892	141,125	6,874	0	13,144	163,556	
	Effingham	3,463,194	98,307	147	0	21,336	119,937	
	Fayette	1,996,877	137,150	0	90	6,295	143,534	
	Jasper	764,944	18,816	0	0	4,530	23,347	
	Marion	5,267,490	174,958	954	0	32,626	208,538	
	Montgomery	2,962,966	197,787	0	0	11,055	209,829	
	Shelby	2,579,757	45,660	0	0	9,117	54,777	
4th.....	Circuit Total	25,398,410	968,985	7,975	8,470	114,015	1,106,074	
5th.....	Clark	1,574,123	57,339	0	0	8,086	65,426	
	Coles	4,903,098	262,047	2,531	4,203	48,857	354,805	
	Cumberland	1,148,930	53,897	0	0	11,332	66,229	
	Edgar	1,839,551	79,494	240	666	1,330	81,730	
	Vermilion	10,078,482	269,352	0	0	76,278	348,819	
5th.....	Circuit Total	19,544,183	722,129	2,771	4,869	145,883	917,008	

*Includes Drug Task Force

**CIRCUIT CLERK
DISBURSEMENT OF FUNDS BY COUNTY
DECEMBER 1, 2015 - NOVEMBER 30, 2016**

CIRCUIT	COUNTY	MAINTENANCE AND CHILD SUPPORT PAYMENTS	FINES, PENALTIES, ASSESSMENTS AND FORFEITURES					TOTAL MUNICIPALITIES*
			MUNICIPALITIES (CITIES, VILLAGES, TOWNS & PARK DISTRICTS)					
			ALL EXCEPT DRUG FINES	DRUG FINES	CRIME LAB & CRIME LAB DUI	OTHER		
6th.....	Champaign	16,557,653	715,701	20,623	63,858	23,695	823,877	
	DeWitt	2,028,173	69,938	134	0	3,522	74,117	
	Douglas	1,868,762	95,992	1,139	0	5,081	104,001	
	Macon	16,725,562	275,088	12,843	3,422	100,466	391,888	
	Moultrie	2,025,616	26,544	101	0	7,099	33,744	
	Piatt	1,770,705	31,459	0	0	6,200	37,659	
6th.....	Circuit Total	40,976,471	1,214,723	34,840	67,280	146,063	1,465,286	
7th.....	Greene	1,487,084	36,545	0	0	11,615	48,250	
	Jersey	1,857,295	96,972	0	0	16,545	113,517	
	Macoupin	4,469,456	137,010	0	16,100	12,889	166,804	
	Morgan	4,676,317	62,369	424	0	12,613	75,406	
	Sangamon	26,892,396	622,493	3,880	3,965	214,290	844,629	
	Scott	480,849	3,336	0	0	68	3,404	
7th.....	Circuit Total	39,863,396	958,724	4,304	20,066	268,021	1,252,009	
8th.....	Adams	9,418,412	375,647	1,326	12,105	49,367	442,380	
	Brown	775,440	18,875	0	0	2,278	21,953	
	Calhoun	297,690	1,945	0	0	44	1,989	
	Cass	1,639,717	45,975	0	0	8,331	54,305	
	Mason	1,621,833	97,537	1,014	1,857	7,884	108,290	
	Menard	1,412,134	40,179	128	0	4,867	45,174	
	Pike	1,882,147	15,077	709	1,190	727	17,703	
	Schuyler	1,146,114	15,692	138	0	3,862	19,805	
8th.....	Circuit Total	18,193,487	610,926	3,315	15,151	77,359	711,599	
9th.....	Fulton	5,399,461	82,500	285	3,790	4,071	90,646	
	Hancock	1,980,328	79,712	96	0	9,810	89,618	
	Henderson	994,695	3,674	0	0	1,753	5,428	
	Knox	8,216,482	176,841	16,007	0	27,034	220,804	
	McDonough	3,656,148	263,107	15,363	0	35,383	315,514	
	Warren	2,461,267	94,827	2,345	235	27,731	125,138	
9th.....	Circuit Total	22,708,381	700,662	34,095	4,025	105,782	847,148	
10th.....	Marshall	1,374,734	23,691	2,261	0	1,845	27,796	
	Peoria	24,042,072	484,959	0	52,986	22,724	560,669	
	Putnam	602,705	24,920	3,897	0	7,224	38,424	
	Stark	606,823	11,821	0	0	3,395	15,216	
	Tazewell	19,110,873	943,030	3,154	0	0	946,906	
10th.....	Circuit Total	45,737,207	1,488,420	9,312	52,986	35,188	1,589,011	
11th.....	Ford	1,071,004	38,659	0	0	11,812	50,471	
	Livingston	5,594,825	218,331	907	0	32,828	252,113	
	Logan	3,301,244	69,224	470	0	15,926	85,619	
	McLean	21,505,291	814,152	22,328	763	186,284	1,048,264	
	Woodford	4,400,702	115,985	257	0	20,133	136,376	
11th.....	Circuit Total	35,873,066	1,256,351	23,961	763	266,983	1,572,842	

*Includes Drug Task Force

**CIRCUIT CLERK
DISBURSEMENT OF FUNDS BY COUNTY
DECEMBER 1, 2015 - NOVEMBER 30, 2016**

CIRCUIT	COUNTY	MAINTENANCE AND CHILD SUPPORT PAYMENTS	FINES, PENALTIES, ASSESSMENTS AND FORFEITURES					TOTAL MUNICIPALITIES*
			MUNICIPALITIES (CITIES, VILLAGES, TOWNS & PARK DISTRICTS)					
			ALL EXCEPT DRUG FINES	DRUG FINES	CRIME LAB & CRIME LAB DUI	OTHER		
12th.....	Will	86,619,139	2,806,575	59,197	0	527,459	3,441,176	
12th.....	Circuit Total	86,619,139	2,806,575	59,197	0	527,459	3,441,176	
13th.....	Bureau	4,321,196	38,636	0	0	20,347	114,072	
	Grundy	7,360,759	138,369	4,125	0	32,614	177,608	
	LaSalle	14,517,340	275,372	13,656	0	86,910	390,362	
13th.....	Circuit Total	26,199,295	452,377	17,781	0	139,871	682,042	
14th.....	Henry	6,895,410	191,254	2,742	1,794	28,732	224,736	
	Mercer	1,742,272	30,348	0	0	751	31,099	
	Rock Island	20,622,960	688,536	38,396	2,874	110,241	845,964	
	Whiteside	8,955,468	241,213	5,464	0	33,422	288,062	
14th.....	Circuit Total	38,216,109	1,151,352	46,602	4,668	173,145	1,389,861	
15th.....	Carroll	1,265,833	70,299	130	0	10,681	81,110	
	Jo Daviess	1,222,217	84,833	100	0	11,968	96,901	
	Lee	4,294,887	151,543	850	13,665	11,326	177,561	
	Ogle	6,228,070	196,486	3,870	0	19,555	220,512	
	Stephenson	4,720,990	203,869	1,224	26,802	26,453	258,449	
15th.....	Circuit Total	17,731,997	707,030	6,174	40,467	79,984	834,532	
16th.....	Kane	55,314,601	1,667,058	39,684	0	717,825	2,438,180	
16th.....	Circuit Total	55,314,601	1,667,058	39,684	0	717,825	2,438,180	
17th.....	Boone	5,768,939	293,987	10,056	0	52,088	356,169	
	Winnebago	33,457,999	1,574,860	25,713	0	106,101	1,713,372	
17th.....	Circuit Total	39,226,939	1,868,847	35,770	0	158,190	2,069,540	
18th.....	DuPage	93,181,292	8,321,331	0	0	0	8,351,510	
18th.....	Circuit Total	93,181,292	8,321,331	0	0	0	8,351,510	
19th.....	Lake	53,929,577	5,930,614	9,367	0	0	5,959,571	
19th.....	Circuit Total	53,929,577	5,930,614	9,367	0	0	5,959,571	
20th.....	Monroe	3,490,695	152,925	0	13,428	0	166,353	
	Perry	2,777,256	69,988	0	150	29,077	146,611	
	Randolph	4,417,923	101,995	5,126	0	11,920	119,041	
	St. Clair	32,816,525	422,664	2,429	0	312,993	739,730	
	Washington	1,389,777	32,480	1,852	0	8,444	42,776	
20th.....	Circuit Total	44,892,176	780,053	9,406	13,578	362,434	1,214,512	
21st.....	Iroquois	2,297,663	28,817	869	0	7,306	36,991	
	Kankakee	12,490,258	424,432	210	90	92,976	519,587	
21st.....	Circuit Total	14,787,921	453,249	1,079	90	100,281	556,578	
22nd.....	McHenry	36,036,830	2,267,678	9,784	0	297,294	2,579,465	
22nd.....	Circuit Total	36,036,830	2,267,678	9,784	0	297,294	2,579,465	
23rd.....	DeKalb	10,953,888	496,793	5,968	11,608	6,543	521,680	
	Kendall	14,294,023	239,874	13,517	0	14,332	287,803	
23rd.....	Circuit Total	25,247,911	736,667	19,485	11,608	20,875	809,483	
	Downstate Total	855,652,949	37,879,722	411,181	257,157	4,225,049	43,166,343	
Cook	Cook County	360,453,068	8,684,038	28,024	0	3,063,665	11,775,727	
	State Total	1,216,106,017	46,563,760	439,205	257,157	7,288,714	54,942,070	

*Includes Drug Task Force

**CIRCUIT CLERK
DISBURSEMENT OF FUNDS BY COUNTY
DECEMBER 1, 2015 - NOVEMBER 30, 2016**

CIRCUIT	COUNTY	FINES, PENALTIES, ASSESSMENTS AND FORFEITURES (CONTINUED)							
		TOWNSHIPS	COUNTY						
		TOTAL TOWNSHIPS *	CRIMINAL CASES	TRAFFIC CASES	DRUG FINES	CRIME LAB	CRIME LAB DUI	OTHER **	TOTAL COUNTY
1st.....	Alexander	0	36,517	26,280	0	1,860	1,000	24,626	90,284
	Jackson	100	105,318	80,818	6,126	0	0	301,257	493,518
	Johnson	0	44,062	166,016	62	0	0	80,995	291,135
	Massac	0	46,525	140,257	0	0	0	132,814	319,596
	Pope	3,542	8,057	47,307	0	0	0	15,654	71,019
	Pulaski	0	31,989	478,424	0	2,525	2,126	333,381	848,445
	Saline	0	285,286	58,829	1,382	0	0	49,889	395,387
	Union	0	102,198	106,982	0	0	0	23,079	232,258
	Williamson	0	151,140	398,004	5,396	0	0	188,348	742,888
1st.....	Circuit Total	3,642	811,092	1,502,917	12,966	4,385	3,126	1,150,044	3,484,530
2nd.....	Crawford	0	64,305	46,131	1,451	0	0	30,449	142,335
	Edwards	0	19,593	28,793	0	0	0	13,431	61,818
	Franklin	0	261,367	113,977	0	0	237	63,288	438,869
	Gallatin	0	31,419	37,776	71	0	0	13,265	82,531
	Hamilton	0	38,064	58,102	67	0	0	12,432	108,664
	Hardin	0	30,994	22,236	295	0	0	7,080	60,605
	Jefferson	0	139,264	138,724	1,005	0	0	44,989	323,983
	Lawrence	0	82,364	36,891	1,922	0	0	17,965	139,142
	Richland	0	76,836	58,221	147	0	0	36,085	171,290
	Wabash	0	61,593	26,393	0	0	3,499	29,870	121,354
	Wayne	0	16,256	106,430	32	0	0	44,978	167,695
	White	0	74,852	124,095	3,276	0	0	52,876	255,099
2nd.....	Circuit Total	0	896,907	797,770	8,265	0	3,736	366,709	2,073,386
3rd.....	Bond	7,134	68,368	340,923	0	230	300	201,076	610,897
	Madison	1,974	103,024	292,428	38,925	0	0	547,101	981,477
3rd.....	Circuit Total	9,108	171,392	633,350	38,925	230	300	748,177	1,592,374
4th.....	Christian	0	69,680	92,574	2,553	11,857	8,392	52,049	237,106
	Clay	9,838	100,388	52,478	0	12,691	0	24,717	190,274
	Clinton	170	108,942	80,982	6,834	7,123	0	45,028	248,909
	Effingham	0	153,314	349,511	675	28,154	18,170	131,500	681,324
	Fayette	0	117,361	196,446	0	1,699	10	121,832	437,347
	Jasper	0	30,210	64,816	50	0	0	38,354	133,431
	Marion	0	58,770	150,151	958	0	0	76,737	286,616
	Montgomery	7,617	183,862	319,478	6,390	0	0	102,736	612,466
	Shelby	0	80,448	61,999	70	0	0	22,481	164,998
4th.....	Circuit Total	17,624	902,975	1,368,435	17,531	61,524	26,572	615,434	2,992,471
5th.....	Clark	0	58,127	73,606	0	0	0	39,663	171,396
	Coles	350	240,761	140,031	11,761	4,001	590	72,666	469,810
	Cumberland	0	43,539	52,217	0	0	0	31,539	127,295
	Edgar	100	85,544	48,884	1,306	0	0	14,484	150,218
	Vermilion	2,337	82,459	144,238	0	0	0	77,503	304,199
5th.....	Circuit Total	2,787	510,430	458,975	13,067	4,001	590	235,855	1,222,919

* Includes Drug Fines

** Includes Percentage Distribution to County General Corporate Fund & Boating Fines paid to County

**CIRCUIT CLERK
DISBURSEMENT OF FUNDS BY COUNTY
DECEMBER 1, 2015 - NOVEMBER 30, 2016**

CIRCUIT	COUNTY	FINES, PENALTIES, ASSESSMENTS AND FORFEITURES (CONTINUED)							
		TOWNSHIPS	COUNTY						
		TOTAL TOWNSHIPS *	CRIMINAL CASES	TRAFFIC CASES	DRUG FINES	CRIME LAB	CRIME LAB DUI	OTHER **	TOTAL COUNTY
6th.....	Champaign	19,701	82,550	414,657	23,898	0	35,050	399,028	955,181
	DeWitt	100	85,458	119,523	1,068	0	0	48,355	254,404
	Douglas	326	28,122	106,068	4,203	0	0	32,387	170,780
	Macon	4,198	117,493	66,881	19,088	1,472	0	160,015	364,949
	Moultrie	149	38,926	126,680	572	0	0	49,476	215,654
	Piatt	100	26,308	134,968	2,719	1,792	750	79,843	246,380
6th.....	Circuit Total	24,574	378,856	968,776	51,548	3,264	35,800	769,104	2,207,348
7th.....	Greene	0	24,107	23,995	1,979	0	0	54,568	104,649
	Jersey	0	61,639	103,723	0	0	0	32,443	197,804
	Macoupin	1,500	160,033	250,802	2,460	0	16,363	85,823	515,481
	Morgan	50	53,499	83,767	5,552	0	0	99,648	242,466
	Sangamon	12,443	11,988	432,187	9,181	0	0	261,477	714,833
	Scott	0	13,628	33,056	300	0	0	23,408	70,392
7th.....	Circuit Total	13,993	324,894	927,530	19,472	0	16,363	557,366	1,845,625
8th.....	Adams	650	155,252	157,909	3,946	870	0	88,807	406,784
	Brown	150	17,011	33,412	95	0	0	19,439	69,958
	Calhoun	0	35,881	40,808	0	0	0	11,477	88,166
	Cass	0	57,961	40,915	0	0	0	17,864	116,740
	Mason	0	66,105	59,088	2,442	0	0	53,119	180,754
	Menard	0	46,799	45,072	2,561	0	0	17,600	112,032
	Pike	0	107,834	180,469	22,836	26,260	0	55,625	393,023
	Schuyler	0	38,911	94,613	122	0	0	45,866	179,512
8th.....	Circuit Total	800	525,754	652,286	32,003	27,130	0	309,798	1,546,970
9th.....	Fulton	0	101,507	1,652	1,533	0	0	295,333	400,024
	Hancock	0	81,956	104,778	2,089	122	0	29,386	218,331
	Henderson	0	21,368	106,367	1,278	0	0	109,285	238,298
	Knox	0	137,645	184,317	1,767	0	0	130,526	454,255
	McDonough	16,527	254,837	89,920	4,288	0	0	128,617	477,663
	Warren	0	71,561	90,522	8,472	31	0	36,431	207,017
9th.....	Circuit Total	16,527	668,875	577,557	19,427	153	0	729,578	1,995,588
10th.....	Marshall	0	20,061	46,511	0	0	0	56,073	122,645
	Peoria	3,871	302,472	273,595	0	0	20,897	560,984	1,157,948
	Putnam	810	16,011	42,084	26,540	0	0	22,908	107,543
	Stark	0	4,854	29,349	0	0	0	18,843	53,046
	Tazewell	436	106,806	430,566	11,412	0	0	190,596	739,381
10th.....	Circuit Total	5,117	450,204	822,104	37,952	0	20,897	849,405	2,180,562
11th.....	Ford	638	20,797	32,228	35	0	0	21,214	74,275
	Livingston	44,005	153,255	168,553	3,424	0	0	84,144	409,376
	Logan	1,625	96,030	151,402	0	0	0	190,549	437,981
	McLean	17,526	316,629	400,287	43,955	0	0	599,615	1,360,486
	Woodford	250	203,662	112,363	2,675	0	0	60,431	379,132
11th.....	Circuit Total	64,043	790,374	864,833	50,089	0	0	955,953	2,661,250

* Includes Drug Fines

** Includes Percentage Distribution to County General Corporate Fund & Boating Fines paid to County

**CIRCUIT CLERK
DISBURSEMENT OF FUNDS BY COUNTY
DECEMBER 1, 2015 - NOVEMBER 30, 2016**

CIRCUIT	COUNTY	FINES, PENALTIES, ASSESSMENTS AND FORFEITURES (CONTINUED)							
		TOWNSHIPS	COUNTY						
		TOTAL TOWNSHIPS *	CRIMINAL CASES	TRAFFIC CASES	DRUG FINES	CRIME LAB	CRIME LAB DUI	OTHER **	TOTAL COUNTY
12th.....	Will	39,641	468,806	1,050,901	146,667	0	0	1,931,759	3,598,134
12th.....	Circuit Total	39,641	468,806	1,050,901	146,667	0	0	1,931,759	3,598,134
13th.....	Bureau	0	128,771	95,699	41,548	0	0	66,552	332,570
	Grundy	0	85,433	262,248	27,574	0	0	145,068	520,323
	LaSalle	5,024	339,300	245,478	707	0	0	548,237	1,133,722
13th.....	Circuit Total	5,024	553,504	603,425	69,829	0	0	759,857	1,986,615
14th.....	Henry	213	261,817	222,760	43,239	1,792	440	129,651	659,699
	Mercer	0	98,377	96,249	1,738	645	0	29,908	226,916
	Rock Island	345	160,558	510,038	31,963	814	0	281,194	984,567
	Whiteside	1,786	294,064	350,747	15,099	0	0	128,493	788,404
14th.....	Circuit Total	2,344	814,815	1,179,794	92,040	3,251	440	569,246	2,659,586
15th.....	Carroll	0	28,154	64,610	4,194	0	0	57,779	154,737
	Jo Daviess	686	33,515	96,232	564	0	0	91,511	221,822
	Lee	792	75,576	314,064	4,179	0	10,996	125,941	530,756
	Ogle	0	148,681	371,536	6,967	0	0	165,219	692,403
	Stephenson	5,020	169,706	199,281	1,468	0	9,250	120,300	500,005
15th.....	Circuit Total	6,498	455,633	1,045,722	17,373	0	20,246	560,750	2,099,724
16th.....	Kane	7,185	430,084	356,240	144,491	0	0	1,778,647	2,709,462
16th.....	Circuit Total	7,185	430,084	356,240	144,491	0	0	1,778,647	2,709,462
17th.....	Boone	34,996	242,812	514,587	16,979	0	0	231,355	1,005,733
	Winnebago	18,410	899,921	795,331	19,060	0	0	1,663,242	3,377,554
17th.....	Circuit Total	53,406	1,142,733	1,309,918	36,039	0	0	1,894,597	4,383,287
18th.....	DuPage	265,709	1,852,483	1,030,657	9,983	38,906	0	6,870,567	9,802,596
18th.....	Circuit Total	265,709	1,852,483	1,030,657	9,983	38,906	0	6,870,567	9,802,596
19th.....	Lake	0	195,482	1,574,199	16,583	38,599	980	1,136,414	2,979,198
19th.....	Circuit Total	0	195,482	1,574,199	16,583	38,599	980	1,136,414	2,979,198
20th.....	Monroe	1,364	56,646	21,645	0	0	0	101	78,393
	Perry	0	96,012	53,921	0	0	0	20,490	170,423
	Randolph	0	53,956	83,240	16,390	0	0	42,959	196,545
	St. Clair	4,263	53,529	239,711	13,423	691	0	631,542	938,896
	Washington	0	37,319	69,376	3,893	0	0	45,217	155,805
20th.....	Circuit Total	5,627	297,463	467,893	33,706	691	0	740,309	1,540,061
21st.....	Iroquois	150	55,005	213,801	2,172	0	0	87,802	358,779
	Kankakee	4,065	167,292	279,824	0	0	0	546,475	993,591
21st.....	Circuit Total	4,215	222,296	493,625	2,172	0	0	634,277	1,352,370
22nd.....	McHenry	40,455	396,591	426,777	80,896	720	0	723,557	1,630,040
22nd.....	Circuit Total	40,455	396,591	426,777	80,896	720	0	723,557	1,630,040
23rd.....	DeKalb	21,708	207,529	278,304	13,767	0	0	521,791	1,021,392
	Kendall	22,888	194,402	120,184	42,159	0	0	311,283	668,027
23rd.....	Circuit Total	44,596	401,931	398,488	55,926	0	0	833,073	1,689,419
	Downstate Total	632,917	13,663,573	19,512,172	1,006,949	182,853	129,049	25,720,476	60,233,514
Cook	Cook County	105,842	1,300,265	1,689,807	2,479	0	0	10,428,722	13,421,273
	State Total	738,759	14,963,838	21,201,979	1,009,428	182,853	129,049	36,149,198	73,654,787

* Includes Drug Fines

** Includes Percentage Distribution to County General Corporate Fund & Boating Fines paid to County

**CIRCUIT CLERK
DISBURSEMENT OF FUNDS BY COUNTY
DECEMBER 1, 2015 - NOVEMBER 30, 2016**

		FINES, PENALTIES, ASSESSMENTS AND FORFEITURES (CONTINUED)									
		STATE									
CIRCUIT	COUNTY	TOTAL		LUMP	DRUG		STATE	VIOLENT	TRAFFIC &	DRIVERS	DOMESTIC
		DNR FUNDS	ROAD FUND	SURCHARGE	TRAFFIC PREVENTION	CRIME LAB	POLICE DUI FUND	CRIME VICTIMS ASST	CRIMINAL CONVICTION	EDUCATION FUND	VIOL. SHEL. & SERV. FND.
1st.....	Alexander	1,337	7,819	0	0	0	0	21,171	17,014	11,686	80
	Jackson	4,773	1,094	70,434	1,331	0	3,255	985	0	6,933	9,416
	Johnson	5,175	17,030	47,410	45	575	2,411	12,201	423	7,633	894
	Massac	643	21,993	35,667	0	1,525	3,919	9,237	976	8,423	1,129
	Pope	3,338	0	13,167	0	640	0	1,858	8	3,811	9
	Pulaski	840	4,959	78,522	0	0	215	14,872	204	2,396	331
	Saline	1,164	320	56,687	0	823	1,364	2,726	1,269	13,634	1,308
	Union	1,967	11,709	54,605	0	3,590	2,538	19,639	346	2,713	3,034
	Williamson	2,700	372,655	383,417	0	10,991	0	55,662	64	29,207	4,573
1st.....	Circuit Total	21,937	437,579	739,909	1,376	18,144	13,702	138,350	20,304	86,437	20,774
2nd.....	Crawford	4,017	0	88,065	0	873	0	25,768	348	9,757	0
	Edwards	819	1,260	14,571	0	0	700	4,330	24	2,527	340
	Franklin	9,802	300	131,322	0	2,516	8,530	69,045	13	11,297	5,873
	Gallatin	1,319	15,285	16,865	0	601	2,383	5,674	4	1,026	9
	Hamilton	1,206	4,178	22,047	0	705	4,384	9,746	4	2,848	1,474
	Hardin	2,444	2,920	14,234	108	346	144	5,195	69	1,770	0
	Jefferson	2,478	115	7,347	0	2,325	0	34,258	0	9,270	0
	Lawrence	640	21,302	58,948	0	0	475	24,487	642	4,265	815
	Richland	3,111	4,620	41,992	31	4,554	299	33,327	48	7,079	42
	Wabash	491	6,356	47,812	257	2,000	202	20,736	32	6,452	407
	Wayne	2,996	4,393	33,207	0	1,850	2,245	1,465	8	4,385	200
	White	2,239	31,876	83,500	0	2,904	2,326	31,875	4	8,278	5,385
2nd.....	Circuit Total	31,562	92,606	559,910	396	18,673	21,688	265,907	1,196	68,952	14,545
3rd.....	Bond	170	0	169,913	0	0	200	14,560	8	21,101	0
	Madison	5,771	141,682	201,665	1,417	5,855	10,804	844	0	3,711	0
3rd.....	Circuit Total	5,941	141,682	371,578	1,417	5,855	11,004	15,404	8	24,812	0
4th.....	Christian	7,078	1,135	90,744	1,915	2,500	4,303	30,612	529	16,822	645
	Clay	1,110	305	53,230	200	601	2,915	23,217	16	4,610	2,241
	Clinton	9,387	85	92,422	75	783	990	44,792	32	16,368	2,440
	Effingham	1,711	1,615	185,249	175	7,377	14,405	64,033	8	28,043	1,859
	Fayette	6,038	65,858	161,179	225	1,699	400	27,552	0	9,194	1,623
	Jasper	2,233	0	28,991	50	500	1,239	6,769	0	3,727	301
	Marion	6,003	1,030	108,000	190	680	8,842	73,767	20	18,066	6,623
	Montgomery	6,329	7,799	136,084	633	4,613	56,522	50,640	64	16,541	98
	Shelby	13,853	2,890	62,310	165	655	1,520	31,092	5	7,787	2,679
4th.....	Circuit Total	53,742	80,716	918,208	3,628	19,407	91,135	352,474	674	121,157	18,509
5th.....	Clark	2,486	25,562	63,896	675	1,197	991	20,161	20	8,533	1,034
	Coles	3,976	1,670	145,636	583	1,215	3,018	49,162	0	18,640	100
	Cumberland	1,729	0	40,553	0	1,020	1,475	24,444	4	2,970	1,250
	Edgar	306	0	35,452	225	4,028	43	24,518	16	1,822	1,961
	Vermilion	4,889	1,098	148,066	25	4,404	59,251	63,490	12	19,793	230
5th.....	Circuit Total	13,386	28,329	433,603	1,508	11,864	64,777	181,775	52	51,758	4,574

**CIRCUIT CLERK
DISBURSEMENT OF FUNDS BY COUNTY
DECEMBER 1, 2015 - NOVEMBER 30, 2016**

CIRCUIT	COUNTY	FINES, PENALTIES, ASSESSMENTS AND FORFEITURES (CONTINUED)									
		STATE									
		TOTAL DNR FUNDS	ROAD FUND	LUMP SUM SURCHARGE	DRUG TRAFFIC PREVENTION	CRIME LAB	STATE POLICE DUI FUND	VIOLENT CRIME VICTIMS ASST	TRAFFIC & CRIMINAL CONVICTION	DRIVERS EDUCATION FUND	DOMESTIC VIOL. SHEL.T. & SERV. FND.
6th.....	Champaign	273	1,153	319,637	0	28,792	21,384	111,919	7,819	77,748	10,232
	DeWitt	12,932	13,372	51,023	187	933	640	9,444	571	0	67
	Douglas	534	3,795	60,334	737	4,866	1,403	33,211	20	16,312	1,198
	Macon	3,117	31,375	138,250	246	5,345	2,383	116,998	4,715	29,494	11,156
	Moultrie	4,344	2,425	36,360	4	663	140	16,852	4	7,760	1,615
	Piatt	997	0	29,410	50	200	2,429	15,493	5	7,117	505
6th.....	Circuit Total	22,196	52,119	635,015	1,224	40,798	28,380	303,917	13,134	138,431	24,773
7th.....	Greene	1,702	1,980	7,875	0	1,182	3,923	2,828	120	2,017	0
	Jersey	8,271	0	86,437	0	0	5,645	12,927	108	1,622	100
	Macoupin	3,542	13,531	95,664	140	4,191	8,863	45,064	2,931	22,868	750
	Morgan	2,596	2,330	48,966	307	2,774	534	19,028	254	3,776	924
	Sangamon	4,517	226,044	547,820	2,275	1,883	60,106	253,410	0	101,153	5,091
	Scott	852	1,160	5,886	0	540	2,500	3,232	0	2,393	0
7th.....	Circuit Total	21,480	245,044	792,648	2,722	10,570	81,570	336,489	3,413	133,828	6,865
8th.....	Adams	7,075	21,005	132,714	536	7,700	13,361	115,339	1,515	31,215	6,876
	Brown	1,716	600	16,800	300	1,630	1,016	8,814	4	1,588	200
	Calhoun	6,669	0	23,567	0	200	3,644	10,644	0	2,086	1,302
	Cass	4,938	0	70,659	50	2,580	350	32,541	4	8,530	2,473
	Mason	2,520	649	49,189	1,534	2,018	300	21,965	8	8,759	4,110
	Menard	48	0	49,426	607	1,727	150	14,675	32	5,859	984
	Pike	5,559	21,102	76,953	36	4,161	2,179	36,908	1,924	8,453	2,565
	Schuyler	4,086	16,616	63,318	25	2,018	2,449	15,270	0	8,162	1,227
8th.....	Circuit Total	32,610	59,972	482,625	3,088	22,033	23,450	256,155	3,487	74,652	19,736
9th.....	Fulton	9,730	8,094	1,952	0	3,285	2,327	14,973	20,610	2,847	2,898
	Hancock	6,559	7,564	116,376	113	1,096	2,511	29,488	1,982	10,436	2,243
	Henderson	806	8,269	10,906	406	876	20,976	1,070	16	2,274	134
	Knox	4,282	8,505	109,215	1,731	4,034	10,507	43,383	4	12,437	6,721
	McDonough	1,683	19,060	188,238	290	9,313	7,653	94,186	12	11,435	11,320
	Warren	0	5,821	31,722	3,529	3,802	1,603	453	16	2,771	1,862
9th.....	Circuit Total	23,060	57,312	458,410	6,069	22,405	45,577	183,553	22,641	42,200	25,178
10th.....	Marshall	1,058	790	6,880	0	1,693	0	6,526	0	1,458	1,172
	Peoria	5,977	6,080	107,684	3,520	12,412	36,978	125,363	146,418	13,658	12,733
	Putnam	16,933	2,235	33,805	590	2,350	445	9,004	0	4,112	0
	Stark	0	0	11,544	0	0	150	4,361	0	2,424	418
	Tazewell	4,737	8,475	425,504	351	3,293	2,474	158,721	0	75,103	7,780
10th.....	Circuit Total	28,705	17,580	585,417	4,461	19,747	40,047	303,975	146,418	96,755	22,103
11th.....	Ford	32	3,302	21,950	140	200	705	17,798	1,173	8,470	0
	Livingston	1,273	5,520	132,677	138	8,207	3,213	47,913	12	17,618	3,763
	Logan	1,689	0	50,866	796	3,744	2,670	23,601	410	8,515	3,592
	McLean	1,910	305,429	645,672	4,453	26,151	34,974	241,672	2,024	65,058	15,595
	Woodford	1,870	595	109,348	34	6,884	42,056	39,045	32	15,134	3,197
11th.....	Circuit Total	6,774	314,846	960,513	5,560	45,186	83,617	370,029	3,651	114,795	26,147

**CIRCUIT CLERK
DISBURSEMENT OF FUNDS BY COUNTY
DECEMBER 1, 2015 - NOVEMBER 30, 2016**

		FINES, PENALTIES, ASSESSMENTS AND FORFEITURES (CONTINUED)									
		STATE									
CIRCUIT	COUNTY	TOTAL DNR FUNDS	ROAD FUND	LUMP SUM SURCHARGE	DRUG TRAFFIC PREVENTION	CRIME LAB	STATE POLICE DUI FUND	VIOLENT CRIME VICTIMS ASST	TRAFFIC & CRIMINAL CONVICTION	DRIVERS EDUCATION FUND	DOMESTIC VIOL. SHEL.T. & SERV. FND.
12th.....	Will	13,792	1,523,094	2,495,073	16,530	37,418	107,434	872,464	0	343,407	50,577
12th.....	Circuit Total	13,792	1,523,094	2,495,073	16,530	37,418	107,434	872,464	0	343,407	50,577
13th.....	Bureau	6,850	17,829	145,943	0	4,949	3,306	38,258	12	11,736	4,231
	Grundy	3,922	0	152,699	17,658	15,534	3,165	39,184	1,277	38,574	2,753
	LaSalle	68,539	30,458	91,231	11,785	3,779	9,203	51,334	120	26,933	7,662
13th.....	Circuit Total	79,311	48,287	389,873	29,443	24,262	15,674	128,776	1,409	77,243	14,646
14th.....	Henry	477	8,439	95,924	17,064	6,097	2,025	57,963	1,491	21,503	6,261
	Mercer	2,659	2,000	44,501	0	370	1,096	15,940	1,001	9,995	699
	Rock Island	8,189	540,659	543,429	4,592	11,248	39,418	80,725	2,202	43,046	2,074
	Whiteside	4,934	12,243	171,493	889	8,798	6,625	77,703	898	29,558	5,589
14th.....	Circuit Total	16,260	563,341	855,347	22,546	26,513	49,164	232,331	5,592	104,101	14,623
15th.....	Carroll	19,826	2,963	28,379	0	0	0	13,493	0	5,263	3,064
	Jo Daviess	9,220	188	47,438	50	2,072	0	20,876	0	9,359	1,594
	Lee	11,306	5,011	156,724	50	2,314	4,431	38,052	40	23,213	8,314
	Ogle	12,298	370	157,203	0	12,608	4,611	35,644	1,623	23,353	9,448
	Stephenson	2,988	4,316	132,677	150	2,837	3,840	76,261	8	20,531	13,360
15th.....	Circuit Total	55,639	12,848	522,421	250	19,831	12,882	184,327	1,671	81,719	35,780
16th.....	Kane	2,563	0	313,376	2,250	15,023	51,184	187,926	0	128,767	41,527
16th.....	Circuit Total	2,563	0	313,376	2,250	15,023	51,184	187,926	0	128,767	41,527
17th.....	Boone	1,201	1,814	336,138	2,850	17,051	11,243	142,806	860	41,782	7,201
	Winnebago	8,526	0	244,861	185	21,898	574	136,874	0	82,292	21,705
17th.....	Circuit Total	9,727	1,814	580,999	3,035	38,949	11,817	279,680	860	124,074	28,906
18th.....	DuPage	443	31,225	123,091	17,685	23,198	101,114	280,800	697,906	314,544	55,806
18th.....	Circuit Total	443	31,225	123,091	17,685	23,198	101,114	280,800	697,906	314,544	55,806
19th.....	Lake	55,436	40,942	1,606,249	0	0	0	909,506	879	417,809	10,302
19th.....	Circuit Total	55,436	40,942	1,606,249	0	0	0	909,506	879	417,809	10,302
20th.....	Monroe	2,099	0	56,197	1,280	4,951	869	15,658	0	11,693	0
	Perry	1,560	1,508	40,188	0	142	3,312	20,811	0	12,665	0
	Randolph	6,545	442	60,355	284	5,066	679	36,742	36	10,062	216
	St. Clair	5,017	141,993	75,492	0	5,081	50,068	169,957	18	91,912	3,864
	Washington	1,855	2,370	35,224	181	708	4,011	18,048	0	7,270	50
20th.....	Circuit Total	17,076	146,313	267,456	1,745	15,947	58,940	261,216	54	133,602	4,130
21st.....	Iroquois	2,476	0	68,446	136	2,231	7,832	56,034	4,339	14,595	1,050
	Kankakee	24,619	12,296	35,026	0	12,236	21,292	37,892	161	16,145	8,800
21st.....	Circuit Total	27,094	12,296	103,472	136	14,467	29,123	93,926	4,500	30,740	9,850
22nd.....	McHenry	11,709	54,801	164,365	804	26,368	4,261	472,100	913,408	142,863	0
22nd.....	Circuit Total	11,709	54,801	164,365	804	26,368	4,261	472,100	913,408	142,863	0
23rd.....	DeKalb	2,295	0	176,173	0	13,761	6,691	18,227	0	25,995	35,557
	Kendall	1,950	0	144,156	164	4,428	1,353	43,585	0	22,274	16,208
23rd.....	Circuit Total	4,245	0	320,329	164	18,189	8,044	61,812	0	48,269	51,765
	Downstate Total	554,687	3,962,745	14,679,888	126,037	494,850	954,584	6,672,891	1,841,258	2,900,914	501,115
Cook	Cook County	33,242	180,992	16,919	3,478	58,124	432,152	303,412	0	594,918	50,387
	State Total	587,929	4,143,737	14,696,807	129,515	552,974	1,386,736	6,976,303	1,841,258	3,495,832	551,502

**CIRCUIT CLERK
DISBURSEMENT OF FUNDS BY COUNTY
DECEMBER 1, 2015 - NOVEMBER 30, 2016**

CIRCUIT	COUNTY	FINES, PENALTIES, ASSESSMENTS AND FORFEITURES (CONTINUED)								
		STATE (CONTINUED)								
		DRUG TREAT- MENT	TRAUMA CENTER FUND	% DIST < \$55 FUND	% DIST > \$55 FUND	GENERAL REVENUE FUND	SPINAL CORD CURE TRUST FUND	LEADS MAINTENANCE FUND	FIRE TRUCK REVOLVING LOAN FUND	FORECLOSURE PREVENTION PROGRAM FUND
1st.....	Alexander	0	132	0	13,089	9,332	0	2,145	0	1,890
	Jackson	52,484	419	0	117,421	80,154	5	671	3,660	3,234
	Johnson	7,012	5,591	0	33,655	8,476	29	42	618	637
	Massac	5,497	1,146	0	40,261	25,131	0	193	2,145	1,617
	Pope	2,650	1,668	0	3,309	7,298	112	0	0	98
	Pulaski	11,464	10,808	0	143,998	10,581	156	25	0	490
	Saline	13,846	3,837	0	9,645	15,441	332	175	375	5,327
	Union	12,814	1,177	0	8,664	37,181	0	608	74	1,519
	Williamson	42,283	13,125	0	78,980	93,980	0	226	0	5,980
1st.....	Circuit Total	148,049	37,903	0	449,021	287,574	634	4,085	6,872	20,792
2nd.....	Crawford	3,191	7,904	0	10,679	29,013	321	49	0	1,806
	Edwards	2,578	1,923	0	5,306	2,151	34	4	0	196
	Franklin	38,767	16,918	0	16,891	38,418	566	4,175	402	3,528
	Gallatin	592	2,224	0	5,583	6,069	59	237	0	707
	Hamilton	8,372	3,657	0	3,671	9,039	98	94	255	245
	Hardin	1,783	1,091	0	2,153	3,898	29	8	0	49
	Jefferson	36,671	10,376	0	36,156	73,228	0	33,133	350	8,519
	Lawrence	28,482	2,382	0	4,798	14,237	0	713	0	1,078
	Richland	17,386	9,893	0	12,190	27,239	519	0	0	686
	Wabash	13,068	7,560	0	6,708	23,041	590	429	252	602
	Wayne	3,708	6,329	0	17,423	11,029	223	133	0	1,029
	White	18,479	5,460	0	22,125	26,700	175	1,310	508	980
2nd.....	Circuit Total	173,077	75,717	0	143,684	264,062	2,613	40,285	1,767	19,425
3rd.....	Bond	1,250	12,876	0	72,416	0	0	148	0	1,127
	Madison	4,352	340	0	241,327	212,080	0	15,843	0	71,910
3rd.....	Circuit Total	5,602	13,216	0	313,743	212,080	0	15,991	0	73,037
4th.....	Christian	15,604	8,767	16	22,060	33,097	298	99	1,646	2,254
	Clay	20,154	8,180	0	9,730	14,850	29	1,625	0	1,602
	Clinton	6,455	11,229	0	17,355	11,199	15	871	1,416	1,715
	Effingham	27,468	25,127	0	53,490	79,552	1,139	1,339	3,657	1,225
	Fayette	0	18,048	0	43,930	38,347	395	0	966	3,376
	Jasper	11,286	4,328	0	15,422	9,316	10	212	0	539
	Marion	11,353	18,099	0	28,113	49,766	0	553	3,984	2,940
	Montgomery	32,386	11,036	0	45,187	35,013	137	3,028	157	2,856
	Shelby	8,294	6,242	0	6,617	28,059	206	66	0	1,489
4th.....	Circuit Total	133,001	111,056	16	241,904	299,199	2,228	7,792	11,825	17,996
5th.....	Clark	6,680	5,790	0	14,263	26,876	68	516	0	1,323
	Coles	51,583	17,634	0	20,740	63,428	721	605	1,110	2,450
	Cumberland	8,962	3,752	0	11,944	33,202	127	450	60	980
	Edgar	438	2,602	0	4,215	14,102	137	405	0	1,127
	Vermilion	31,709	13,308	0	31,171	64,953	0	1,736	5,001	8,567
5th.....	Circuit Total	99,372	43,085	0	82,333	202,561	1,053	3,712	6,171	14,447

**CIRCUIT CLERK
DISBURSEMENT OF FUNDS BY COUNTY
DECEMBER 1, 2015 - NOVEMBER 30, 2016**

		FINES, PENALTIES, ASSESSMENTS AND FORFEITURES (CONTINUED)								
		STATE (CONTINUED)								
CIRCUIT	COUNTY	DRUG TREAT- MENT	TRAUMA CENTER FUND	% DIST < \$55 FUND	% DIST ≥ \$55 FUND	GENERAL REVENUE FUND	SPINAL CORD CURE TRUST FUND	LEADS MAINTENANCE FUND	FIRE TRUCK REVOLVING LOAN FUND	FORECLOSURE PREVENTION PROGRAM FUND
6th.....	Champaign	44,616	53,426	0	150,344	148,809	2,619	2,369	9,240	9,506
	DeWitt	13,020	5,881	0	20,178	29,317	249	90	0	4,895
	Douglas	12,651	9,407	0	13,724	37,890	387	116	1,809	1,849
	Macon	61,711	31,570	0	57,812	131,083	1,448	1,121	7,728	11,172
	Moultrie	11,860	5,832	0	18,199	18,483	219	271	1,251	1,225
	Piatt	4,343	3,608	0	33,434	17,067	234	197	762	1,411
6th.....	Circuit Total	148,201	109,724	0	293,691	382,649	5,156	4,164	20,790	30,059
7th.....	Greene	7,492	3,534	0	21,980	12,649	44	872	0	637
	Jersey	0	5,360	0	11,939	19,362	0	1,182	1,272	2,009
	Macoupin	27,590	24,858	0	38,086	57,507	571	0	765	5,194
	Morgan	27,956	6,364	0	38,335	17,807	205	134	574	2,254
	Sangamon	43,364	55,134	0	106,104	254,756	210	7,673	12,563	15,778
	Scott	2,256	3,253	0	9,685	7,613	185	316	0	294
7th.....	Circuit Total	108,657	98,504	0	226,129	369,693	1,215	10,177	15,173	26,166
8th.....	Adams	44,761	27,629	0	31,417	66,662	967	1,012	118	3,381
	Brown	4,294	3,171	0	7,218	7,007	137	138	0	196
	Calhoun	320	2,150	0	7,475	2,957	49	0	150	1,225
	Cass	12,409	8,272	0	5,357	14,021	333	124	942	539
	Mason	13,152	5,033	0	22,211	8,169	136	531	1,229	1,519
	Menard	0	5,786	0	5,808	19,180	145	8	83	2,521
	Pike	10,256	10,886	0	22,122	20,357	356	261	1,117	1,323
	Schuyler	4,666	6,478	0	18,805	10,948	161	554	457	490
8th.....	Circuit Total	89,858	69,405	0	120,413	149,301	2,283	2,628	4,096	11,194
9th.....	Fulton	15,791	13,898	0	72,490	34,590	669	3,165	195	3,528
	Hancock	5,642	6,807	0	8,613	18,027	234	348	29	1,250
	Henderson	3,329	5,846	0	41,606	30,700	263	986	1,381	219
	Knox	42,014	22,401	0	46,204	39,057	888	493	1,607	4,655
	McDonough	44,000	24,912	0	27,082	55,438	612	570	4,128	1,960
	Warren	13,966	4,198	0	12,439	9,979	102	363	1,243	1,441
9th.....	Circuit Total	124,743	78,063	0	208,434	187,791	2,768	5,924	8,583	13,052
10th.....	Marshall	4,572	2,370	0	25,188	0	63	110	452	2,779
	Peoria	88,017	43,621	0	228,324	122,962	1,991	1,098	6,952	18,963
	Putnam	10,113	6,895	0	6,494	0	98	1,347	28	490
	Stark	1,048	2,789	0	5,838	5,300	73	53	188	588
	Tazewell	17,298	62,236	0	93,214	153,443	2,159	2,265	10,096	49,610
10th.....	Circuit Total	121,048	117,911	0	359,058	281,705	4,384	4,872	17,716	72,430
11th.....	Ford	3,845	2,222	0	8,013	16,618	0	134	0	1,185
	Livingston	20,698	23,438	0	34,131	45,544	789	860	528	2,842
	Logan	16,979	8,096	0	76,806	17,221	395	110	872	3,087
	McLean	108,507	76,616	0	189,997	208,587	3,103	7,817	9,317	11,417
	Woodford	17,874	19,131	0	18,156	0	625	414	1,116	2,303
11th.....	Circuit Total	167,903	129,503	0	327,102	287,970	4,912	9,335	11,832	20,834

**CIRCUIT CLERK
DISBURSEMENT OF FUNDS BY COUNTY
DECEMBER 1, 2015 - NOVEMBER 30, 2016**

CIRCUIT	COUNTY	FINES, PENALTIES, ASSESSMENTS AND FORFEITURES (CONTINUED)								
		STATE (CONTINUED)								
		DRUG TREATMENT	TRAUMA CENTER FUND	% DIST < \$55 FUND	% DIST > \$55 FUND	GENERAL REVENUE FUND	SPINAL CORD CURE TRUST FUND	LEADS MAINTENANCE FUND	FIRE TRUCK REVOLVING LOAN FUND	FORECLOSURE PREVENTION PROGRAM FUND
12th.....	Will	259,349	126,799	0	588,657	104,317	1,699	16,063	26,115	0
12th.....	Circuit Total	259,349	126,799	0	588,657	104,317	1,699	16,063	26,115	0
13th.....	Bureau	61,553	14,583	0	27,525	19,021	641	362	877	2,891
	Grundy	7,073	22,718	0	44,413	45,061	497	890	350	5,684
	LaSalle	23,297	25,405	0	198,085	157,818	2,975	1,619	8,951	10,100
13th.....	Circuit Total	91,923	62,706	0	270,023	221,900	4,113	2,871	10,178	18,675
14th.....	Henry	61,497	28,990	0	44,303	53,685	0	1,491	4,165	4,998
	Mercer	3,168	5,603	0	14,095	15,636	176	548	1,223	1,274
	Rock Island	76,319	93,922	0	108,497	223,178	3,577	485	1,799	15,050
	Whiteside	45,692	38,032	0	44,882	90,074	1,603	581	4,276	6,762
14th.....	Circuit Total	186,676	166,547	0	211,777	382,574	5,355	3,104	11,463	28,084
15th.....	Carroll	10,445	8,500	0	22,829	21,912	15	0	747	3,926
	Jo Daviess	6,444	6,709	0	34,733	19,166	380	34	358	1,421
	Lee	18,030	17,597	0	50,718	39,864	390	3,828	3,246	3,920
	Ogle	36,317	27,388	0	61,778	60,204	539	976	3,665	4,263
	Stephenson	18,586	21,873	0	50,183	55,041	502	0	271	8,491
15th.....	Circuit Total	89,822	82,067	0	220,241	196,187	1,826	4,837	8,286	22,021
16th.....	Kane	143,834	148,911	0	747,144	249,712	6,543	8,914	35,579	53,214
16th.....	Circuit Total	143,834	148,911	0	747,144	249,712	6,543	8,914	35,579	53,214
17th.....	Boone	49,098	38,071	0	73,984	130,688	1,732	1,325	278	7,742
	Winnebago	116,427	30,835	0	664,395	20,190	504	0	618	150,192
17th.....	Circuit Total	165,525	68,905	0	738,378	150,879	2,237	1,325	895	157,934
18th.....	DuPage	347,742	321,321	0	3,056,257	400	10,031	87,849	30,645	80,312
18th.....	Circuit Total	347,742	321,321	0	3,056,257	400	10,031	87,849	30,645	80,312
19th.....	Lake	135,789	310,542	0	472,586	615,582	8,144	145,054	59,923	76,195
19th.....	Circuit Total	135,789	310,542	0	472,586	615,582	8,144	145,054	59,923	76,195
20th.....	Monroe	8,591	12,665	0	13,556	44,776	375	0	764	7,658
	Perry	0	4,929	0	4,528	2,839	0	524	0	1,911
	Randolph	24,231	8,159	0	10,401	10,927	0	759	0	1,758
	St. Clair	39,263	61,765	187	245,507	225,196	3,197	8,512	6,120	36,701
	Washington	6,030	7,177	0	14,930	6,433	198	758	718	784
20th.....	Circuit Total	78,115	94,695	187	288,922	290,171	3,770	10,552	7,602	48,813
21st.....	Iroquois	15,200	6,687	0	39,098	20,154	156	1,971	2,872	2,156
	Kankakee	54,689	17,471	0	236,921	95,769	807	8,372	225	11,368
21st.....	Circuit Total	69,889	24,158	0	276,018	115,922	963	10,342	3,097	13,524
22nd.....	McHenry	111,687	105,008	0	292,374	208,370	4,105	106,178	14,964	48,167
22nd.....	Circuit Total	111,687	105,008	0	292,374	208,370	4,105	106,178	14,964	48,167
23rd.....	DeKalb	64,209	540	0	207,576	173,494	0	0	3,494	9,555
	Kendall	59,323	19,580	0	118,724	77,649	1,081	80	0	19,502
23rd.....	Circuit Total	123,532	20,120	0	326,300	251,143	1,081	80	3,494	29,057
	Downstate Total	3,123,393	2,415,870	203	10,254,190	5,711,740	77,113	506,136	317,065	895,427
Cook	Cook County	118,326	692,431	70,798	3,023,595	2,962,199	30,303	0	129,687	561,589
	State Total	3,241,719	3,108,301	71,001	13,277,785	8,673,939	107,416	506,136	446,752	1,457,016

**CIRCUIT CLERK
DISBURSEMENT OF FUNDS BY COUNTY
DECEMBER 1, 2015 - NOVEMBER 30, 2016**

CIRCUIT	COUNTY	FINES, PENALTIES, ASSESSMENTS AND FORFEITURES (CONTINUED)							
		STATE (CONTINUED)							
		FIRE PREVENT. FUND	CAPITAL PROJECTS FUND	ABAND RESID PROPERTY MUNI RELIEF FUND	STATE POLICE MERIT BOARD SAFETY FUND	STATE POLICE OPERATIONS ASSIST. FUND	STATE POLICE VEHICLE FUND	TOTAL STATE DISBURSEMENT*	TOTAL STATE & LOCAL DISBURSEMENT
1st.....	Alexander	0	0	2,618	0	24,450	0	127,447	395,570
	Jackson	3,669	0	12,180	0	81,049	1,770	488,284	1,440,975
	Johnson	585	0	2,940	0	17,742	3,720	182,823	508,218
	Massac	2,140	0	7,420	205	54,541	2,460	241,885	638,080
	Pope	0	0	693	0	8,783	0	51,343	126,687
	Pulaski	0	0	420	0	44,600	63	326,760	1,743,309
	Saline	157	0	8,540	5,464	14,313	0	181,179	635,264
	Union	0	0	5,390	0	36,063	285	217,744	499,002
	Williamson	0	372,655	28,315	0	41,122	6,446	1,605,179	2,774,042
1st.....	Circuit Total	6,551	372,655	68,515	5,669	322,663	14,744	3,422,644	8,761,148
2nd.....	Crawford	0	4,170	4,130	0	7,042	860	215,581	472,787
	Edwards	135	0	595	0	3,593	660	48,321	123,220
	Franklin	399	0	18,655	0	23,307	4,032	443,156	1,016,763
	Gallatin	0	0	1,994	0	5,330	1,280	69,385	156,643
	Hamilton	255	0	1,572	0	8,861	2,422	91,788	207,613
	Hardin	0	0	700	0	2,221	100	41,714	107,621
	Jefferson	390	0	14,080	190	56,812	18,602	377,919	866,287
	Lawrence	0	0	5,202	0	6,521	300	191,548	368,087
	Richland	0	0	3,605	0	11,901	1,275	189,922	439,538
	Wabash	135	0	1,645	0	8,780	456	162,974	347,360
	Wayne	0	0	4,586	0	10,285	4,420	123,416	314,367
	White	523	0	4,910	0	14,946	0	283,049	580,959
2nd.....	Circuit Total	1,837	4,170	61,674	190	159,599	34,407	2,238,772	5,001,245
3rd.....	Bond	0	0	4,130	9	30,789	680	335,084	1,000,982
	Madison	0	0	200,631	88,677	115,462	84,371	1,730,155	3,505,236
3rd.....	Circuit Total	0	0	204,761	88,686	146,251	85,051	2,065,238	4,506,217
4th.....	Christian	1,740	0	10,920	0	17,048	420	292,745	660,141
	Clay	0	0	2,170	0	9,044	1,505	171,496	423,873
	Clinton	1,460	0	9,205	0	16,655	1,960	273,829	686,463
	Effingham	4,164	4,263	4,795	29	34,767	4,556	594,629	1,395,890
	Fayette	944	0	8,966	17,128	33,844	0	471,642	1,052,523
	Jasper	0	0	1,575	29	10,164	1,820	106,187	262,965
	Marion	4,055	0	15,661	0	31,791	4,143	438,795	933,949
	Montgomery	165	90,275	6,629	0	34,470	13,131	586,394	1,416,306
	Shelby	0	0	6,620	0	8,161	0	211,238	431,012
4th.....	Circuit Total	12,527	94,538	66,540	17,187	195,944	27,534	3,146,953	7,263,122
5th.....	Clark	0	72,713	5,985	0	7,101	960	278,654	515,476
	Coles	1,117	1,074	12,749	0	50,592	300	496,449	1,321,414
	Cumberland	75	0	3,815	0	9,589	1,220	174,357	367,881
	Edgar	0	0	0	658	6,406	20	117,170	349,217
	Vermilion	4,843	0	39,425	0	68,121	4,142	634,813	1,290,169
5th.....	Circuit Total	6,035	73,787	61,974	658	141,808	6,642	1,701,443	3,844,157

*Includes all other state fines not illustrated in this report.

**CIRCUIT CLERK
DISBURSEMENT OF FUNDS BY COUNTY
DECEMBER 1, 2015 - NOVEMBER 30, 2016**

CIRCUIT	COUNTY	FINES, PENALTIES, ASSESSMENTS AND FORFEITURES (CONTINUED)							
		STATE (CONTINUED)							
		FIRE PREVENT. FUND	CAPITAL PROJECTS FUND	ABAND RESID PROPERTY MUNI RELIEF FUND	STATE POLICE MERIT BOARD SAFETY FUND	STATE POLICE OPERATIONS ASSIST. FUND	STATE POLICE VEHICLE FUND	TOTAL STATE DISBURSEMENT*	TOTAL STATE & LOCAL DISBURSEMENT
6th.....	Champaign	9,855	0	15,383	0	142,800	2,615	1,399,527	3,198,287
	DeWitt	0	0	7,683	0	9,040	0	202,447	531,068
	Douglas	1,800	0	8,935	0	14,447	160	251,571	526,678
	Macon	7,603	2,588	61,494	0	71,567	1,250	922,868	1,683,903
	Moultrie	1,290	2,425	5,565	0	11,394	0	161,473	411,020
	Piatt	965	0	8,472	3,800	9,858	239	156,094	440,233
6th.....	Circuit Total	21,513	5,013	107,532	3,800	259,106	4,264	3,093,981	6,791,189
7th.....	Greene	0	0	2,625	5,119	4,228	1,149	92,586	245,485
	Jersey	1,249	0	10,075	0	10,518	8,642	201,016	512,338
	Macoupin	755	0	24,760	0	43,112	15,578	468,662	1,152,447
	Morgan	563	2,330	7,763	8,241	15,291	629	236,109	554,030
	Sangamon	13,842	226,035	87,232	0	230,297	38,831	2,430,200	4,002,105
	Scott	0	0	350	0	9,801	3,340	57,280	131,075
7th.....	Circuit Total	16,408	228,365	132,805	13,360	313,247	68,169	3,485,853	6,597,480
8th.....	Adams	344	0	16,170	0	27,216	2,905	623,143	1,472,957
	Brown	0	0	735	0	5,309	720	65,334	157,395
	Calhoun	145	0	0	2,267	5,924	80	73,914	164,069
	Cass	953	0	2,275	0	4,052	1,060	185,008	356,053
	Mason	1,245	0	7,070	6,720	16,615	61	187,408	476,453
	Menard	75	0	5,000	0	3,440	700	122,004	279,210
	Pike	1,500	0	6,763	0	40,391	6,317	316,119	726,846
	Schuyler	859	0	2,176	0	13,650	6,500	187,730	387,047
8th.....	Circuit Total	5,120	0	40,189	8,987	116,597	18,343	1,760,660	4,020,029
9th.....	Fulton	195	0	19,985	7,335	17,125	0	285,911	776,582
	Hancock	15	0	0	17,017	8,975	1,200	272,254	580,203
	Henderson	1,486	0	1,785	4,978	9,177	2,752	162,330	406,055
	Knox	1,636	0	20,615	0	32,035	3,839	475,687	1,150,746
	McDonough	4,156	0	7,468	0	28,597	6,042	600,528	1,410,232
	Warren	1,446	0	6,586	0	11,463	3,263	129,486	461,641
9th.....	Circuit Total	8,933	0	56,439	29,331	107,371	17,095	1,926,195	4,785,459
10th.....	Marshall	120	0	7,140	3,802	4,280	909	82,927	233,368
	Peoria	7,007	7,524	115,010	49,356	161,099	6,182	1,498,991	3,221,479
	Putnam	30	0	0	0	6,129	760	105,032	251,809
	Stark	180	0	2,765	0	4,470	60	46,940	115,201
	Tazewell	10,351	0	86,169	0	223,912	13,057	1,528,744	3,215,466
10th.....	Circuit Total	17,689	7,524	211,084	53,158	399,890	20,968	3,262,633	7,037,323
11th.....	Ford	0	5,752	6,095	0	7,275	340	110,532	235,914
	Livingston	530	0	11,620	0	10,467	4,008	412,854	1,118,347
	Logan	1,243	9,230	17,116	0	19,012	8,960	313,384	838,610
	McLean	10,016	0	67,442	0	56,936	10,392	2,325,537	4,751,813
	Woodford	1,281	0	11,480	0	31,813	3,440	368,392	884,150
11th.....	Circuit Total	13,070	14,981	113,752	0	125,503	27,140	3,530,699	7,828,834

*Includes all other state fines not illustrated in this report.

**CIRCUIT CLERK
DISBURSEMENT OF FUNDS BY COUNTY
DECEMBER 1, 2015 - NOVEMBER 30, 2016**

CIRCUIT	COUNTY	FINES, PENALTIES, ASSESSMENTS AND FORFEITURES (CONTINUED)							
		STATE (CONTINUED)							
		FIRE PREVENT. FUND	CAPITAL PROJECTS FUND	ABAND RESID PROPERTY MUNI RELIEF FUND	STATE POLICE MERIT BOARD SAFETY FUND	STATE POLICE OPERATIONS ASSIST. FUND	STATE POLICE VEHICLE FUND	TOTAL STATE DISBURSEMENT*	TOTAL STATE & LOCAL DISBURSEMENT
12th.....	Will	27,490	0	662,086	0	719,917	72,597	8,804,915	15,883,866
12th.....	Circuit Total	27,490	0	662,086	0	719,917	72,597	8,804,915	15,883,866
13th.....	Bureau	924	0	11,275	684	16,752	2,441	451,446	898,088
	Grundy	375	0	33,967	0	35,876	5,280	593,974	1,291,905
	LaSalle	8,852	0	69,400	45,834	105,766	12,340	1,092,306	2,621,414
13th.....	Circuit Total	10,151	0	114,642	46,518	158,394	20,061	2,137,726	4,811,407
14th.....	Henry	4,327	0	24,475	0	79,462	3,752	586,270	1,470,918
	Mercer	1,196	0	5,214	0	11,292	0	162,499	420,514
	Rock Island	1,746	0	92,058	0	94,883	8,235	2,172,567	4,003,443
	Whiteside	4,346	9,548	34,195	1,646	82,273	4,894	761,414	1,839,666
14th.....	Circuit Total	11,614	9,548	155,941	1,646	267,908	16,880	3,682,751	7,734,542
15th.....	Carroll	740	0	6,140	0	10,017	160	168,370	404,218
	Jo Daviess	370	0	7,595	0	19,352	720	205,784	525,192
	Lee	3,413	31,896	21,210	0	76,578	5,685	568,823	1,277,932
	Ogle	3,918	34,802	21,350	0	39,550	3,930	614,877	1,527,792
	Stephenson	283	0	24,297	0	52,486	7,761	521,795	1,285,269
15th.....	Circuit Total	8,724	66,698	80,591	0	197,982	18,256	2,079,649	5,020,402
16th.....	Kane	36,072	0	351,958	479,495	570,532	41,879	4,043,817	9,198,644
16th.....	Circuit Total	36,072	0	351,958	479,495	570,532	41,879	4,043,817	9,198,644
17th.....	Boone	293	0	48,710	0	69,469	8,704	1,087,672	2,484,569
	Winnebago	1,108	0	280,691	0	1,258	18,540	2,223,083	7,332,419
17th.....	Circuit Total	1,401	0	329,401	0	70,727	27,244	3,310,755	9,816,988
18th.....	DuPage	86,561	163,900	521,554	42,352	1,511,131	111,091	8,538,449	26,958,265
18th.....	Circuit Total	86,561	163,900	521,554	42,352	1,511,131	111,091	8,538,449	26,958,265
19th.....	Lake	61,048	110,056	499,296	397,472	715,567	68,823	7,302,465	16,241,234
19th.....	Circuit Total	61,048	110,056	499,296	397,472	715,567	68,823	7,302,465	16,241,234
20th.....	Monroe	769	0	13,140	0	10,747	2,455	224,981	471,091
	Perry	0	0	8,995	0	19,050	3,556	143,746	460,780
	Randolph	0	3,236	7,412	0	11,503	3,180	231,203	546,789
	St. Clair	6,286	141,943	209,688	109,073	89,102	65,819	2,061,210	3,744,099
	Washington	758	0	3,500	439	12,955	4,567	141,067	339,648
20th.....	Circuit Total	7,813	145,179	242,735	109,512	143,357	79,577	2,802,207	5,562,407
21st.....	Iroquois	2,940	33,426	10,772	13,705	27,094	12,070	381,320	777,240
	Kankakee	225	0	63,420	440	121,376	19,827	900,224	2,417,466
21st.....	Circuit Total	3,165	33,426	74,192	14,145	148,470	31,898	1,281,544	3,194,707
22nd.....	McHenry	15,825	89,142	314,871	0	338,061	5,887	3,716,016	7,965,976
22nd.....	Circuit Total	15,825	89,142	314,871	0	338,061	5,887	3,716,016	7,965,976
23rd.....	DeKalb	3,672	1,272	59,835	80,630	116,533	7,007	1,091,467	2,656,247
	Kendall	3,342	0	131,732	41,354	110,329	910	936,350	1,915,067
23rd.....	Circuit Total	7,014	1,272	191,567	121,984	226,862	7,917	2,027,816	4,571,314
	Downstate Total	386,557	1,420,253	4,664,099	1,434,147	7,356,888	826,466	79,363,182	183,395,956
Cook	Cook County	130,425	0	3,682,718	724,238	2,310,629	59,015	19,914,770	45,217,612
	State Total	516,982	1,420,253	8,346,817	2,158,385	9,667,517	885,481	99,277,952	228,613,568

*Includes all other state fines not illustrated in this report.

**CIRCUIT CLERK
DISBURSEMENT OF FUNDS BY COUNTY
DECEMBER 1, 2015 - NOVEMBER 30, 2016**

CIRCUIT	COUNTY	FEES OF OTHERS							
		STATES ATTORNEY*	SHERIFF SERV. OF PROCESS	SHERIFF COURT SECURITY	COUNTY LAW LIBRARY	MARRIAGE FUND OF CIR. COURT	COUNTY FUND TO FIN. CRT. SYSTEM	COURT APPOINTED COUNSEL	MUNICIP. ATTORNEY PROS. FEE
1st.....	Alexander	9,524	750	11,398	1,836	540	11,836	3,737	150
	Jackson	30,223	8,417	90,017	10,710	1,997	42,238	19,746	24,573
	Johnson	8,607	4,382	23,827	6,510	130	11,818	416	0
	Massac	11,402	4,619	33,016	5,435	170	12,253	2,775	348
	Pope	5,370	2,222	12,343	1,016	0	6,127	6,718	0
	Pulaski	14,481	840	38,295	1,560	20	11,772	45,862	0
	Saline	8,378	8,765	44,595	10,336	180	20,470	130,460	0
	Union	14,435	5,221	40,725	16,675	230	17,810	12,484	0
	Williamson	34,003	21,047	156,347	10,776	860	60,309	10,314	0
1st.....	Circuit Total	136,423	56,263	450,562	64,854	4,128	194,632	232,511	25,071
2nd.....	Crawford	9,172	10,067	26,113	3,436	0	15,888	0	0
	Edwards	2,984	999	7,513	2,106	0	3,748	0	0
	Franklin	41,120	99,205	91,866	7,320	940	38,418	0	110
	Gallatin	2,323	2,122	4,408	2,111	0	3,449	0	0
	Hamilton	8,351	6,597	13,106	2,660	0	6,511	1,000	0
	Hardin	4,098	3,677	5,886	1,020	0	3,187	1,416	0
	Jefferson	68,987	8,390	67,810	11,208	0	54,649	1,679	66
	Lawrence	6,624	15,986	19,653	3,126	20	11,283	0	0
	Richland	19,042	12,968	28,783	10,160	0	17,858	0	0
	Wabash	15,898	17,066	19,829	4,019	0	13,923	85,855	0
	Wayne	7,319	5,816	21,979	0	100	8,889	5,505	0
	White	14,935	23,168	63,739	3,595	0	18,956	0	0
2nd.....	Circuit Total	200,853	206,060	370,686	50,761	1,060	196,759	95,455	176
3rd.....	Bond	27,426	6,233	65,716	4,850	160	18,585	22,203	10
	Madison	144,392	52,769	1,106,951	380,616	0	366,388	0	0
3rd.....	Circuit Total	171,818	59,002	1,172,667	385,466	160	384,973	22,203	10
4th.....	Christian	13,366	11,439	51,666	13,088	550	24,528	1,169	0
	Clay	7,597	12,647	19,734	3,670	270	10,377	8,977	0
	Clinton	19,028	22,524	53,728	8,540	530	21,067	4,558	0
	Effingham	25,049	44,709	60,339	4,624	470	25,707	5,479	0
	Fayette	26,875	40,156	51,974	0	0	26,855	8,225	525
	Jasper	5,634	4,006	15,556	3,378	50	7,628	4,081	170
	Marion	22,412	10,129	80,008	21,439	590	9,491	14,841	0
	Montgomery	43,603	41,469	64,014	15,466	410	39,583	7,737	1,415
	Shelby	9,273	15,418	28,291	11,892	160	15,242	15,690	0
4th.....	Circuit Total	172,838	202,497	425,310	82,097	3,030	180,477	70,758	2,110
5th.....	Clark	9,579	19,170	22,067	4,514	140	9,198	4,826	690
	Coles	20,044	16,964	121,457	19,544	780	35,099	20,608	0
	Cumberland	9,181	9,452	15,657	2,766	120	9,424	2,256	0
	Edgar	15,445	9,649	38,174	4,290	300	0	11,742	0
	Vermilion	29,688	50,912	164,124	35,987	1,030	70,486	26,304	0
5th.....	Circuit Total	83,937	106,146	361,479	67,101	2,370	124,207	65,735	690

* Includes State's Attorney Records Automation Fund

**CIRCUIT CLERK
DISBURSEMENT OF FUNDS BY COUNTY
DECEMBER 1, 2015 - NOVEMBER 30, 2016**

CIRCUIT	COUNTY	FEES OF OTHERS							
		STATES ATTORNEY*	SHERIFF SERV. OF PROCESS	SHERIFF COURT SECURITY	COUNTY LAW LIBRARY	MARRIAGE FUND OF CIR. COURT	COUNTY FUND TO FIN. CRT. SYSTM	COURT APPOINTED COUNSEL	MUNICIP. ATTORNEY PROS. FEE
6th.....	Champaign	157,977	22,619	248,631	94,292	0	83,003	48,202	9,452
	DeWitt	11,190	6,895	22,756	6,547	0	13,507	33,778	0
	Douglas	12,797	23,446	9,540	2,838	0	12,981	18,078	0
	Macon	158,177	127,209	148,552	104,749	1,720	77,302	65,857	27,799
	Moultrie	7,647	14,570	24,538	5,580	0	8,022	4,125	1,380
	Piatt	5,521	8,837	9,000	5,181	0	2,576	5,172	0
6th.....	Circuit Total	353,310	203,576	463,017	219,187	1,720	197,390	175,213	38,631
7th.....	Greene	4,133	13,824	6,757	2,064	150	6,339	980	0
	Jersey	15,620	18,280	26,030	5,875	260	23,169	12,669	0
	Macoupin	19,835	28,307	83,056	28,663	350	21,585	5,914	0
	Morgan	15,647	5,072	38,996	28,308	530	24,035	212	55
	Sangamon	175,277	28,785	555,136	212,016	3,460	153,346	22,480	0
	Scott	4,431	210	3,517	2,360	0	4,256	6,752	0
7th.....	Circuit Total	234,943	94,478	713,492	279,286	4,750	232,731	49,007	55
8th.....	Adams	43,401	18,405	162,741	37,786	1,010	83,551	71,408	9,971
	Brown	2,988	1,425	3,073	1,170	0	1,127	50	0
	Calhoun	3,680	1,978	5,768	1,575	0	3,455	400	0
	Cass	9,797	5,279	6,933	4,030	0	10,157	150	0
	Mason	17,333	17,502	34,155	4,646	0	14,510	25,135	0
	Menard	4,173	7,026	17,057	3,300	0	7,150	15,297	0
	Pike	32,476	27,108	38,843	5,876	0	23,603	24,180	0
	Schuyler	10,347	4,179	20,215	3,495	0	10,744	2,873	0
8th.....	Circuit Total	124,194	82,902	288,783	61,878	1,010	154,298	139,493	9,971
9th.....	Fulton	6,682	16,050	35,843	16,521	0	13,339	33,383	0
	Hancock	5,386	12,399	28,856	0	0	11,916	1,741	0
	Henderson	5,073	6,262	10,157	1,272	20	3,503	11,716	177
	Knox	16,621	18,829	84,355	17,595	0	34,496	37,118	5,311
	McDonough	21,075	36,755	67,741	18,259	0	32,578	32,278	0
	Warren	11,146	20,569	30,250	4,340	320	12,972	20,070	565
9th.....	Circuit Total	65,981	110,864	257,201	57,987	340	108,803	136,306	6,052
10th.....	Marshall	2,959	4,029	11,216	7,601	160	3,962	7,853	0
	Peoria	81,198	153,180	308,353	117,523	4,120	95,701	127,656	4,429
	Putnam	5,524	1,370	10,540	2,751	90	5,978	1,312	0
	Stark	2,929	2,214	8,688	3,150	40	4,110	273	0
	Tazewell	66,846	19,932	250,011	47,628	960	81,859	46,993	40,160
10th.....	Circuit Total	159,457	180,725	588,807	178,653	5,370	191,610	184,087	44,589
11th.....	Ford	7,972	9,483	9,584	2,196	250	8,682	6,041	0
	Livingston	30,832	35,098	58,490	19,275	0	24,220	39,490	0
	Logan	23,013	57,639	42,324	7,410	340	1,650	11,703	2,258
	McLean	97,410	85,297	279,254	52,150	2,190	134,454	47,352	2,750
	Woodford	20,222	28,119	48,281	5,980	0	19,838	1,356	0
11th.....	Circuit Total	179,449	215,636	437,934	87,011	2,780	188,845	105,942	5,008

* Includes State's Attorney Records Automation Fund

**CIRCUIT CLERK
DISBURSEMENT OF FUNDS BY COUNTY
DECEMBER 1, 2015 - NOVEMBER 30, 2016**

CIRCUIT	COUNTY	FEES OF OTHERS							
		STATES ATTORNEY*	SHERIFF SERV. OF PROCESS	SHERIFF COURT SECURITY	COUNTY LAW LIBRARY	MARRIAGE FUND OF CIR. COURT	COUNTY FUND TO FIN. CRT. SYSTM	COURT APPOINTED COUNSEL	MUNICIP. ATTORNEY PROS. FEE
12th.....	Will	323,377	131,561	1,487,881	288,431	12,790	378,280	60,394	0
12th.....	Circuit Total	323,377	131,561	1,487,881	288,431	12,790	378,280	60,394	0
13th.....	Bureau	8,848	7,729	83,811	24,507	530	18,428	16,861	0
	Grundy	73,153	8,494	131,844	11,448	730	42,528	1,120	0
	LaSalle	67,428	68,953	171,293	56,797	0	43,233	0	10,388
13th.....	Circuit Total	149,429	85,176	386,948	92,752	1,260	104,189	17,981	10,388
14th.....	Henry	34,458	22,675	129,683	29,791	600	47,427	9,824	0
	Mercer	6,958	12,904	42,391	8,629	150	32,523	7,036	0
	Rock Island	54,726	84,497	225,126	119,993	0	143,428	85,073	2,497
	Whiteside	32,265	32,685	124,415	38,376	720	55,047	31,344	150
14th.....	Circuit Total	128,408	152,761	521,615	196,789	1,470	278,424	133,277	2,647
15th.....	Carroll	5,628	21,671	29,307	2,195	230	3,490	9,759	0
	Jo Daviess	9,079	1,226	32,064	6,150	120	10,667	3,463	0
	Lee	22,686	22,131	79,929	15,850	570	29,844	2,709	1,165
	Ogle	25,951	84,582	88,710	22,716	480	35,037	3,270	3,656
	Stephenson	42,780	46,571	104,259	30,282	690	40,704	14,053	0
15th.....	Circuit Total	106,124	176,180	334,269	77,193	2,090	119,742	33,254	4,821
16th.....	Kane	319,114	42,394	1,937,458	283,032	15,970	169,000	20,555	437,029
16th.....	Circuit Total	319,114	42,394	1,937,458	283,032	15,970	169,000	20,555	437,029
17th.....	Boone	52,388	16,211	74,357	30,849	2,590	46,544	2,442	2,010
	Winnebago	85,786	132,018	344,104	222,957	6,740	157,290	15,987	84,753
17th.....	Circuit Total	138,174	148,229	418,461	253,806	9,330	203,834	18,429	86,763
18th.....	DuPage	474,050	60,178	854,561	334,223	17,340	352,847	313,663	0
18th.....	Circuit Total	474,050	60,178	854,561	334,223	17,340	352,847	313,663	0
19th.....	Lake	187,097	1,018,387	1,228,533	412,608	23,070	363,727	360,238	517,637
19th.....	Circuit Total	187,097	1,018,387	1,228,533	412,608	23,070	363,727	360,238	517,637
20th.....	Monroe	14,196	0	52,596	4,250	540	13,169	0	0
	Perry	12,257	7,011	42,903	2,834	240	0	100	0
	Randolph	23,672	12,092	38,185	2,936	450	6,393	13,140	2,260
	St. Clair	185,780	125,305	728,471	196,374	6,110	44,097	9,800	17,457
	Washington	14,843	5,397	30,880	2,710	200	10,542	0	0
20th.....	Circuit Total	250,749	149,805	893,035	209,104	7,540	74,201	23,040	19,717
21st.....	Iroquois	15,819	9,047	41,200	13,117	430	18,206	2,768	0
	Kankakee	54,944	40,184	112,942	43,300	10,492	40,565	49,008	0
21st.....	Circuit Total	70,764	49,232	154,142	56,417	10,922	58,771	51,776	0
22nd.....	McHenry	109,015	205,778	502,538	165,312	0	162,826	34,492	216,089
22nd.....	Circuit Total	109,015	205,778	502,538	165,312	0	162,826	34,492	216,089
23rd.....	DeKalb	95,834	22,161	452,112	61,173	1,950	53,152	780	26,423
	Kendall	95,715	15,912	185,841	49,036	2,010	41,888	17,468	10
23rd.....	Circuit Total	191,549	38,073	637,953	110,209	3,960	95,041	18,248	26,433
	Downstate Total	4,331,051	3,775,902	14,887,331	4,014,157	132,460	4,515,605	2,362,057	1,453,887
Cook	Cook County	1,690,100	1,919,805	7,769,536	4,724,193	78,570	976,792	530	350
	State Total	6,021,151	5,695,707	22,656,867	8,738,350	211,030	5,492,397	2,362,587	1,454,237

* Includes State's Attorney Records Automation Fund

**CIRCUIT CLERK
DISBURSEMENT OF FUNDS BY COUNTY
DECEMBER 1, 2015 - NOVEMBER 30, 2016**

CIRCUIT	COUNTY	FEES OF OTHERS (CONTINUED)							
		PROB. AND CRT. SERV. FUND	DISPUTE RESOLU. FUND	MANDATORY ARBITRATION FEE	REJECTION OF AWARD	TESTING & ELECTRONIC MONITORING	COUNTY HEALTH FUND	TRAFFIC SAFETY SCHOOL	TOTAL FEES OF OTHERS*
1st.....	Alexander	15,323	12	0	0	0	0	0	55,106
	Jackson	176,575	1,741	0	0	0	0	12,285	441,842
	Johnson	28,149	247	0	0	0	0	7,015	93,994
	Massac	37,851	450	0	0	0	0	9,650	122,489
	Pope	12,318	67	0	0	0	0	0	46,950
	Pulaski	33,105	119	0	0	0	0	63,270	210,371
	Saline	99,522	1,227	0	0	0	0	0	360,761
	Union	56,636	675	0	0	0	0	5,220	174,876
	Williamson	173,333	3,235	0	0	0	0	0	481,254
1st.....	Circuit Total	632,812	7,772	0	0	0	0	97,440	1,987,643
2nd.....	Crawford	45,552	0	0	0	0	0	0	121,895
	Edwards	15,485	0	0	0	0	0	0	34,864
	Franklin	84,002	0	0	0	1,387	0	0	409,878
	Gallatin	5,630	0	0	0	0	0	0	20,852
	Hamilton	13,285	0	0	0	0	0	0	56,830
	Hardin	9,207	0	0	0	100	0	0	30,848
	Jefferson	95,942	0	0	0	0	0	1,025	354,619
	Lawrence	42,662	0	0	0	0	0	0	111,929
	Richland	33,601	0	0	0	0	0	0	145,724
	Wabash	43,522	0	0	0	0	0	0	224,323
	Wayne	61,549	0	0	0	100	0	0	116,168
	White	44,860	0	0	0	0	0	0	187,490
2nd.....	Circuit Total	495,297	0	0	0	1,587	0	1,025	1,815,421
3rd.....	Bond	51,137	0	0	0	0	0	0	200,784
	Madison	447,470	0	515,281	0	0	0	0	3,599,213
3rd.....	Circuit Total	498,607	0	515,281	0	0	0	0	3,799,997
4th.....	Christian	86,172	0	0	0	5,255	0	0	221,069
	Clay	66,685	0	0	0	5,449	0	0	142,623
	Clinton	86,116	0	0	0	5,482	0	0	233,960
	Effingham	176,722	0	0	0	4,166	0	23,915	421,013
	Fayette	10,544	0	0	0	0	0	0	200,966
	Jasper	37,154	0	0	0	2,408	0	0	83,425
	Marion	102,054	0	0	0	40,130	0	0	317,580
	Montgomery	66,900	0	0	0	15,726	0	0	307,354
	Shelby	59,759	0	0	0	4,816	0	717	171,061
4th.....	Circuit Total	692,104	0	0	0	83,432	0	24,632	2,099,050
5th.....	Clark	26,667	0	0	0	130	0	0	105,100
	Coles	264,211	0	0	0	26,730	0	10,935	588,760
	Cumberland	22,180	0	0	0	278	0	749	75,452
	Edgar	37,996	0	0	0	0	0	0	127,572
	Vermilion	115,002	0	0	0	31,715	2,016	0	572,869
5th.....	Circuit Total	466,056	0	0	0	58,853	2,016	11,684	1,469,752

*Includes Substance Abuse Services Fund, Working Cash Fund, County Fund to Finance DUI Education, Arrestee's Medical Costs Fund, Records Automation Fund, Sexually Transmitted Disease Test Fund, Guardian ad litem, State Appellate Defender, Neutral Site Custody Exchange Fund, Children's Waiting Room Fund, Mortgage Foreclosure Mediation Program Fees, Childrens Advocacy Center, Court Appointed Special Advocate, Drug Court, Judicial Facility Fees, Mental Health Court, Youth Diversion Program, Public Defender Records Automation Fund, County Drug Addiction Services and Other

**CIRCUIT CLERK
DISBURSEMENT OF FUNDS BY COUNTY
DECEMBER 1, 2015 - NOVEMBER 30, 2016**

CIRCUIT	COUNTY	FEES OF OTHERS (CONTINUED)							
		PROB. AND CT. SERV. FUND	DISPUTE RESOLU. FUND	MANDATORY ARBITRATION FEE	REJECTION OF AWARD	TESTING & ELECTRONIC MONITORING	COUNTY HEALTH FUND	TRAFFIC SAFETY SCHOOL	TOTAL FEES OF OTHERS*
6th.....	Champaign	440,919	0	0	0	0	0	58,250	1,212,809
	DeWitt	50,729	0	0	0	5,692	0	6,552	171,038
	Douglas	41,369	0	0	0	0	0	3,486	128,590
	Macon	364,806	0	0	0	2,839	0	19,362	1,216,653
	Moultrie	26,708	0	0	0	0	0	4,746	101,818
	Piatt	41,723	0	0	0	0	0	14,076	93,725
6th.....	Circuit Total	966,254	0	0	0	8,531	0	106,472	2,924,634
7th.....	Greene	13,497	0	0	0	0	0	0	49,253
	Jersey	32,519	0	0	0	0	0	0	155,855
	Macoupin	95,421	0	0	0	0	0	0	290,017
	Morgan	49,268	0	0	0	1,535	0	0	191,259
	Sangamon	264,137	0	0	0	3,275	0	0	1,570,592
	Scott	6,479	0	0	0	0	0	0	29,001
7th.....	Circuit Total	461,320	0	0	0	4,810	0	0	2,285,977
8th.....	Adams	274,281	0	0	0	202	0	0	892,151
	Brown	19,458	0	0	0	0	0	0	34,702
	Calhoun	10,828	0	0	0	0	0	0	28,415
	Cass	32,168	0	0	0	0	0	0	74,546
	Mason	80,335	0	0	0	0	0	0	204,943
	Menard	45,013	0	0	0	0	0	0	99,016
	Pike	61,664	0	0	0	300	0	0	237,916
	Schuyler	49,213	0	0	0	9,213	0	0	127,688
8th.....	Circuit Total	572,961	0	0	0	9,715	0	0	1,699,376
9th.....	Fulton	52,806	0	0	0	3,319	0	0	183,343
	Hancock	27,630	0	0	0	6,176	0	0	117,196
	Henderson	13,276	0	0	0	1,966	0	0	58,416
	Knox	92,863	0	0	0	9,616	0	0	389,107
	McDonough	76,614	0	0	0	0	0	1,900	390,910
	Warren	37,811	0	0	0	3,305	0	0	159,920
9th.....	Circuit Total	301,000	0	0	0	24,381	0	1,900	1,298,892
10th.....	Marshall	14,898	0	0	0	0	0	0	55,050
	Peoria	547,465	0	0	0	800	0	0	1,642,952
	Putnam	19,378	0	0	0	0	0	450	48,048
	Stark	13,260	0	0	0	0	0	0	35,210
	Tazewell	187,330	0	0	0	0	0	0	822,801
10th.....	Circuit Total	782,331	0	0	0	800	0	450	2,604,061
11th.....	Ford	52,615	0	2,976	0	7,765	0	0	112,712
	Livingston	120,901	0	0	0	0	0	0	348,856
	Logan	74,045	0	0	0	4,015	0	0	231,237
	McLean	349,164	0	41,848	2,900	9,634	0	184,115	1,500,886
	Woodford	64,047	0	0	0	0	0	0	212,679
11th.....	Circuit Total	660,773	0	44,824	2,900	21,414	0	184,115	2,406,370

*Includes Substance Abuse Services Fund, Working Cash Fund, County Fund to Finance DUI Education, Arrestee's Medical Costs Fund, Records Automation Fund, Sexually Transmitted Disease Test Fund, Guardian ad litem, State Appellate Defender, Neutral Site Custody Exchange Fund, Children's Waiting Room Fund, MortgageForeclosure Mediation Program Fees, Childrens Advocacy Center, Court Appointed Special Advocate, Drug Court, Jucicial Facility Fees, Mental Health Court, Youth Diversion Program, Public Defender Records Automation Fund, County Drug Addiction Services and Other

**CIRCUIT CLERK
DISBURSEMENT OF FUNDS BY COUNTY
DECEMBER 1, 2015 - NOVEMBER 30, 2016**

CIRCUIT	COUNTY	FEES OF OTHERS (CONTINUED)							TOTAL FEES OF OTHERS*
		PROB. AND CT. SERV. FUND	DISPUTE RESOLU. FUND	MANDATORY ARBITRATION FEE	REJECTION OF AWARD	TESTING & ELECTRONIC MONITORING	COUNTY HEALTH FUND	TRAFFIC SAFETY SCHOOL	
12th.....	Will	934,694	0	178,660	17,200	0	0	418,171	6,607,108
12th.....	Circuit Total	934,694	0	178,660	17,200	0	0	418,171	6,607,108
13th.....	Bureau	42,889	0	0	0	410	0	3,696	218,484
	Grundy	78,475	17,400	0	0	1,270	0	0	411,236
	LaSalle	192,587	0	0	0	90	0	24,641	732,838
13th.....	Circuit Total	313,951	17,400	0	0	1,770	0	28,337	1,362,558
14th.....	Henry	114,420	0	11,544	0	14,358	0	0	434,987
	Mercer	32,018	0	3,224	0	0	0	0	153,283
	Rock Island	344,448	0	45,649	3,700	58,765	0	18,400	1,234,978
	Whiteside	154,314	0	23,616	0	19,749	0	0	560,691
14th.....	Circuit Total	645,200	0	84,033	3,700	92,872	0	18,400	2,383,940
15th.....	Carroll	15,590	0	0	0	0	0	16,760	106,985
	Jo Daviess	20,184	0	0	0	0	0	30,890	132,385
	Lee	111,630	0	0	0	0	0	67,716	399,978
	Ogle	150,779	0	0	0	0	0	55,449	520,098
	Stephenson	104,334	0	0	0	0	0	35,375	444,342
15th.....	Circuit Total	402,518	0	0	0	0	0	206,190	1,603,787
16th.....	Kane	1,022,574	0	111,797	16,104	49,539	0	464,862	6,427,719
16th.....	Circuit Total	1,022,574	0	111,797	16,104	49,539	0	464,862	6,427,719
17th.....	Boone	121,096	10,270	11,893	900	0	0	79,990	529,566
	Winnebago	362,128	0	85,208	9,700	0	0	183,518	2,058,391
17th.....	Circuit Total	483,224	10,270	97,101	10,600	0	0	263,508	2,587,956
18th.....	DuPage	1,883,456	0	238,317	0	4,869	0	0	5,409,994
18th.....	Circuit Total	1,883,456	0	238,317	0	4,869	0	0	5,409,994
19th.....	Lake	2,083,430	0	171,392	31,500	159,133	0	519,641	8,108,862
19th.....	Circuit Total	2,083,430	0	171,392	31,500	159,133	0	519,641	8,108,862
20th.....	Monroe	33,225	0	0	0	0	0	0	121,021
	Perry	62,234	0	0	0	0	0	0	134,748
	Randolph	43,536	0	0	0	0	0	0	147,358
	St.Clair	363,616	0	121,220	11,400	11,042	0	0	2,019,975
	Washington	21,505	0	0	0	0	0	0	91,090
20th.....	Circuit Total	524,116	0	121,220	11,400	11,042	0	0	2,514,192
21st.....	Iroquois	35,264	0	0	0	6,805	0	6,480	160,272
	Kankakee	104,012	3,744	0	0	0	0	27,532	629,645
21st.....	Circuit Total	139,276	3,744	0	0	6,805	0	34,012	789,917
22nd.....	McHenry	330,948	0	74,544	7,100	14,428	0	422,965	2,637,343
22nd.....	Circuit Total	330,948	0	74,544	7,100	14,428	0	422,965	2,637,343
23rd.....	DeKalb	191,517	0	0	0	0	0	83,717	1,229,993
	Kendall	127,900	0	0	0	37,838	0	64,623	642,389
23rd.....	Circuit Total	319,417	0	0	0	37,838	0	148,340	1,872,382
	Downstate Total	15,612,318	39,186	1,637,169	100,504	591,819	2,016	2,952,144	66,696,932
Cook	Cook County	621,853	164,047	2,256,835	453,050	0	325,608	1,195,433	26,727,958
	State Total	16,234,171	203,233	3,894,004	553,554	591,819	327,624	4,147,577	93,424,890

*Includes Substance Abuse Services Fund, Working Cash Fund, County Fund to Finance DUI Education, Arrestee's Medical Costs Fund, Records Automation Fund, Sexually Transmitted Disease Test Fund, Guardian ad litem, State Appellate Defender, Neutral Site Custody Exchange Fund, Children's Waiting Room Fund, Mortgage Foreclosure Mediation Program Fees, Childrens Advocacy Center, Court Appointed Special Advocate, Drug Court, Judicial Facility Fees, Mental Health Court, Youth Diversion Program, Public Defender Records Automation Fund, County Drug Addiction Services and Other

**CIRCUIT CLERK
DISBURSEMENT OF FUNDS BY COUNTY
DECEMBER 1, 2015 - NOVEMBER 30, 2016**

CIRCUIT	COUNTY	MISCELLANEOUS DISBURSEMENTS						
		RESTITUTION TO CRIME VICTIM	WORK RELEASE PAID TO COUNTY BOARD	WORK RELEASE PAID TO INDIVIDUALS	EXPENSES MINORS NEEDS	ABANDONED UNCLAIMED BAIL TO CTY.	ABANDONED UNCLAIMED PROP. TO STATE	DEPOSITS FROM JUD. SALES
1st.....	Alexander	14,438	0	0	0	0	0	0
	Jackson	94,194	666	0	0	0	0	0
	Johnson	16,343	0	0	0	0	0	0
	Massac	47,717	10	0	0	0	0	0
	Pope	9,393	0	0	0	0	0	0
	Pulaski	6,288	0	0	0	0	0	0
	Saline	52,925	0	0	0	0	0	0
	Union	51,329	0	0	0	0	867	0
	Williamson	90,599	0	0	0	0	0	0
1st.....	Circuit Total	383,227	676	0	0	0	867	0
2nd.....	Crawford	25,689	660	0	0	0	0	0
	Edwards	14,632	0	0	0	0	0	0
	Franklin	79,936	3,907	0	0	0	0	33,895
	Gallatin	8,474	0	0	0	0	0	0
	Hamilton	22,631	0	0	0	0	0	0
	Hardin	8,368	0	0	0	0	0	0
	Jefferson	67,425	0	0	0	0	0	0
	Lawrence	44,355	0	0	0	0	0	0
	Richland	49,316	0	0	0	0	0	0
	Wabash	54,138	0	0	0	9,675	0	0
	Wayne	25,491	3,427	0	0	0	0	0
	White	37,782	5,663	0	0	0	0	0
2nd.....	Circuit Total	438,237	13,657	0	0	9,675	0	33,895
3rd.....	Bond	97,963	0	0	0	0	0	0
	Madison	423,395	0	0	0	0	0	0
3rd.....	Circuit Total	521,359	0	0	0	0	0	0
4th.....	Christian	41,636	0	0	0	0	0	0
	Clay	76,896	0	0	0	0	0	0
	Clinton	168,170	21,187	0	0	0	38	0
	Effingham	178,862	0	0	0	0	1,168	0
	Fayette	89,540	0	0	0	0	0	0
	Jasper	53,870	0	0	0	60	0	0
	Marion	127,126	0	0	0	14,857	0	0
	Montgomery	85,267	712	0	0	0	0	0
	Shelby	51,831	4,554	0	0	0	0	0
4th.....	Circuit Total	873,198	26,452	0	0	14,917	1,206	0
5th.....	Clark	16,781	0	0	0	0	0	0
	Coles	104,994	3,953	0	0	0	0	104,905
	Cumberland	33,131	240	0	0	0	0	0
	Edgar	33,903	2,310	0	0	0	4,515	0
	Vermilion	125,685	420	0	0	0	0	0
5th.....	Circuit Total	314,494	6,923	0	0	0	4,515	104,905

**CIRCUIT CLERK
DISBURSEMENT OF FUNDS BY COUNTY
DECEMBER 1, 2015 - NOVEMBER 30, 2016**

CIRCUIT	COUNTY	MISCELLANEOUS DISBURSEMENTS						
		RESTITUTION TO CRIME VICTIM	WORK RELEASE PAID TO COUNTY BOARD	WORK RELEASE PAID TO INDIVIDUALS	EXPENSES MINORS NEEDS	ABANDONED UNCLAIMED BAIL TO CTY.	ABANDONED UNCLAIMED PROP. TO STATE	DEPOSITS FROM JUD. SALES
6th.....	Champaign	277,483	1,835	0	0	0	13,681	0
	DeWitt	28,736	11,750	0	0	0	0	0
	Douglas	51,130	10,560	0	0	0	0	0
	Macon	180,214	36,321	0	0	19,002	0	0
	Moultrie	16,933	10,290	0	0	0	0	0
	Piatt	61,338	3,220	0	0	0	0	0
6th.....	Circuit Total	615,834	73,976	0	0	19,002	13,681	0
7th.....	Greene	53,237	0	0	0	0	0	0
	Jersey	27,118	3,790	0	0	4,950	0	0
	Macoupin	108,838	6,096	0	0	0	0	0
	Morgan	37,566	124	0	0	10,850	5,185	0
	Sangamon	728,132	0	0	0	86,406	14,101	15,566
	Scott	9,897	0	0	0	0	0	0
7th.....	Circuit Total	964,787	10,010	0	0	102,206	19,285	15,566
8th.....	Adams	292,664	25,280	0	0	10,170	694	100,857
	Brown	10,222	601	0	0	0	0	0
	Calhoun	25,065	3,875	0	0	0	0	0
	Cass	34,966	468	0	0	492	396	0
	Mason	61,987	10,294	0	2,927	0	0	0
	Menard	35,194	0	0	0	0	0	0
	Pike	109,372	5,790	0	0	0	0	0
	Schuyler	13,812	8,540	0	0	0	0	0
8th.....	Circuit Total	583,283	54,848	0	2,927	10,662	1,090	100,857
9th.....	Fulton	51,151	21,633	0	0	0	568	0
	Hancock	67,441	2,800	0	100	5,380	0	0
	Henderson	39,116	1,230	0	0	10,035	0	0
	Knox	98,572	4,567	0	0	0	0	0
	McDonough	72,174	0	0	0	0	1,802	0
	Warren	49,021	712	0	0	0	2,465	0
9th.....	Circuit Total	377,476	30,942	0	100	15,415	4,836	0
10th.....	Marshall	13,643	0	0	0	0	0	0
	Peoria	354,091	0	0	0	0	9,180	107,714
	Putnam	11,222	0	0	0	0	0	0
	Stark	9,134	444	0	550	416	0	0
	Tazewell	140,989	37,585	0	0	85,307	0	0
10th.....	Circuit Total	529,079	38,029	0	550	85,723	9,180	107,714
11th.....	Ford	34,199	0	0	0	0	0	0
	Livingston	36,514	14,881	0	0	0	0	0
	Logan	38,337	6,812	0	0	0	7,210	155,642
	McLean	318,092	0	0	0	1,435	6,067	980,194
	Woodford	34,991	0	0	0	0	0	0
11th.....	Circuit Total	462,133	21,693	0	0	1,435	13,277	1,135,836

**CIRCUIT CLERK
DISBURSEMENT OF FUNDS BY COUNTY
DECEMBER 1, 2015 - NOVEMBER 30, 2016**

CIRCUIT	COUNTY	MISCELLANEOUS DISBURSEMENTS						
		RESTITUTION TO CRIME VICTIM	WORK RELEASE PAID TO COUNTY BOARD	WORK RELEASE PAID TO INDIVIDUALS	EXPENSES MINORS NEEDS	ABANDONED UNCLAIMED BAIL TO CTY.	ABANDONED UNCLAIMED PROP. TO STATE	DEPOSITS FROM JUD. SALES
12th.....	Will	1,315,155	0	0	0	43,059	94,735	0
12th.....	Circuit Total	1,315,155	0	0	0	43,059	94,735	0
13th.....	Bureau	18,326	0	0	0	0	825	0
	Grundy	74,555	0	0	0	1,109	0	0
	LaSalle	213,771	15,563	0	0	0	10,903	669,792
13th.....	Circuit Total	306,652	15,563	0	0	1,109	11,728	669,792
14th.....	Henry	127,095	49,450	0	0	0	0	0
	Mercer	45,520	4,607	0	16,865	0	0	0
	Rock Island	208,470	40,330	0	7,201	0	0	0
	Whiteside	157,649	14,935	0	26,905	0	0	0
14th.....	Circuit Total	538,735	109,322	0	50,971	0	0	0
15th.....	Carroll	16,120	12,654	0	150	0	0	0
	Jo Daviess	26,370	22,048	2,218	0	0	0	0
	Lee	71,916	1,351	0	770	0	0	0
	Ogle	132,808	14,958	0	823	0	11,622	0
	Stephenson	107,540	55,939	0	0	0	1,152	0
15th.....	Circuit Total	354,754	106,950	2,218	1,743	0	12,774	0
16th.....	Kane	538,693	33,707	0	0	109,823	7,260	0
16th.....	Circuit Total	538,693	33,707	0	0	109,823	7,260	0
17th.....	Boone	106,918	0	0	0	0	11,895	0
	Winnebago	465,554	69,877	0	0	0	0	282,921
17th.....	Circuit Total	572,472	69,877	0	0	0	11,895	282,921
18th.....	DuPage	1,035,212	327,877	0	0	0	0	0
18th.....	Circuit Total	1,035,212	327,877	0	0	0	0	0
19th.....	Lake	1,234,789	7,378	0	2,470	21,246	56,945	0
19th.....	Circuit Total	1,234,789	7,378	0	2,470	21,246	56,945	0
20th.....	Monroe	52,596	0	0	0	0	0	0
	Perry	114,113	0	0	0	0	0	0
	Randolph	92,351	0	0	0	0	1,834	0
	St. Clair	287,028	0	0	0	23,788	0	249
	Washington	67,170	0	0	0	0	0	0
20th.....	Circuit Total	613,258	0	0	0	23,788	1,834	249
21st.....	Iroquois	46,310	0	0	0	214	1,382	0
	Kankakee	70,447	5,504	0	0	5,289	2,429	0
21st.....	Circuit Total	116,756	5,504	0	0	5,503	3,811	0
22nd.....	McHenry	432,779	6,661	0	0	11,491	2,720	51
22nd.....	Circuit Total	432,779	6,661	0	0	11,491	2,720	51
23rd.....	DeKalb	175,463	0	0	0	16,744	0	0
	Kendall	191,403	17,417	0	0	0	0	0
23rd.....	Circuit Total	366,865	17,417	0	0	16,744	0	0
	Downstate Total	13,489,228	977,461	2,218	58,760	491,797	271,638	2,451,785
Cook	Cook County	941,814	0	0	0	3,869,792	383,735	6,945,736
	State Total	14,431,042	977,461	2,218	58,760	4,361,589	655,373	9,397,521

**CIRCUIT CLERK
DISBURSEMENT OF FUNDS BY COUNTY
DECEMBER 1, 2015 - NOVEMBER 30, 2016**

CIRCUIT	COUNTY	MISCELLANEOUS DISBURSEMENTS (CONTINUED)						GRAND TOTAL ALL FUNDS DISBURSED
		DEPOSITS ALL OTHER CATEGORIES	REIM. LOCAL ANTI-CRIME PROGRAM	BAIL REFUNDS	OTHER REFUNDS	OTHER DISBURSE- MENTS	TOTAL MISCELLANEOUS DISBURSEMENTS	
1st.....	Alexander	0	0	57,269	0	19,525	91,232	1,354,586
	Jackson	0	0	441,163	0	46,743	582,767	7,043,961
	Johnson	0	0	26,488	0	14,472	57,303	1,815,683
	Massac	0	0	3,197	0	300	51,224	2,677,359
	Pope	0	0	14,913	684	14,679	39,669	486,594
	Pulaski	0	2,625	36,692	0	2,310	47,914	2,540,722
	Saline	0	0	274,226	0	7,062	334,214	4,349,656
	Union	0	5,795	133,762	0	4,621	196,374	2,387,810
	Williamson	851	10,355	304,740	2,378	13,978	422,900	12,837,218
1st.....	Circuit Total	851	18,774	1,292,449	3,062	123,691	1,823,597	35,493,589
2nd.....	Crawford	0	2,277	73,176	803	85,780	188,385	3,032,872
	Edwards	0	4,054	92,120	1,375	4,923	117,104	1,008,462
	Franklin	0	167,652	135,852	1,940	14,158	437,340	6,116,780
	Gallatin	0	2,532	11,371	0	783	23,160	740,473
	Hamilton	0	6,139	9,704	0	4,078	42,552	1,247,087
	Hardin	0	2,866	6,988	0	6,106	24,327	434,614
	Jefferson	0	6,560	176,757	0	0	250,742	6,520,742
	Lawrence	0	459	117,836	0	7,778	170,428	2,265,510
	Richland	0	325	156,786	0	3,353	209,780	2,626,436
	Wabash	0	14,879	36,283	653	2,112	117,740	2,323,118
	Wayne	0	9,440	117,051	0	4,694	160,102	2,402,492
	White	0	30,258	44,125	0	15,216	133,044	2,632,335
2nd.....	Circuit Total	0	247,440	978,049	4,771	148,980	1,874,703	31,350,922
3rd.....	Bond	0	20,000	99,290	0	27,971	245,224	2,792,667
	Madison	17,218	0	1,627,720	39,820	436,973	2,545,126	38,697,706
3rd.....	Circuit Total	17,218	20,000	1,727,010	39,820	464,943	2,790,350	41,490,373
4th.....	Christian	0	7,042	451,241	0	19,043	518,962	5,549,663
	Clay	0	0	16,149	766	5,317	99,128	2,198,421
	Clinton	569	4,441	110,300	1,475	23,446	329,625	3,930,941
	Effingham	0	18,232	116,660	0	12,204	327,126	5,607,223
	Fayette	0	68,181	451,979	5,745	14,276	629,720	3,880,086
	Jasper	0	0	43,653	918	3,283	101,783	1,213,117
	Marion	0	1,580	228,073	0	40,292	411,928	6,930,947
	Montgomery	0	14,053	75,921	0	20,758	196,711	4,883,337
	Shelby	0	3,512	53,191	0	33,069	146,158	3,327,989
4th.....	Circuit Total	569	117,041	1,547,168	8,903	171,688	2,761,140	37,521,722
5th.....	Clark	0	434	44,585	299	7,463	69,561	2,264,261
	Coles	0	420	188,841	788	73,329	477,230	7,290,502
	Cumberland	0	0	31,265	0	23,266	87,902	1,680,165
	Edgar	0	0	30,741	0	1,980	73,449	2,389,788
	Vermilion	0	3,599	1,074,028	0	39,497	1,243,229	13,184,748
5th.....	Circuit Total	0	4,453	1,369,460	1,087	145,535	1,951,372	26,809,464

**CIRCUIT CLERK
DISBURSEMENT OF FUNDS BY COUNTY
DECEMBER 1, 2015 - NOVEMBER 30, 2016**

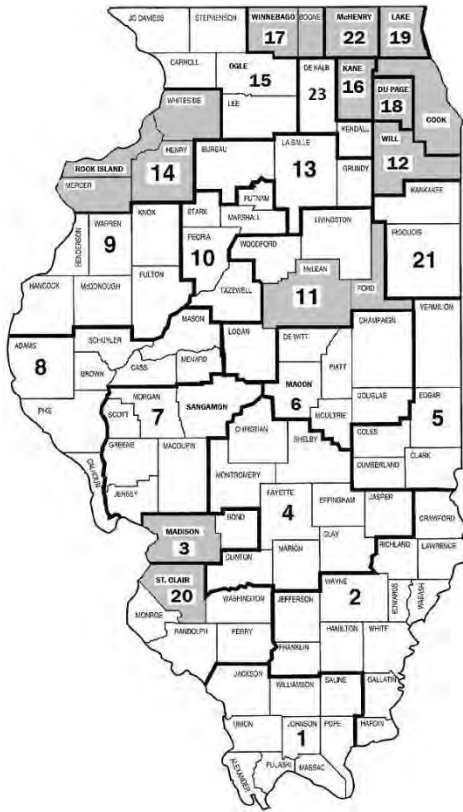
CIRCUIT	COUNTY	MISCELLANEOUS DISBURSEMENTS (CONTINUED)						GRAND TOTAL ALL FUNDS DISBURSED
		DEPOSITS ALL OTHER CATEGORIES	REIM. LOCAL ANTI-CRIME PROGRAM	BAIL REFUNDS	OTHER REFUNDS	OTHER DISBURSE- MENTS	TOTAL MISCELLANEOUS DISBURSEMENTS	
6th.....	Champaign	0	10,345	1,472,631	28,284	0	1,804,260	22,773,010
	DeWitt	0	21,556	71,443	261	11,760	145,506	2,875,785
	Douglas	14,184	1,253	30,364	1,430	23,981	132,902	2,656,932
	Macon	0	21,300	1,263,776	2,556	329,286	1,852,455	21,478,573
	Moultrie	9,982	0	46,881	0	17,911	101,997	2,640,451
	Piatt	0	0	77,273	1,169	8,320	151,319	2,455,982
6th.....	Circuit Total	24,166	54,453	2,962,368	33,700	391,258	4,188,439	54,880,733
7th.....	Greene	0	0	72,763	218	61,486	187,704	1,969,526
	Jersey	0	0	81,716	1,745	133,813	253,132	2,778,620
	Macoupin	0	13,257	468,920	0	8,473	605,584	6,517,504
	Morgan	0	13,292	130,058	0	52,098	249,172	5,670,779
	Sangamon	150,000	10,061	1,799,734	46,671	457,558	3,308,228	35,773,321
	Scott	0	823	11,577	954	929	24,179	665,104
7th.....	Circuit Total	150,000	37,432	2,564,768	49,588	714,357	4,628,000	53,374,854
8th.....	Adams	0	13,373	216,704	0	88,440	748,181	12,531,701
	Brown	0	0	10,609	0	10,027	31,459	998,997
	Calhoun	0	0	6,593	0	15,909	51,442	541,615
	Cass	0	0	16,293	623	2,688	55,924	2,126,240
	Mason	0	2,355	27,108	1,506	658	106,834	2,410,063
	Menard	0	2,490	317,552	0	3,004	358,240	2,148,600
	Pike	0	22,729	60,648	2,336	72,772	273,647	3,120,556
	Schuyler	0	0	14,712	696	127,906	165,666	1,826,515
8th.....	Circuit Total	0	40,946	670,218	5,161	321,405	1,791,395	25,704,287
9th.....	Fulton	0	0	60,610	3,434	2,031	139,427	6,498,813
	Hancock	0	2,870	19,127	0	8,901	106,620	2,784,346
	Henderson	0	0	15,064	0	49,116	114,561	1,573,726
	Knox	0	0	125,616	12,791	0	241,546	9,997,881
	McDonough	0	5,053	120,854	0	66,187	266,070	5,723,361
	Warren	0	0	43,374	2,548	19,237	117,358	3,200,186
9th.....	Circuit Total	0	7,923	384,645	18,773	145,472	985,582	29,778,314
10th.....	Marshall	54,631	0	32,516	333	4,562	105,684	1,768,836
	Peoria	0	6,593	356,243	29,258	527,585	1,390,665	30,297,168
	Putnam	0	1,820	14,879	0	2,770	30,691	933,253
	Stark	0	0	4,205	593	6,103	21,445	778,680
	Tazewell	0	0	395,401	4,641	196,883	860,806	24,009,945
10th.....	Circuit Total	54,631	8,413	803,244	34,825	737,903	2,409,291	57,787,882
11th.....	Ford	0	4,115	36,563	470	8,889	84,237	1,503,867
	Livingston	0	0	348,155	505	63,641	463,696	7,525,725
	Logan	50,000	10,269	119,342	0	91,336	478,948	4,850,039
	McLean	639,870	77,153	554,258	87,748	196,437	2,861,254	30,619,244
	Woodford	0	0	337,815	1,474	3,710	377,990	5,875,520
11th.....	Circuit Total	689,870	91,537	1,396,133	90,198	364,012	4,266,125	50,374,395

**CIRCUIT CLERK
DISBURSEMENT OF FUNDS BY COUNTY
DECEMBER 1, 2015 - NOVEMBER 30, 2016**

CIRCUIT	COUNTY	MISCELLANEOUS DISBURSEMENTS (CONTINUED)						TOTAL MISCELLANEOUS DISBURSEMENTS	GRAND TOTAL ALL FUNDS DISBURSED
		DEPOSITS ALL OTHER CATEGORIES	REIM. LOCAL ANTI-CRIME PROGRAM	BAIL REFUNDS	OTHER REFUNDS	OTHER DISBURSE- MENTS			
12th.....	Will	0	8,982	4,413,806	1,377,630	1,268,740	8,522,108	117,632,221	
12th.....	Circuit Total	0	8,982	4,413,806	1,377,630	1,268,740	8,522,108	117,632,221	
13th.....	Bureau	0	8,939	130,920	634	59,825	219,469	5,657,237	
	Grundy	0	10,532	76,223	0	0	162,419	9,226,319	
	LaSalle	0	0	480,736	0	181,792	1,572,557	19,444,149	
13th.....	Circuit Total	0	19,471	687,879	634	241,617	1,954,445	34,327,705	
14th.....	Henry	0	1,888	291,565	317	12,577	482,892	9,284,207	
	Mercer	0	44,745	66,619	0	7,028	185,383	2,501,452	
	Rock Island	0	6,596	888,201	0	35,103	1,185,902	27,047,284	
	Whiteside	0	12,444	160,474	2,391	33,401	408,199	11,764,024	
14th.....	Circuit Total	0	65,671	1,406,859	2,709	88,109	2,262,375	50,596,966	
15th.....	Carroll	0	3,546	34,005	0	1,712	68,187	1,845,222	
	Jo Daviess	0	0	37,781	0	29,689	118,105	1,997,899	
	Lee	0	35,996	174,409	14,140	56,984	355,566	6,328,363	
	Ogle	0	12,233	160,328	0	1,540	334,312	8,610,271	
	Stephenson	0	8,251	139,361	1,756	2,153	316,151	6,766,752	
15th.....	Circuit Total	0	60,026	545,884	15,896	92,078	1,192,321	25,548,507	
16th.....	Kane	0	234,846	5,344,537	48,984	785,700	7,103,549	78,044,512	
16th.....	Circuit Total	0	234,846	5,344,537	48,984	785,700	7,103,549	78,044,512	
17th.....	Boone	0	49,659	504,798	0	44,612	717,882	9,500,956	
	Winnebago	0	2,925	1,469,601	61,332	581,261	2,933,470	45,782,279	
17th.....	Circuit Total	0	52,584	1,974,399	61,332	625,873	3,651,352	55,283,235	
18th.....	DuPage	0	168,068	5,179,642	991,875	811,022	8,513,696	134,063,247	
18th.....	Circuit Total	0	168,068	5,179,642	991,875	811,022	8,513,696	134,063,247	
19th.....	Lake	0	55,764	5,059,457	138,628	862,580	7,439,258	85,718,931	
19th.....	Circuit Total	0	55,764	5,059,457	138,628	862,580	7,439,258	85,718,931	
20th.....	Monroe	0	0	94,178	0	67,351	214,125	4,296,931	
	Perry	0	0	49,967	0	111,061	275,141	3,647,925	
	Randolph	0	0	61,498	3,924	4,120	163,729	5,275,799	
	St. Clair	46,000	0	1,678,923	12,534	446,336	2,494,858	41,075,457	
	Washington	0	0	68,750	0	43,726	179,646	2,000,160	
20th.....	Circuit Total	46,000	0	1,953,316	16,458	672,595	3,327,498	56,296,272	
21st.....	Iroquois	0	0	76,378	0	89,298	213,582	3,448,757	
	Kankakee	0	6,175	661,322	0	232,542	983,708	16,521,077	
21st.....	Circuit Total	0	6,175	737,700	0	321,840	1,197,290	19,969,834	
22nd.....	McHenry	354,159	41,489	1,107,343	50,654	328,051	2,335,398	48,975,548	
22nd.....	Circuit Total	354,159	41,489	1,107,343	50,654	328,051	2,335,398	48,975,548	
23rd.....	DeKalb	0	3,455	674,183	0	216,500	1,086,345	15,926,473	
	Kendall	0	0	551,941	7,023	153,799	921,583	17,773,062	
23rd.....	Circuit Total	0	3,455	1,226,124	7,023	370,299	2,007,927	33,699,534	
	Downstate Total	1,337,463	1,364,944	45,332,458	3,001,709	10,197,748	78,977,210	1,184,723,048	
Cook	Cook County	24,458,551	0	47,987,700	0	116,290	84,703,618	517,102,256	
	State Total	25,796,014	1,364,944	93,320,158	3,001,709	10,314,038	163,680,828	1,701,825,304	

MANDATORY ARBITRATION

Mandatory Arbitration Program Statistics



In Illinois, court-annexed arbitration is a mandatory, non-binding, non-court procedure designed to resolve civil disputes by utilizing a neutral third party, called an arbitration panel. Mandatory arbitration applies rules of evidence and procedure which are less formal than those followed in trial courts and usually leads to more timely and less expensive resolution of disputes. An arbitration panel can recommend, but not impose, a decision. In the exercise of its general administrative and supervisory authority over Illinois courts, Supreme Court rules prescribe actions which are subject to mandatory arbitration. The rules address a range of operational procedures including: appointment, qualifications, and compensation of arbitrators; scheduling of hearings; discovery process; conduct of hearings; absence of a party; award and judgment on an award; rejection of an award; and form of oath, award and notice of award. In the sixteen jurisdictions approved by the Supreme Court to operate such programs, all civil cases filed in which the amount of monetary damages being sought falls within the program's jurisdictional limit, are subject to the arbitration process. These modest sized claims are amenable to closer management and quicker resolution by using a less formal alternative process than a typical trial court proceeding.

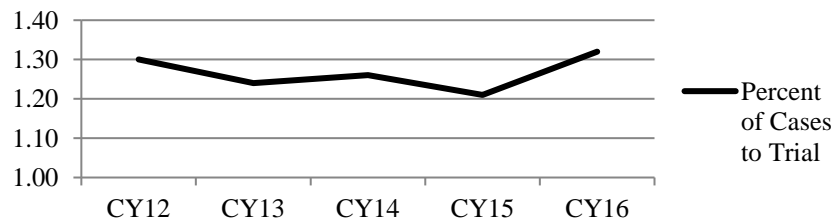
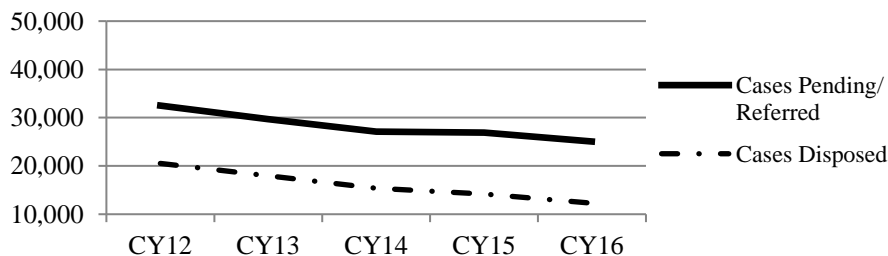
Explanations for Data Listed In the Below Charts:

- Cases Pending/Referred to Arbitration - number of cases filed and pending in arbitration program as of a certain date.
- Pre-Hearing Dispositions - number of cases disposed prior to an arbitration hearing.
- Arbitration Hearings - number of cases that had an arbitration hearing.
- Awards Accepted - number of arbitration awards that were accepted by a party.
- Post-Hearing Dispositions - number of cases disposed after an arbitration hearing.
- Awards Rejected - number of arbitration awards rejected by a party.
- Post-Rejection Dispositions – number of cases disposed after an award was rejected by a party.
- Arbitration Cases Proceeding to Trial - number of cases that went to trial after an award was rejected.

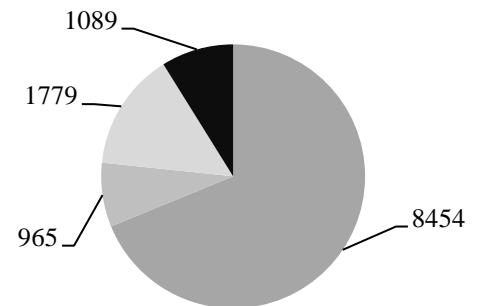
CY2016 Statewide Caseload

Cases Pending/Referred to Arbitration	25,066
Pre-Hearing Dispositions	8,454
Arbitration Hearings	4,313
Awards Accepted	1,089

Post-Hearing Dispositions	965
Awards Rejected	2,121
Post-Rejection Dispositions	1,779
Arbitration Cases Proceeding to Trial	332



CY2016 Case Dispositions

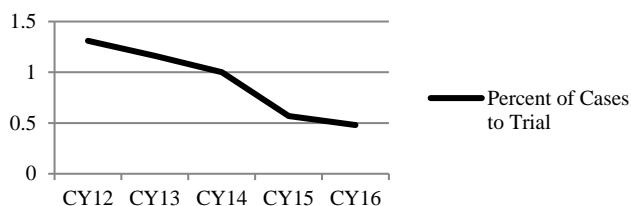
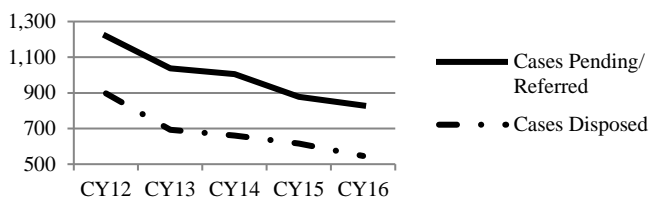


- Pre-Hearing Dispositions (69%)
- Post-Hearing Dispositions (8%)
- Post-Rejection Dispositions (14%)
- Awards Accepted (9%)

CY2016 Circuit Caseload

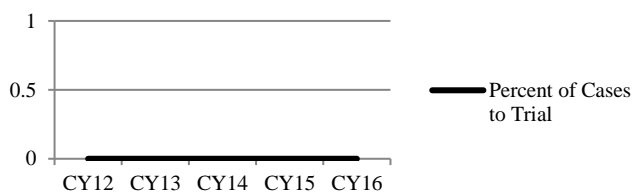
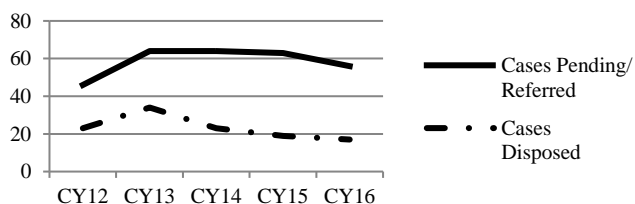
Third Judicial Circuit - Madison County

Cases Pending/Referred to Arbitration	829	Post-Hearing Dispositions	28
Pre-Hearing Dispositions	460	Awards Rejected	36
Arbitration Hearings	90	Post-Rejection Dispositions	27
Awards Accepted	31	Arbitration Cases Proceeding to Trial	4



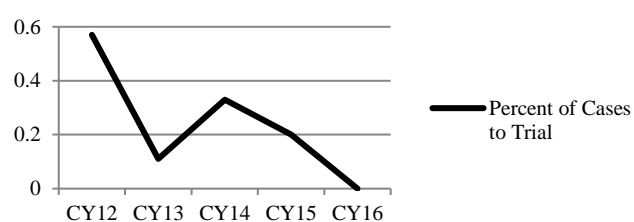
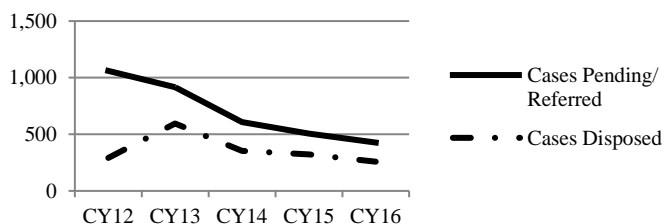
Eleventh Judicial Circuit - Ford County

Cases Pending/Referred to Arbitration	56	Post-Hearing Dispositions	0
Pre-Hearing Dispositions	17	Awards Rejected	0
Arbitration Hearings	2	Post-Rejection Dispositions	0
Awards Accepted	0	Arbitration Cases Proceeding to Trial	0



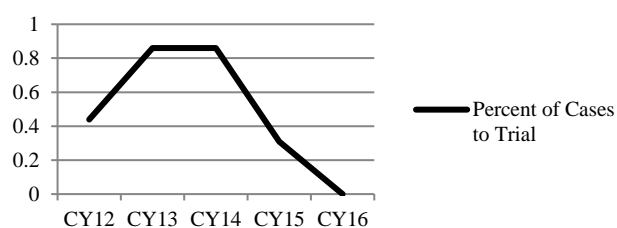

Eleventh Judicial Circuit - McLean County

Cases Pending/Referred to Arbitration	427	Post-Hearing Dispositions	5
Pre-Hearing Dispositions	244	Awards Rejected	8
Arbitration Hearings	23	Post-Rejection Dispositions	2
Awards Accepted	7	Arbitration Cases Proceeding to Trial	0




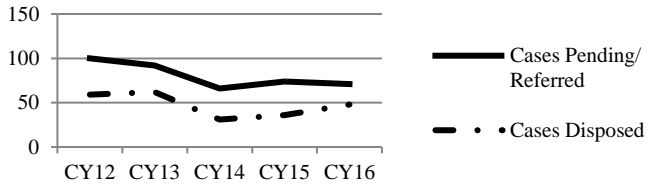
Twelfth Judicial Circuit - Will County

Cases Pending/Referred to Arbitration	2,192	Post-Hearing Dispositions	22
Pre-Hearing Dispositions	824	Awards Rejected	74
Arbitration Hearings	129	Post-Rejection Dispositions	18
Awards Accepted	28	Arbitration Cases Proceeding to Trial	0





Fourteenth Judicial Circuit - Henry County

Cases Pending/Referred to Arbitration	71	Post-Hearing Dispositions	0
Pre-Hearing Dispositions	47	Awards Rejected	0
Arbitration Hearings	0	Post-Rejection Dispositions	1
Awards Accepted	0	Arbitration Cases Proceeding to Trial	0



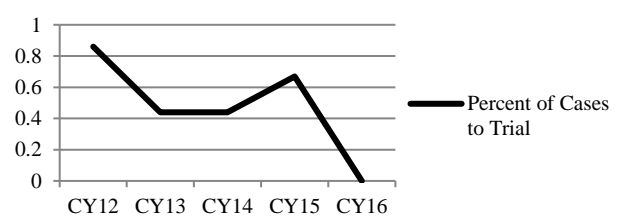

Fourteenth Judicial Circuit - Mercer County

Cases Pending/Referred to Arbitration	34	Post-Hearing Dispositions	0
Pre-Hearing Dispositions	6	Awards Rejected	0
Arbitration Hearings	0	Post-Rejection Dispositions	0
Awards Accepted	0	Arbitration Cases Proceeding to Trial	0



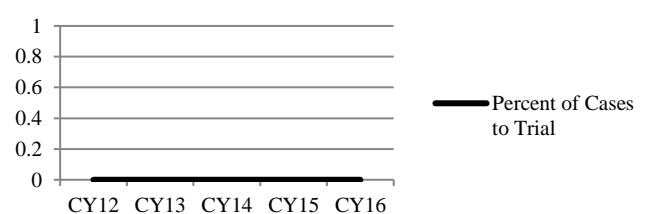

Fourteenth Judicial Circuit - Rock Island County

Cases Pending/Referred to Arbitration	461	Post-Hearing Dispositions	19
Pre-Hearing Dispositions	165	Awards Rejected	3
Arbitration Hearings	31	Post-Rejection Dispositions	5
Awards Accepted	2	Arbitration Cases Proceeding to Trial	0



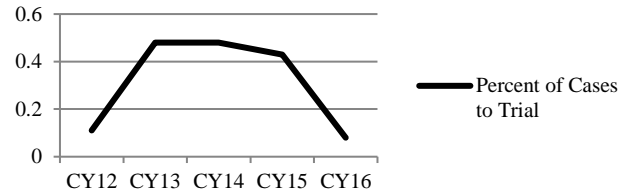

Fourteenth Judicial Circuit - Whiteside County

Cases Pending/Referred to Arbitration	150	Post-Hearing Dispositions	5
Pre-Hearing Dispositions	96	Awards Rejected	1
Arbitration Hearings	4	Post-Rejection Dispositions	1
Awards Accepted	0	Arbitration Cases Proceeding to Trial	0



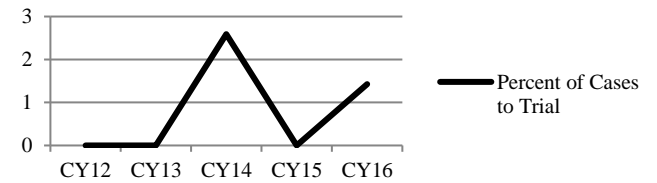
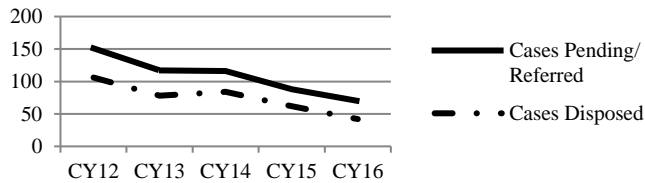
Sixteenth Judicial Circuit - Kane County

Cases Pending/Referred to Arbitration	2,512	Post-Hearing Dispositions	30
Pre-Hearing Dispositions	446	Awards Rejected	78
Arbitration Hearings	141	Post-Rejection Dispositions	30
Awards Accepted	24	Arbitration Cases Proceeding to Trial	2



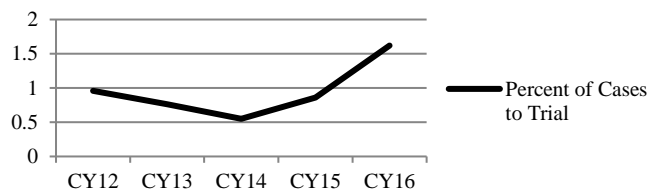
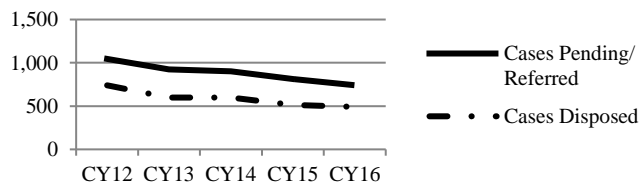
Seventeenth Judicial Circuit - Boone County

Cases Pending/Referred to Arbitration	70	Post-Hearing Dispositions	4
Pre-Hearing Dispositions	34	Awards Rejected	3
Arbitration Hearings	10	Post-Rejection Dispositions	2
Awards Accepted	1	Arbitration Cases Proceeding to Trial	1



Seventeenth Judicial Circuit - Winnebago County

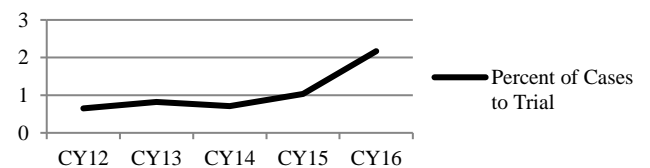
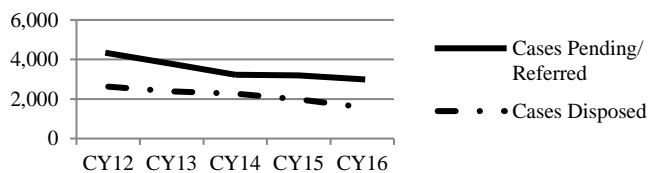
Cases Pending/Referred to Arbitration	741	Post-Hearing Dispositions	20
Pre-Hearing Dispositions	411	Awards Rejected	35
Arbitration Hearings	60	Post-Rejection Dispositions	47
Awards Accepted	13	Arbitration Cases Proceeding to Trial	12



Note: New local rule provides that small claims cases with jury demands be transferred into arbitration.

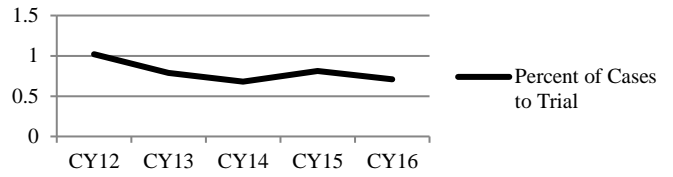
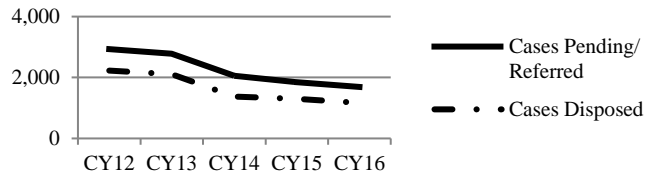
Eighteenth Judicial Circuit - DuPage County

Cases Pending/Referred to Arbitration	2,998	Post-Hearing Dispositions	16
Pre-Hearing Dispositions	1,516	Awards Rejected	74
Arbitration Hearings	256	Post-Rejection Dispositions	0
Awards Accepted	55	Arbitration Cases Proceeding to Trial	65



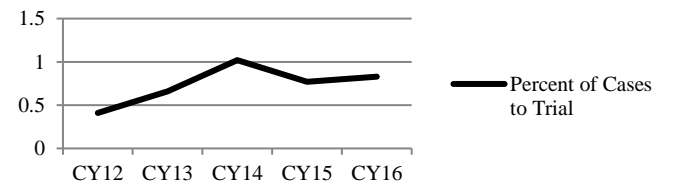
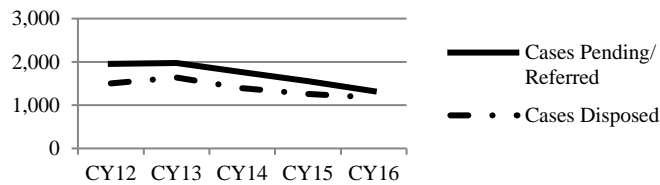
Nineteenth Judicial Circuit - Lake County

Cases Pending/Referred to Arbitration	1,690	Post-Hearing Dispositions	41
Pre-Hearing Dispositions	972	Awards Rejected	122
Arbitration Hearings	220	Post-Rejection Dispositions	102
Awards Accepted	52	Arbitration Cases Proceeding to Trial	12



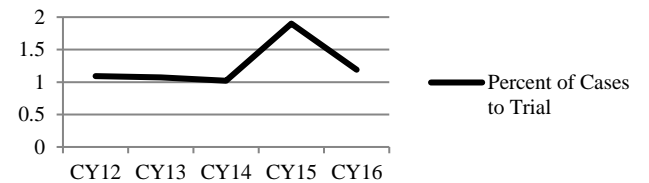
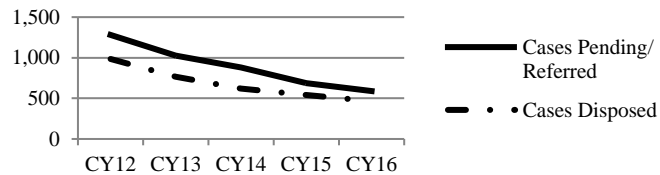
Twentieth Judicial Circuit - St. Clair County

Cases Pending/Referred to Arbitration	1,323	Post-Hearing Dispositions	43
Pre-Hearing Dispositions	1,059	Awards Rejected	40
Arbitration Hearings	116	Post-Rejection Dispositions	37
Awards Accepted	38	Arbitration Cases Proceeding to Trial	11



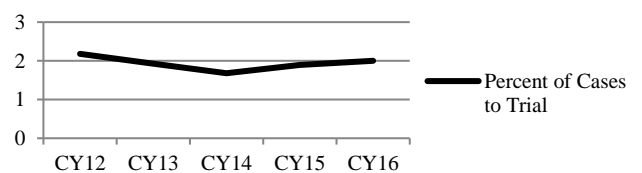
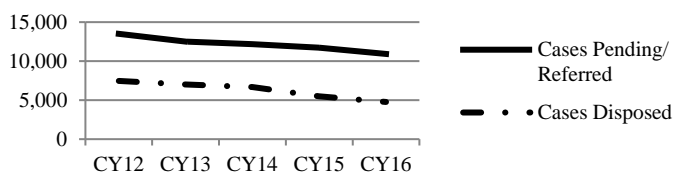
Twenty-Second Judicial Circuit - McHenry County

Cases Pending/Referred to Arbitration	590	Post-Hearing Dispositions	18
Pre-Hearing Dispositions	393	Awards Rejected	33
Arbitration Hearings	77	Post-Rejection Dispositions	30
Awards Accepted	25	Arbitration Cases Proceeding to Trial	7



Circuit Court of Cook County

Cases Pending/Referred to Arbitration	10,922	Post-Hearing Dispositions	714
Pre-Hearing Dispositions	1,764	Awards Rejected	1,614
Arbitration Hearings	3,154	Post-Rejection Dispositions	1,477
Awards Accepted	813	Arbitration Cases Proceeding to Trial	218



2016 Mandatory Arbitration Program Statistics
Average Award Amounts and Average Number of Days (By Case Type)

Arbitration Program		Automobile/ Subrogation	Collections	Contracts	Liability/Tort	Property Damage	Personal Injury	Other
Boone	Average Award	\$3,754.47	\$24,833.45				\$17,459.09	\$4,388.67
	Average Number of Days	76	680				342.5	76
Cook	Average Award	\$9,483.08		\$6,597.30	\$5,599.80	\$5,101.98	\$4,914.17	\$5,561.15
	Average Number of Days	231.8		204.8	205.6	575.1	236.2	188.5
DuPage	Average Award	\$9,235.00		\$9,596.67	\$7,412.63			\$10,725.64
	Average Number of Days	279.8		358.7	284.3			273.8
Ford	Average Award			\$34,509.47				\$0.00
	Average Number of Days			1070				652
Henry	Average Award							
	Average Number of Days							
Kane	Average Award	\$7,684.68	\$13,026.00	\$14,183.28	\$5,596.50	\$9,665.50	\$20,251.29	\$3,524.80
	Average Number of Days	131.6	70	171.4	128	161.3	225	125.4
Lake	Average Award	\$5,482.71	\$10,753.18	\$13,266.63	\$2,669.53	\$2,803.56	\$15,355.08	\$0.00
	Average Number of Days	145.8	273.2	313.9	346.8	147.8	265.9	169
Madison	Average Award	\$12,701.92	\$14,641.46	\$4,342.71	\$6,333.33	\$16,990.17	\$17,697.24	\$4,923.19
	Average Number of Days	217.5	230.8	267.8	191.3	237.4	202.8	223.3
McHenry	Average Award	\$11,885.22	\$14,118.25	\$15,675.29			\$0.00	\$44,653.12
	Average Number of Days	209.9	231.6	170.8			282	390
McLean	Average Award		\$7,264.15	\$11,186.39	\$11,045.00	\$15,231.10	\$8,260.33	\$17,473.26
	Average Number of Days		488	321.5	371.5	259	835.3	142.7
Mercer	Average Award							
	Average Number of Days							
Rock Island	Average Award	\$12,170.83	\$0.00					\$12,849.65
	Average Number of Days	301.7	253					501.4
St. Clair	Average Award	\$15,145.86	\$9,380.15	\$9,554.56	\$2,150.00	\$13,696.97	\$17,079.45	
	Average Number of Days	221.7	395.1	264.3	434.5	245	256	
Whiteside	Average Award	\$19,135.98				\$0.00		\$13,823.26
	Average Number of Days	971				462		734.5
Will	Average Award	\$13,973.28	\$9,362.84	\$9,275.52			\$6,255.56	\$7,001.42
	Average Number of Days	287.4	448.5	354.7			372.7	269.3
Winnebago	Average Award	\$10,772.99	\$981.69	\$6,427.37		\$13,503.12	\$13,754.00	\$7,500.00
	Average Number of Days	208.8	288.7	224		349	319.6	235

*This figure includes Collections and Contracts.

ADULT AND JUVENILE PROBATION

AND

SUPERVISED PRETRIAL RELEASE

ABBREVIATIONS

Explanations for abbreviations used in column headings in this section are explained below.

- Admin. Administrative Cases: Cases still active but not under direct supervision.
- PSI Presentence Investigation: A comprehensive written background investigation report on a convicted offender prepared by the probation department to provide information to the court to determine an appropriate sentence.
- Abbrev. PSI Abbreviated Presentence Investigation: Sometimes referred to as a “short form” presentence investigation, this is a less-comprehensive report permitted in less serious (i.e., misdemeanor) criminal cases.
- IPS Intensive Probation Supervision Program: A highly structured, surveillance oriented, prison diversion program for non-violent felony offenders sentenced to probation.
Intake – Level of supervision, equal to that of Level 1, for the first 30-60 days within the program.
Level I – Highest level of supervision contacts per week, based on an assessment of high risk, for offenders sentenced to IPS.
Level II – Less frequent level of supervision contacts per week, based on an assessment of moderate risk, for offenders sentenced to IPS.
Level III – Lowest level of supervision contacts per week, based on documented improvement of performance by offenders within the program.
- CUS Continued Under Supervision: A juvenile case which is under court order and probation supervision without a formal finding of delinquency.

Active Adult Caseload
(As of December 31, 2016)

Circuit	County	Felony	Misd.	DUI	Traffic	Total	Admin.
1st	Alexander	58	11	7	20	96	47
	Jackson	372	250	95	36	753	156
	Johnson	42	31	8	1	82	44
	Massac	93	40	35	14	182	249
	Pope	16	3	9	3	31	11
	Pulaski	58	13	3	2	76	25
	Saline	290	114	50	3	457	99
	Union	93	68	34	14	209	69
	Williamson	362	162	163	121	808	129
1st Circuit Total		1,384	692	404	214	2,694	829
2nd	Crawford	85	25	4	2	116	182
	Edwards	39	60	12	2	113	12
	Franklin	383	199	10	2	594	119
	Gallatin	35	5	1	0	41	3
	Hamilton	34	12	3	2	51	29
	Hardin	36	9	2	0	47	4
	Jefferson	336	38	22	12	408	104
	Lawrence	95	74	6	2	177	135
	Richland	92	55	6	0	153	33
	Wabash	76	30	6	0	112	10
	Wayne	102	32	15	4	153	45
	White	84	27	2	8	121	65
	2nd Circuit Total		1,397	566	89	34	2,086
3rd	Bond	103	39	21	17	180	145
	Madison	1,245	156	91	0	1,492	1,005
3rd Circuit Total		1,348	195	112	17	1,672	1,150
4th	Christian	167	82	78	14	341	90
	Clay	114	67	43	10	234	61
	Clinton	111	62	59	11	243	193
	Effingham	167	130	200	85	582	253
	Fayette	208	93	122	5	428	266
	Jasper	60	61	16	3	140	2
	Marion	401	218	156	25	800	166
	Montgomery	141	276	132	0	549	171
	Shelby	85	56	20	2	163	172
4th Circuit Total		1,454	1,045	826	155	3,480	1,374
5th	Clark	81	34	7	1	123	49
	Coles	473	47	57	8	585	629
	Cumberland	56	17	9	3	85	82
	Edgar	132	29	4	0	165	49
	Vermilion	484	167	58	17	726	132
5th Circuit Total		1,226	294	135	29	1,684	941
6th	Champaign	887	210	154	22	1,273	342
	DeWitt	67	23	38	18	146	178
	Douglas	61	41	58	11	171	141
	Macon	921	310	2	0	1,233	554
	Moultrie	56	23	36	18	133	29
	Piatt	65	78	35	22	200	41
6th Circuit Total		2,057	685	323	91	3,156	1,285

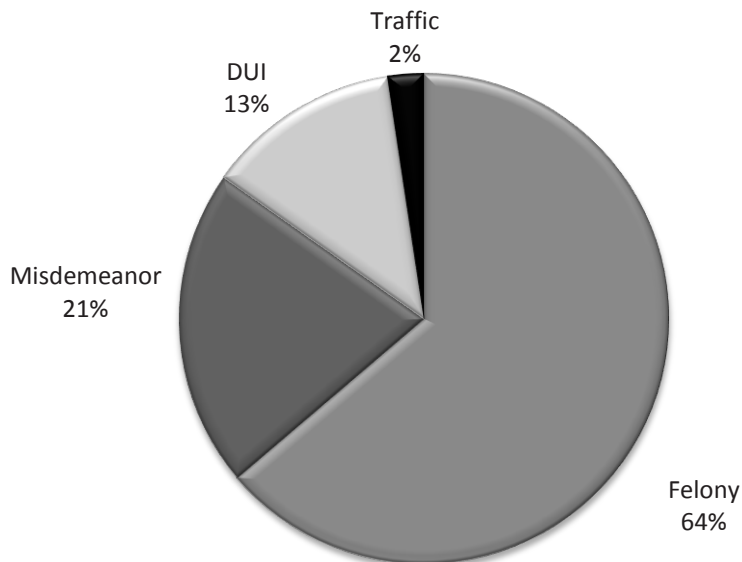
Active Adult Caseload
(As of December 31, 2016)

Circuit	County	Felony	Misd.	DUI	Traffic	Total	Admin.
7th	Greene/Scott	115	152	16	4	287	157
	Jersey	47	10	6	3	66	40
	Macoupin	265	81	164	3	513	178
	Morgan	145	137	68	25	375	130
	Sangamon	800	228	100	3	1,131	1,367
7th Circuit Total		1,372	608	354	38	2,372	1,872
8th	Adams	423	64	40	1	528	132
	Brown	18	26	16	1	61	13
	Calhoun	16	1	3	0	20	10
	Cass	106	42	26	7	181	145
	Mason	89	62	26	4	181	43
	Menard	26	25	10	0	61	93
	Pike	108	71	23	14	216	112
	Schuyler	33	42	28	6	109	46
8th Circuit Total		819	333	172	33	1,357	594
9th	Fulton	121	32	3	2	158	33
	Hancock	44	7	1	2	54	23
	Henderson	27	3	3	1	34	20
	Knox	213	31	8	4	256	133
	McDonough	88	3	3	0	94	142
	Warren	51	8	2	1	62	24
9th Circuit Total		544	84	20	10	658	375
10th	Marshall	30	16	10	1	57	94
	Peoria	972	374	131	29	1,506	2,617
	Putnam	19	12	1	1	33	61
	Stark	25	4	2	0	31	28
	Tazewell	327	135	126	5	593	1,003
10th Circuit Total		1,373	541	270	36	2,220	3,803
11th	Ford	91	147	57	13	308	66
	Livingston	252	26	37	1	316	56
	Logan	180	121	25	3	329	675
	McLean	1,025	119	1	1	1,146	501
	Woodford	154	119	40	7	320	1,076
11th Circuit Total		1,702	532	160	25	2,419	2,374
12th	Will	1,611	197	204	0	2,012	572
13th	Bureau	150	41	7	2	200	28
	Grundy	166	27	1	1	195	95
	LaSalle	515	56	14	0	585	167
13th Circuit Total		831	124	22	3	980	290
14th	Henry	167	37	22	0	226	535
	Mercer	74	36	0	0	110	30
	Rock Island	629	180	769	29	1,607	757
	Whiteside	331	113	153	27	624	366
14th Circuit Total		1,201	366	944	56	2,567	1,688

Active Adult Caseload
(As of December 31, 2016)

Circuit	County	Felony	Misd.	DUI	Traffic	Total	Admin.
15th	Carroll	72	14	6	1	93	254
	Jo Daviess	31	23	33	1	88	70
	Lee	160	69	34	50	313	339
	Ogle	175	101	26	8	310	551
	Stephenson	298	167	49	4	518	1,091
15th Circuit Total		736	374	148	64	1,322	2,305
16th	Kane	1,585	457	203	18	2,263	1,332
17th	Boone	152	100	46	5	303	581
	Winnebago	2,328	613	124	5	3,070	3,265
17th Circuit Total		2,480	713	170	10	3,373	3,846
18th	DuPage	1,751	913	509	150	3,323	2,182
19th	Lake	1,330	862	515	190	2,897	728
20th	Monroe	107	1	0	0	108	290
	Perry	77	8	6	4	95	128
	Randolph	90	11	0	0	101	122
	St. Clair	1,566	158	28	5	1,757	686
	Washington	54	12	3	0	69	62
20th Circuit Total		1,894	190	37	9	2,130	1,288
21st	Iroquois	111	16	6	0	133	65
	Kankakee	425	127	2	0	554	116
21st Circuit Total		536	143	8	0	687	181
22nd	McHenry	527	134	51	18	730	201
23rd	DeKalb	350	130	0	0	480	983
	Kendall	234	161	12	1	408	719
23rd Circuit Total		584	291	12	1	888	1,702
Cook	Adult	18,388	3,303	162	14	21,867	2,955
	Social Service	408	2,352	3,909	590	7,259	1,188
Cook County Total		18,796	5,655	4,071	604	29,126	4,143
Statewide Total		48,538	15,994	9,759	1,805	76,096	35,796

Statewide Active Adult Caseload



**Active Adult IPS Caseload
(As of December 31, 2016)**

Circuit	County	Intake	Level I	Level II	Level III	Total
5th	Vermilion	2	6	0	0	8
10th	Peoria	9	17	10	6	42
10th	Tazewell	1	3	3	0	7
11th	McLean	1	4	12	3	20
12th	Will	0	10	7	27	44
19th	Lake	5	29	14	3	51
20th	St. Clair	12	27	26	8	73
Cook	Adult	105	100	117	174	496
Total IPS Cases		135	196	189	221	741

**Active Specialized DUI Program Caseload
(As of December 31, 2016)**

Circuit	County	Maximum	After Care	Total
5th	Vermilion	24	0	24
11th	McLean	41	39	80
22nd	McHenry	40	24	64
Cook	Social Service	1,175	0	1,175
Total Specialized DUI		1,280	63	1,343

Adult Supervised Pretrial Release
(As of December 31, 2016)

Circuit	County	Electronic Monitoring	Supervised Pretrial Release	Total
1st	Alexander	0	2	2
	Jackson	0	0	0
	Johnson	0	0	0
	Massac	0	4	4
	Pope	0	1	1
	Pulaski	0	0	0
	Saline	2	4	6
	Union	0	4	4
	Williamson	0	0	0
1st Circuit Total		2	15	17
2nd	Crawford	0	0	0
	Edwards	0	7	7
	Franklin	0	0	0
	Gallatin	0	0	0
	Hamilton	0	0	0
	Hardin	0	0	0
	Jefferson	0	0	0
	Lawrence	0	0	0
	Richland	0	0	0
	Wabash	0	0	0
	Wayne	0	3	3
	White	0	0	0
	2nd Circuit Total		0	10
3rd	Bond	0	22	22
	Madison	0	4	4
3rd Circuit Total		0	26	26
4th	Christian	13	72	85
	Clay	7	35	42
	Clinton	1	1	2
	Effingham	2	109	111
	Fayette	0	79	79
	Jasper	0	0	0
	Marion	2	63	65
	Montgomery	0	0	0
	Shelby	1	5	6
4th Circuit Total		26	364	390
5th	Clark	4	0	4
	Coles	0	83	83
	Cumberland	1	0	1
	Edgar	0	0	0
	Vermilion	2	17	19
5th Circuit Total		7	100	107

**Adult Supervised Pretrial Release
(As of December 31, 2016)**

Circuit	County	Electronic Monitoring	Supervised Pretrial Release	Total
6th	Champaign	3	3	6
	DeWitt	0	0	0
	Douglas	0	0	0
	Macon	2	2	4
	Moultrie	0	0	0
	Piatt	0	4	4
6th Circuit Total		5	9	14
7th	Greene/Scott	0	0	0
	Jersey	0	0	0
	Macoupin	0	0	0
	Morgan	0	4	4
	Sangamon	12	34	46
7th Circuit Total		12	38	50
8th	Adams	0	0	0
	Brown	3	6	9
	Calhoun	1	0	1
	Cass	0	0	0
	Mason	0	0	0
	Menard	0	0	0
	Pike	0	0	0
	Schuyler	2	0	2
8th Circuit Total		6	6	12
9th	Fulton	0	2	2
	Hancock	1	0	1
	Henderson	0	0	0
	Knox	0	4	4
	McDonough	0	3	3
	Warren	0	2	2
9th Circuit Total		1	11	12
10th	Marshall	1	0	1
	Peoria	0	0	0
	Putnam	0	0	0
	Stark	0	0	0
	Tazewell	7	12	19
10th Circuit Total		8	12	20
11th	Ford	0	0	0
	Livingston	0	3	3
	Logan	0	3	3
	McLean	6	165	171
	Woodford	0	0	0
11th Circuit Total		6	171	177
12th	Will	0	0	0

**Adult Supervised Pretrial Release
(As of December 31, 2016)**

Circuit	County	Electronic Monitoring	Supervised Pretrial Release	Total
13th	Bureau	0	0	0
	Grundy	0	0	0
	LaSalle	0	0	0
13th Circuit Total		0	0	0
14th	Henry	1	16	17
	Mercer	0	0	0
	Rock Island	0	56	56
	Whiteside	2	3	5
14th Circuit Total		3	75	78
15th	Carroll	0	8	8
	Jo Daviess	5	54	59
	Lee	0	52	52
	Ogle	0	50	50
	Stephenson	0	19	19
15th Circuit Total		5	183	188
16th	Kane	103	1,199	1,302
17th	Boone	0	80	80
	Winnebago	0	1,128	1,128
17th Circuit Total		0	1,208	1,208
18th	DuPage	25	812	837
19th	Lake	0	779	779
20th	Monroe	0	0	0
	Perry	2	17	19
	Randolph	0	0	0
	St. Clair	46	58	104
	Washington	0	35	35
20th Circuit Total		48	110	158
21st	Iroquois	2	0	2
	Kankakee	0	18	18
21st Circuit Total		2	18	20
22nd	McHenry	0	31	31
23rd	DeKalb	2	371	373
	Kendall	15	134	149
23rd Circuit Total		17	505	522
Cook	Adult	330	2,997	3,327
	Social	N/A	N/A	N/A
Cook County Total		330	2,997	3,327
Statewide Total		606	8,679	9,285

**Adult Investigations Report
(Calendar Year 2016)**

Circuit	County	Abbrev.		Pretrial Bond	Record Check	Other	Total
		PSI	PSI				
1st	Alexander	13	0	0	5	0	18
	Jackson	42	0	0	22	0	64
	Johnson	4	0	0	6	0	10
	Massac	7	0	0	0	0	7
	Pope	4	0	0	4	0	8
	Pulaski	0	0	0	46	1	47
	Saline	27	0	0	3	0	30
	Union	1	3	0	1	0	5
	Williamson	31	0	0	34	0	65
1st Circuit Total		129	3	0	121	1	254
2nd	Crawford	4	0	0	0	0	4
	Edwards	10	2	0	1	0	13
	Franklin	22	1	0	18	0	41
	Gallatin	1	0	0	0	0	1
	Hamilton	4	0	0	0	0	4
	Hardin	3	0	0	0	0	3
	Jefferson	23	0	0	0	0	23
	Lawrence	44	0	0	0	0	44
	Richland	4	0	59	61	12	136
	Wabash	4	0	0	0	0	4
	Wayne	9	0	0	27	0	36
	White	10	0	0	0	0	10
	2nd Circuit Total		138	3	59	107	12
3rd	Bond	10	0	1	301	0	312
	Madison	54	0	2,926	0	93	3,073
3rd Circuit Total		64	0	2,927	301	93	3,385
4th	Christian	21	10	0	64	2	97
	Clay	14	0	2	70	0	86
	Clinton	20	0	0	89	7	116
	Effingham	38	0	0	141	0	179
	Fayette	33	0	0	146	0	179
	Jasper	0	1	0	29	0	30
	Marion	64	0	0	69	0	133
	Montgomery	30	0	0	0	0	30
	Shelby	12	0	0	55	0	67
4th Circuit Total		232	11	2	663	9	917
5th	Clark	9	0	0	0	0	9
	Coles	41	0	299	0	26	366
	Cumberland	5	0	0	0	0	5
	Edgar	42	0	0	0	0	42
	Vermilion	277	3	0	0	34	314
5th Circuit Total		374	3	299	0	60	736

**Adult Investigations Report
(Calendar Year 2016)**

Circuit	County	Abbrev.		Pretrial	Record		Total
		PSI	PSI	Bond	Check	Other	
6th	Champaign	549	2	58	0	0	609
	DeWitt	12	0	0	1	0	13
	Douglas	3	4	0	0	0	7
	Macon	322	445	1,609	16	43	2,435
	Moultrie	16	0	0	17	38	71
	Piatt	3	0	0	0	0	3
6th Circuit Total		905	451	1,667	34	81	3,138
7th	Greene/Scott	2	1	0	0	0	3
	Jersey	15	4	0	3	1	23
	Macoupin	17	2	0	5	0	24
	Morgan	29	18	28	5	52	132
	Sangamon	76	0	110	10	15	211
7th Circuit Total		139	25	138	23	68	393
8th	Adams	414	0	0	2	0	416
	Brown	3	0	0	1	0	4
	Calhoun	16	0	0	0	1	17
	Cass	33	9	0	0	0	42
	Mason	38	4	0	17	0	59
	Menard	7	0	0	7	0	14
	Pike	72	0	0	0	0	72
	Schuyler	7	2	0	2	0	11
8th Circuit Total		590	15	0	29	1	635
9th	Fulton	7	2	0	64	9	82
	Hancock	7	0	0	14	5	26
	Henderson	0	1	0	12	2	15
	Knox	38	1	0	23	28	90
	McDonough	24	0	0	43	37	104
	Warren	4	1	0	30	2	37
9th Circuit Total		80	5	0	186	83	354
10th	Marshall	6	1	2	2	0	11
	Peoria	195	1	0	31	0	227
	Putnam	0	0	0	2	0	2
	Stark	2	0	0	4	1	7
	Tazewell	39	2	484	100	374	999
10th Circuit Total		242	4	486	139	375	1,246
11th	Ford	24	0	0	5	1	30
	Livingston	73	1	5	6	0	85
	Logan	35	0	0	0	0	35
	McLean	222	0	585	579	0	1,386
	Woodford	66	147	0	0	0	213
11th Circuit Total		420	148	590	590	1	1,749
12th	Will	278	11	0	39	0	328

**Adult Investigations Report
(Calendar Year 2016)**

Circuit	County	Abbrev.		Pretrial Bond	Record Check	Other	Total
		PSI	PSI				
13th	Bureau	20	2	0	8	0	30
	Grundy	22	1	0	3	0	26
	LaSalle	0	0	0	0	0	0
13th Circuit Total		42	3	0	11	0	56
14th	Henry	80	0	0	33	446	559
	Mercer	7	0	149	6	0	162
	Rock Island	111	2	951	40	446	1,550
	Whiteside	44	0	112	6	10	172
14th Circuit Total		242	2	1,212	85	902	2,443
15th	Carroll	16	0	0	6	0	22
	Jo Daviess	2	0	105	10	0	117
	Lee	7	4	0	5	0	16
	Ogle	7	0	53	7	0	67
	Stephenson	44	0	3	41	0	88
15th Circuit Total		76	4	161	69	0	310
16th	Kane	179	0	760	109	33	1,081
17th	Boone	94	0	311	12	73	490
	Winnebago	168	0	4,197	0	0	4,365
17th Circuit Total		262	0	4,508	12	73	4,855
18th	DuPage	433	0	911	307	0	1,651
19th	Lake	202	50	2,022	124	4	2,402
20th	Monroe	7	0	0	0	0	7
	Perry	5	0	0	10	0	15
	Randolph	59	0	0	3	0	62
	St. Clair	169	0	1,650	239	417	2,475
	Washington	5	1	0	31	0	37
20th Circuit Total		245	1	1,650	283	417	2,596
21st	Iroquois	8	0	0	5	0	13
	Kankakee	78	0	15	14	40	147
21st Circuit Total		86	0	15	19	40	160
22nd	McHenry	43	0	1,023	1,365	47	2,478
23rd	DeKalb	38	0	982	27	128	1,175
	Kendall	62	7	593	17	509	1,188
23rd Circuit Total		100	7	1,575	44	637	2,363
Cook	Adult	2,659	0	25,868	0	0	28,527
	Social Service	0	0	0	0	1,019	1,019
Cook County Total		2,659	0	25,868	0	1,019	29,546
Statewide Total		8,160	746	45,873	4,660	3,956	63,395

**Adult Probation - Programs Ordered
(Calendar Year 2016)**

Circuit	County	Alcohol	Drug	Alcohol &Drug	Mental Health	Sex Offender	Total
1st	Alexander	0	0	1	0	0	1
	Jackson	7	33	17	29	0	86
	Johnson	0	0	1	6	0	7
	Massac	0	1	46	5	1	53
	Pope	0	0	0	2	0	2
	Pulaski	0	0	0	0	0	0
	Saline	0	0	0	0	0	0
	Union	0	1	12	4	0	17
	Williamson	0	1	2	19	4	26
1st Circuit Total		7	36	79	65	5	192
2nd	Crawford	0	0	5	4	0	9
	Edwards	0	2	1	1	0	4
	Franklin	0	0	0	0	0	0
	Gallatin	1	11	2	0	0	14
	Hamilton	0	0	0	0	0	0
	Hardin	0	1	0	1	3	5
	Jefferson	0	0	0	0	0	0
	Lawrence	1	0	26	7	1	35
	Richland	1	2	21	0	0	24
	Wabash	0	0	32	4	0	36
	Wayne	0	1	0	3	5	9
	White	0	0	24	5	0	29
	2nd Circuit Total		3	17	111	25	9
3rd	Bond	1	7	5	2	1	16
	Madison	14	135	145	78	17	389
3rd Circuit Total		15	142	150	80	18	405
4th	Christian	10	55	28	14	3	110
	Clay	0	1	0	10	5	16
	Clinton	1	1	36	27	0	65
	Effingham	158	107	12	40	2	319
	Fayette	0	0	365	2	0	367
	Jasper	0	0	0	0	0	0
	Marion	0	0	582	79	4	665
	Montgomery	4	0	102	7	1	114
	Shelby	0	1	6	1	0	8
4th Circuit Total		173	165	1,131	180	15	1,664
5th	Clark	3	1	48	12	0	64
	Coles	1	0	380	173	5	559
	Cumberland	0	0	3	1	0	4
	Edgar	3	33	0	2	1	39
	Vermilion	0	0	0	0	0	0
5th Circuit Total		7	34	431	188	6	666

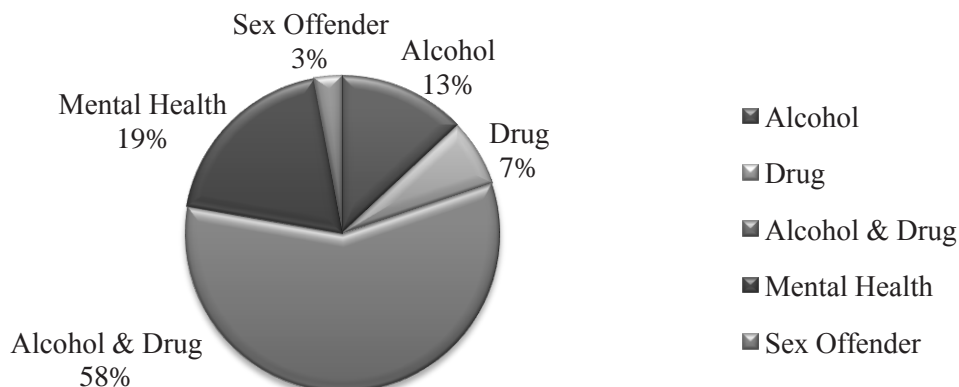
**Adult Probation - Programs Ordered
(Calendar Year 2016)**

Circuit	County	Alcohol	Drug	Alcohol &Drug	Mental Health	Sex Offender	Total
6th	Champaign	3	44	201	158	15	421
	DeWitt	0	1	2	0	1	4
	Douglas	0	4	5	3	1	13
	Macon	1	54	21	131	10	217
	Moultrie	33	3	4	9	0	49
	Piatt	2	2	6	12	0	22
6th Circuit Total		39	108	239	313	27	726
7th	Greene/Scott	0	1	0	2	0	3
	Jersey	8	35	28	13	2	86
	Macoupin	6	16	37	14	1	74
	Morgan	11	13	67	53	1	145
	Sangamon	8	51	311	69	9	448
7th Circuit Total		33	116	443	151	13	756
8th	Adams	8	44	106	115	2	275
	Brown	3	2	1	2	2	10
	Calhoun	0	0	6	0	0	6
	Cass	2	1	1	14	1	19
	Mason	4	2	13	3	1	23
	Menard	0	2	13	3	1	19
	Pike	0	39	0	49	8	96
	Schuyler	5	6	2	1	2	16
8th Circuit Total		22	96	142	187	17	464
9th	Fulton	0	2	38	17	5	62
	Hancock	0	0	18	14	2	34
	Henderson	0	0	7	0	0	7
	Knox	1	0	145	52	1	199
	McDonough	0	0	87	15	1	103
	Warren	0	0	19	6	2	27
9th Circuit Total		1	2	314	104	11	432
10th	Marshall	0	0	3	4	3	10
	Peoria	93	60	167	16	16	352
	Putnam	0	0	0	1	0	1
	Stark	0	0	3	7	0	10
	Tazewell	0	0	160	108	3	271
10th Circuit Total		93	60	333	136	22	644
11th	Ford	0	0	5	5	3	13
	Livingston	1	0	6	1	1	9
	Logan	4	1	225	36	14	280
	McLean	0	3	12	5	13	33
	Woodford	0	2	125	16	0	143
11th Circuit Total		5	6	373	63	31	478
12th	Will	1	23	184	31	0	239
13th	Bureau	4	1	19	0	0	24
	Grundy	0	0	12	2	0	14
	LaSalle	0	2	21	3	2	28
13th Circuit Total		4	3	52	5	2	66

**Adult Probation - Programs Ordered
(Calendar Year 2016)**

Circuit	County	Alcohol	Drug	Alcohol & Drug	Mental Health	Sex Offender	Total
14th	Henry	0	8	61	65	2	136
	Mercer	4	3	24	29	1	61
	Rock Island	16	19	470	122	5	632
	Whiteside	2	0	120	35	7	164
14th Circuit Total		22	30	675	251	15	993
15th	Carroll	1	1	1	10	0	13
	Jo Daviess	1	0	19	8	1	29
	Lee	5	2	82	20	8	117
	Ogle	16	24	39	45	5	129
	Stephenson	18	17	52	34	0	121
15th Circuit Total		41	44	193	117	14	409
16th	Kane	98	26	386	239	57	806
17th	Boone	9	29	184	125	6	353
	Winnebago	0	0	1,565	13	69	1,647
17th Circuit Total		9	29	1,749	138	75	2,000
18th	DuPage	0	0	0	0	0	0
19th	Lake	31	48	421	94	31	625
20th	Monroe	0	3	0	1	2	6
	Perry	3	16	2	5	0	26
	Randolph	0	0	17	13	1	31
	St. Clair	172	40	672	145	8	1,037
	Washington	0	8	5	5	0	18
20th Circuit Total		175	67	696	169	11	1,118
21st	Iroquois	2	0	3	0	1	6
	Kankakee	6	12	105	12	5	140
21st Circuit Total		8	12	108	12	6	146
22nd	McHenry	3	11	0	7	6	27
23rd	DeKalb	16	10	176	0	0	202
	Kendall	45	34	111	0	0	190
23rd Circuit Total		61	44	287	0	0	392
Cook	Adult	1,090	248	2,167	529	168	4,202
	Social Service	633	0	867	775	3	2,278
Cook County Total		1,723	248	3,034	1,304	171	6,480
Statewide Total		2,574	1,367	11,531	3,859	562	19,893

Statewide Adult Programs Ordered



Adult Risk Classification
(As of December 31, 2016)

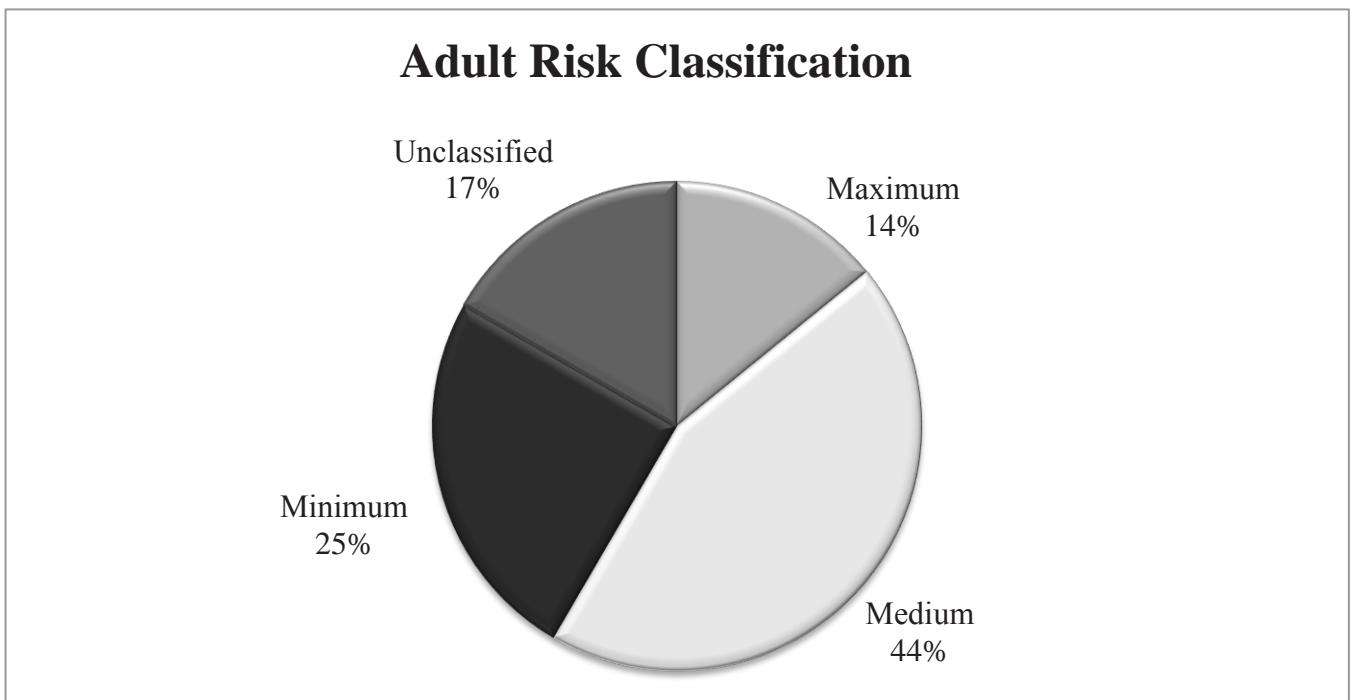
Circuit	County	Maximum	Medium	Minimum	Unclassified	Total
1st	Alexander	2	65	24	5	96
	Jackson	70	293	319	71	753
	Johnson	4	50	21	7	82
	Massac	14	79	75	14	182
	Pope	4	15	4	8	31
	Pulaski	2	36	25	13	76
	Saline	41	266	108	42	457
	Union	3	95	101	10	209
	Williamson	34	265	442	67	808
1st Circuit Total		174	1,164	1,119	237	2,694
2nd	Crawford	37	77	2	0	116
	Edwards	13	67	17	16	113
	Franklin	23	194	228	149	594
	Gallatin	0	18	20	3	41
	Hamilton	0	13	25	13	51
	Hardin	0	21	26	0	47
	Jefferson	117	128	39	124	408
	Lawrence	33	100	44	0	177
	Richland	2	106	45	0	153
	Wabash	1	86	25	0	112
	Wayne	1	36	27	89	153
	White	3	41	77	0	121
	2nd Circuit Total		230	887	575	394
3rd	Bond	4	76	32	68	180
	Madison	127	995	349	21	1,492
3rd Circuit Total		131	1,071	381	89	1,672
4th	Christian	57	174	110	0	341
	Clay	6	71	53	104	234
	Clinton	25	95	65	58	243
	Effingham	75	156	306	45	582
	Fayette	11	202	70	145	428
	Jasper	13	67	50	10	140
	Marion	50	321	201	228	800
	Montgomery	0	80	439	30	549
	Shelby	9	84	46	24	163
4th Circuit Total		246	1,250	1,340	644	3,480
5th	Clark	1	85	17	20	123
	Coles	54	347	97	87	585
	Cumberland	10	36	11	28	85
	Edgar	10	115	37	3	165
	Vermilion	83	428	189	26	726
5th Circuit Total		158	1,011	351	164	1,684
6th	Champaign	129	980	164	0	1,273
	DeWitt	0	42	76	28	146
	Douglas	5	76	81	9	171
	Macon	76	948	208	1	1,233
	Moultrie	2	61	27	43	133
	Piatt	18	83	91	8	200
6th Circuit Total		230	2,190	647	89	3,156

Adult Risk Classification
(As of December 31, 2016)

Circuit	County	Maximum	Medium	Minimum	Unclassified	Total
7th	Greene/Scott	13	65	110	99	287
	Jersey	10	25	31	0	66
	Macoupin	22	139	285	67	513
	Morgan	25	150	106	94	375
	Sangamon	134	746	81	170	1,131
7th Circuit Total		204	1,125	613	430	2,372
8th	Adams	30	289	129	80	528
	Brown	1	34	20	6	61
	Calhoun	8	9	3	0	20
	Cass	6	103	36	36	181
	Mason	5	57	38	81	181
	Menard	0	30	23	8	61
	Pike	3	69	56	88	216
	Schuyler	1	67	36	5	109
8th Circuit Total		54	658	341	304	1,357
9th	Fulton	38	95	25	0	158
	Hancock	4	34	16	0	54
	Henderson	1	16	17	0	34
	Knox	85	120	51	0	256
	McDonough	31	36	27	0	94
	Warren	8	42	12	0	62
	9th Circuit Total		167	343	148	0
10th	Marshall	7	21	10	19	57
	Peoria	234	1,055	132	85	1,506
	Putnam	3	10	11	9	33
	Stark	1	16	10	4	31
	Tazewell	141	379	33	40	593
10th Circuit Total		386	1,481	196	157	2,220
11th	Ford	33	107	152	16	308
	Livingston	14	130	49	123	316
	Logan	10	222	33	64	329
	McLean	205	594	319	28	1,146
	Woodford	0	119	145	56	320
11th Circuit Total		262	1,172	698	287	2,419
12th	Will	282	1,562	167	1	2,012
13th	Bureau	3	125	9	63	200
	Grundy	10	53	51	81	195
	LaSalle	21	283	109	172	585
13th Circuit Total		34	461	169	316	980
14th	Henry	69	118	37	2	226
	Mercer	4	97	9	0	110
	Rock Island	110	338	981	178	1,607
	Whiteside	54	317	253	0	624
14th Circuit Total		237	870	1,280	180	2,567

**Adult Risk Classification
(As of December 31, 2016)**

Circuit	County	Maximum	Medium	Minimum	Unclassified	Total
15th	Carroll	0	57	10	26	93
	Jo Daviess	5	45	13	25	88
	Lee	9	189	77	38	313
	Ogle	6	158	79	67	310
	Stephenson	32	305	93	88	518
15th Circuit Total		52	754	272	244	1,322
16th	Kane	406	1,402	382	73	2,263
17th	Boone	25	139	130	9	303
	Winnebago	742	1,746	154	428	3,070
17th Circuit Total		767	1,885	284	437	3,373
18th	DuPage	1,151	1,095	769	308	3,323
19th	Lake	879	1,089	538	391	2,897
20th	Monroe	0	23	41	44	108
	Perry	4	33	26	32	95
	Randolph	0	65	16	20	101
	St. Clair	599	644	172	342	1,757
	Washington	0	17	15	37	69
20th Circuit Total		603	782	270	475	2,130
21st	Iroquois	10	86	34	3	133
	Kankakee	115	387	50	2	554
21st Circuit Total		125	473	84	5	687
22nd	McHenry	168	296	162	104	730
23rd	DeKalb	37	271	134	38	480
	Kendall	6	169	190	43	408
23rd Circuit Total		43	440	324	81	888
Cook	Adult	1,895	9,509	4,261	6,202	21,867
	Social Service	1,870	733	3,533	1,123	7,259
Cook County Total		3,765	10,242	7,794	7,325	29,126
Statewide Total		10,754	33,703	18,904	12,735	76,096



**Active Juvenile Caseload
(As of December 31, 2016)**

Circuit	County	Probation	Supervision	CUS	Informal	Other	Total	Admin.
1st	Alexander	3	0	1	0	0	4	0
	Jackson	28	0	26	0	0	54	6
	Johnson	5	2	3	10	0	20	0
	Massac	9	4	0	4	0	17	5
	Pope	2	0	1	0	0	3	1
	Pulaski	8	2	0	0	0	10	0
	Saline	12	6	0	18	0	36	4
	Union	5	1	7	2	3	18	4
	Williamson	13	0	16	16	0	45	3
1st Circuit Total		85	15	54	50	3	207	23
2nd	Crawford	18	0	0	0	0	18	0
	Edwards	5	2	8	0	3	18	14
	Franklin	11	0	25	19	2	57	3
	Gallatin	2	0	1	0	0	3	0
	Hamilton	4	0	1	0	0	5	3
	Hardin	1	0	3	0	0	4	0
	Jefferson	28	8	0	0	1	37	0
	Lawrence	0	0	14	0	0	14	1
	Richland	14	1	10	0	6	31	0
	Wabash	6	2	0	0	0	8	7
	Wayne	2	0	10	0	0	12	3
	White	7	0	0	0	0	7	5
	2nd Circuit Total		98	13	72	19	12	214
3rd	Bond	3	0	11	1	1	16	2
	Madison	54	0	140	42	0	236	44
3rd Circuit Total		57	0	151	43	1	252	46
4th	Christian	20	1	9	0	0	30	14
	Clay	11	1	5	10	0	27	0
	Clinton	19	1	12	0	0	32	23
	Effingham	34	0	25	0	0	59	22
	Fayette	21	0	11	0	14	46	6
	Jasper	4	0	2	0	0	6	0
	Marion	34	1	24	2	0	61	6
	Montgomery	21	1	17	22	2	63	15
	Shelby	12	1	11	4	0	28	12
4th Circuit Total		176	6	116	38	16	352	98
5th	Clark	8	1	4	0	0	13	5
	Coles	46	6	0	6	0	58	16
	Cumberland	3	1	0	0	0	4	4
	Edgar	24	0	0	0	0	24	6
	Vermilion	54	2	34	0	0	90	0
5th Circuit Total		135	10	38	6	0	189	31
6th	Champaign	113	0	4	11	1	129	13
	DeWitt	15	10	0	0	0	25	12
	Douglas	2	8	4	4	0	18	0
	Macon	57	0	84	0	0	141	0
	Moultrie	9	0	5	1	0	15	0
	Piatt	1	0	5	11	1	18	0
6th Circuit Total		197	18	102	27	2	346	25

**Active Juvenile Caseload
(As of December 31, 2016)**

Circuit	County	Probation	Supervision	CUS	Informal	Other	Total	Admin.
7th	Greene/Scott	6	12	0	2	0	20	4
	Jersey	16	0	22	1	0	39	9
	Macoupin	15	0	36	0	1	52	20
	Morgan	12	4	2	32	0	50	2
	Sangamon	142	58	15	0	0	215	9
7th Circuit Total		191	74	75	35	1	376	44
8th	Adams	46	2	9	1	0	58	16
	Brown	2	1	0	0	0	3	0
	Calhoun	0	2	0	0	0	2	3
	Cass	12	2	5	0	0	19	2
	Mason	19	1	3	0	0	23	2
	Menard	7	0	2	0	0	9	2
	Pike	25	0	43	1	1	70	0
	Schuyler	3	9	0	0	0	12	0
8th Circuit Total		114	17	62	2	1	196	25
9th	Fulton	22	0	16	4	1	43	5
	Hancock	9	0	5	1	0	15	2
	Henderson	5	0	1	1	0	7	2
	Knox	26	0	26	12	0	64	2
	McDonough	18	0	8	1	0	27	22
	Warren	7	0	6	6	0	19	2
	9th Circuit Total		87	0	62	25	1	175
10th	Marshall	2	0	0	0	0	2	0
	Peoria	342	3	28	6	18	397	0
	Putnam	4	4	0	8	3	19	0
	Stark	3	0	1	0	0	4	3
	Tazewell	63	1	44	20	0	128	15
10th Circuit Total		414	8	73	34	21	550	18
11th	Ford	5	1	7	1	0	14	4
	Livingston	46	0	2	5	2	55	1
	Logan	29	3	8	0	0	40	5
	McLean	182	0	34	19	0	235	8
	Woodford	50	1	40	1	4	96	0
11th Circuit Total		312	5	91	26	6	440	18
12th	Will	148	0	170	22	0	340	22
13th	Bureau	16	0	10	2	0	28	3
	Grundy	24	9	5	0	5	43	9
	LaSalle	25	0	40	25	1	91	55
13th Circuit Total		65	9	55	27	6	162	67
14th	Henry	24	1	2	35	0	62	78
	Mercer	7	1	4	17	0	29	2
	Rock Island	67	0	44	36	0	147	28
	Whiteside	29	7	0	10	0	46	11
14th Circuit Total		127	9	50	98	0	284	119

**Active Juvenile Caseload
(As of December 31, 2016)**

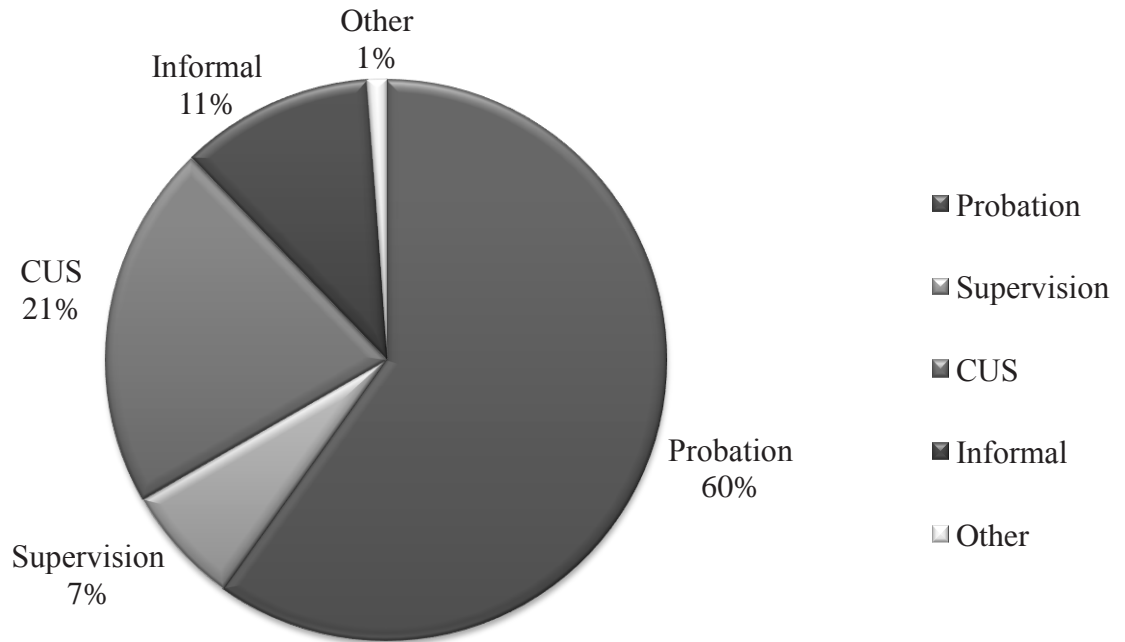
Circuit	County	Probation Supervision	CUS	Informal	Other	Total	Admin.	
15th	Carroll	11	0	4	2	0	17	2
	Jo Daviess	6	2	0	1	0	9	3
	Lee	8	0	11	0	0	19	3
	Ogle	41	2	5	0	6	54	2
	Stephenson	56	0	6	16	0	78	5
15th Circuit Total		122	4	26	19	6	177	15
16th	Kane	307	0	117	71	0	495	19
17th	Boone	50	0	7	11	0	68	13
	Winnebago	455	0	71	24	8	558	30
17th Circuit Total		505	0	78	35	8	626	43
18th	DuPage	127	13	144	47	0	331	46
19th	Lake	181	0	88	8	0	277	37
20th	Monroe	9	0	0	0	0	9	14
	Perry	4	1	7	0	0	12	5
	Randolph	12	0	4	0	0	16	6
	St. Clair	120	90	0	3	0	213	41
	Washington	4	0	6	0	0	10	8
20th Circuit Total		149	91	17	3	0	260	74
21st	Iroquois	41	1	0	15	0	57	5
	Kankakee	122	0	21	11	0	154	1
21st Circuit Total		163	1	21	26	0	211	6
22nd	McHenry	87	0	49	52	0	188	16
23rd	DeKalb	40	0	46	0	18	104	33
	Kendall	64	1	59	12	0	136	21
23rd Circuit Total		104	1	105	12	18	240	54
Cook	Juvenile	1,769	358	197	341	0	2,665	88
Statewide Total		5,720	652	2,013	1,066	102	9,553	1,005

**Active Juvenile IPS Caseload
(As of December 31, 2016)**

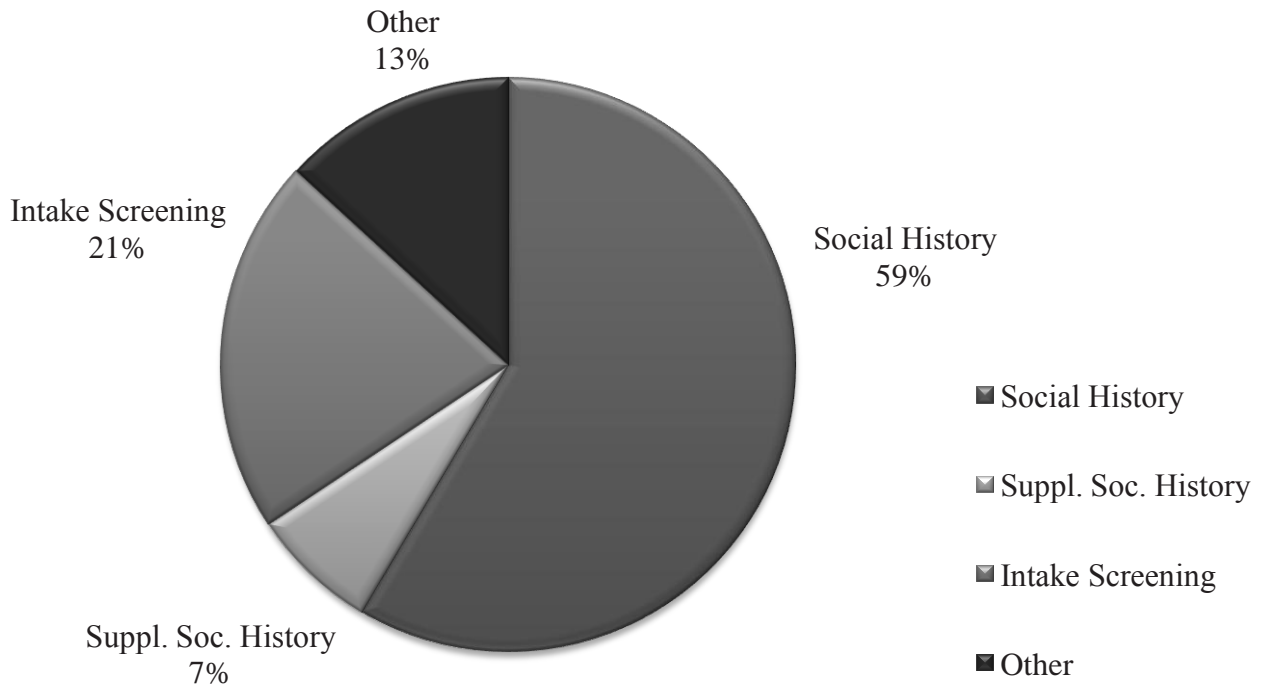
Circuit	County	Intake	Level I	Level II	Level III	Total
11th	McLean	0	8	0	3	11
12th	Will	0	1	5	3	9
18th	DuPage	0	0	0	0	0
Cook	Juvenile	38	196	14	19	267
Total IPS Cases		38	205	19	25	287

Active Juvenile Caseload
(As of December 31, 2016)

2016 Statewide Active Juvenile Caseload



2016 Statewide Juvenile Investigations



**Juvenile Investigations Report
(Calendar Year 2016)**

Circuit	County	Social History	Supplemental Social Hist.	Intake Screening	Other	Total
1st	Alexander	3	0	0	0	3
	Jackson	14	0	6	0	20
	Johnson	0	0	0	0	0
	Massac	1	0	0	0	1
	Pope	0	0	0	0	0
	Pulaski	0	0	0	0	0
	Saline	6	0	35	0	41
	Union	0	0	0	0	0
	Williamson	2	0	126	1	129
1st Circuit Total		26	0	167	1	194
2nd	Crawford	1	0	0	0	1
	Edwards	0	0	0	3	3
	Franklin	8	1	0	0	9
	Gallatin	0	0	0	0	0
	Hamilton	1	0	0	0	1
	Hardin	0	0	0	0	0
	Jefferson	3	0	0	0	3
	Lawrence	0	0	0	0	0
	Richland	0	0	0	0	0
	Wabash	2	0	0	0	2
	Wayne	0	0	0	1	1
	White	1	1	0	0	2
	2nd Circuit Total		16	2	0	4
3rd	Bond	3	0	0	32	35
	Madison	4	0	183	3	190
3rd Circuit Total		7	0	183	35	225
4th	Christian	2	1	0	5	8
	Clay	0	0	0	0	0
	Clinton	4	0	0	12	16
	Effingham	6	1	0	0	7
	Fayette	0	0	0	0	0
	Jasper	0	0	0	0	0
	Marion	3	0	0	0	3
	Montgomery	3	0	0	0	3
	Shelby	0	0	0	0	0
4th Circuit Total		18	2	0	17	37
5th	Clark	4	0	0	0	4
	Coles	0	0	0	0	0
	Cumberland	0	0	0	0	0
	Edgar	9	1	0	0	10
	Vermilion	6	0	0	0	6
5th Circuit Total		19	1	0	0	20

**Juvenile Investigations Report
(Calendar Year 2016)**

Circuit	County	Supplemental		Intake		Total
		Social History	Social Hist.	Screening	Other	
6th	Champaign	132	7	0	151	290
	DeWitt	5	0	0	0	5
	Douglas	0	0	0	0	0
	Macon	22	3	0	4	29
	Moultrie	0	0	0	0	0
	Piatt	1	0	0	0	1
6th Circuit Total		160	10	0	155	325
7th	Greene/Scott	0	0	0	0	0
	Jersey	5	0	54	0	59
	Macoupin	0	1	0	0	1
	Morgan	10	6	211	3	230
	Sangamon	64	0	778	1,025	1,867
7th Circuit Total		79	7	1,043	1,028	2,157
8th	Adams	54	19	0	0	73
	Brown	0	0	0	0	0
	Calhoun	0	0	0	0	0
	Cass	6	0	0	1	7
	Mason	2	2	0	13	17
	Menard	1	0	0	0	1
	Pike	13	0	0	0	13
	Schuyler	4	0	0	0	4
8th Circuit Total		80	21	0	14	115
9th	Fulton	4	0	66	40	110
	Hancock	2	0	26	14	42
	Henderson	1	0	9	5	15
	Knox	4	1	39	86	130
	McDonough	6	1	93	34	134
	Warren	1	0	20	25	46
9th Circuit Total		18	2	253	204	477
10th	Marshall	0	0	0	0	0
	Peoria	144	48	0	115	307
	Putnam	0	0	0	0	0
	Stark	1	0	0	0	1
	Tazewell	13	7	168	129	317
10th Circuit Total		158	55	168	244	625
11th	Ford	1	0	0	0	1
	Livingston	9	0	253	26	288
	Logan	5	0	0	0	5
	McLean	216	79	2,416	59	2,770
	Woodford	17	0	0	0	17
11th Circuit Total		248	79	2,669	85	3,081
12th	Will	10	1	588	3	602

**Juvenile Investigations Report
(Calendar Year 2016)**

Circuit	County	Supplemental		Intake		Total
		Social History	Social Hist.	Screening	Other	
13th	Bureau	8	0	25	0	33
	Grundy	0	0	31	1	32
	LaSalle	7	5	74	6	92
13th Circuit Total		15	5	130	7	157
14th	Henry	2	0	99	2	103
	Mercer	1	1	0	0	2
	Rock Island	67	29	130	311	537
	Whiteside	7	1	102	32	142
14th Circuit Total		77	31	331	345	784
15th	Carroll	3	0	0	0	3
	Jo Daviess	1	0	0	0	1
	Lee	0	0	87	3	90
	Ogle	3	0	0	47	50
	Stephenson	16	0	0	0	16
15th Circuit Total		23	0	87	50	160
16th	Kane	265	477	197	395	1,334
17th	Boone	2	0	143	0	145
	Winnebago	99	130	578	0	807
17th Circuit Total		101	130	721	0	952
18th	DuPage	222	3	35	382	642
19th	Lake	261	61	71	339	732
20th	Monroe	2	0	0	0	2
	Perry	2	0	0	0	2
	Randolph	11	1	0	0	12
	St. Clair	16	6	0	0	22
	Washington	0	0	0	0	0
20th Circuit Total		31	7	0	0	38
21st	Iroquois	2	0	32	27	61
	Kankakee	17	3	111	191	322
21st Circuit Total		19	3	143	218	383
22nd	McHenry	105	5	116	44	270
23rd	DeKalb	55	1	24	63	143
	Kendall	64	14	99	125	302
23rd Circuit Total		119	15	123	188	445
Cook	Juvenile	1,126	339	0	0	1,465
Statewide Total		3,203	1,256	7,025	3,758	15,242

Juvenile Risk Classification
(As of December 31, 2016)

Circuit	County	Maximum	Medium	Minimum	Unclassified	Total
1st	Alexander	1	1	1	1	4
	Jackson	3	12	31	8	54
	Johnson	1	2	10	7	20
	Massac	1	7	4	5	17
	Pope	1	2	0	0	3
	Pulaski	0	4	0	6	10
	Saline	4	26	2	4	36
	Union	0	10	6	2	18
	Williamson	0	13	30	2	45
	1st Circuit Total		11	77	84	35
2nd	Crawford	3	7	8	0	18
	Edwards	1	8	3	6	18
	Franklin	8	23	15	11	57
	Gallatin	0	0	3	0	3
	Hamilton	1	2	2	0	5
	Hardin	1	2	1	0	4
	Jefferson	20	6	1	10	37
	Lawrence	1	5	8	0	14
	Richland	5	10	7	9	31
	Wabash	0	2	6	0	8
	Wayne	0	0	1	11	12
	White	2	4	1	0	7
	2nd Circuit Total		42	69	56	47
3rd	Bond	2	7	3	4	16
	Madison	32	125	29	50	236
3rd Circuit Total		34	132	32	54	252
4th	Christian	9	12	9	0	30
	Clay	8	3	8	8	27
	Clinton	8	13	8	3	32
	Effingham	19	13	26	1	59
	Fayette	4	17	11	14	46
	Jasper	4	2	0	0	6
	Marion	9	12	10	30	61
	Montgomery	0	16	39	8	63
	Shelby	4	9	5	10	28
4th Circuit Total		65	97	116	74	352
5th	Clark	4	7	1	1	13
	Coles	10	20	7	21	58
	Cumberland	0	1	0	3	4
	Edgar	0	3	21	0	24
	Vermilion	7	48	35	0	90
5th Circuit Total		21	79	64	25	189
6th	Champaign	25	82	22	0	129
	DeWitt	4	3	0	18	25
	Douglas	3	8	5	2	18
	Macon	26	87	28	0	141
	Moultrie	0	4	6	5	15
	Piatt	1	4	10	3	18
6th Circuit Total		59	188	71	28	346

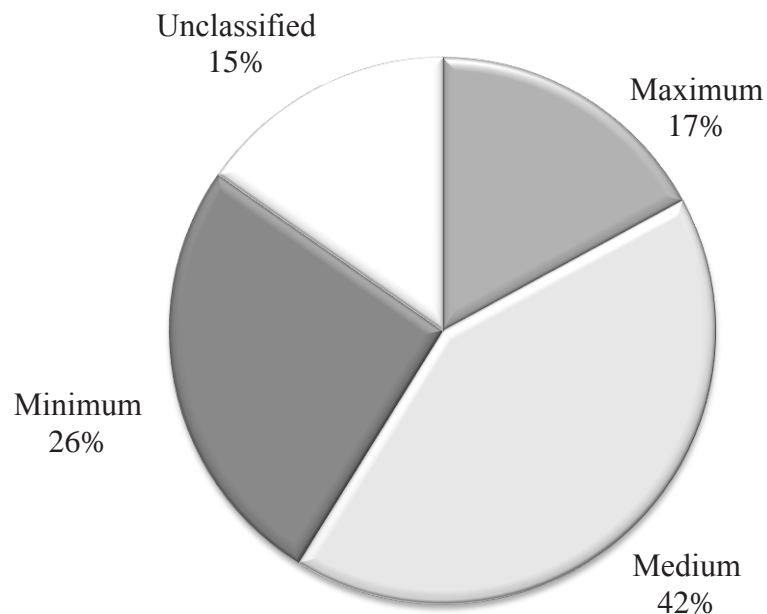
Juvenile Risk Classification
(As of December 31, 2016)

Circuit	County	Maximum	Medium	Minimum	Unclassified	Total
7th	Greene/Scott	3	3	2	12	20
	Jersey	3	7	12	17	39
	Macoupin	3	16	18	15	52
	Morgan	8	23	5	14	50
	Sangamon	57	93	15	50	215
7th Circuit Total		74	142	52	108	376
8th	Adams	14	20	13	11	58
	Brown	1	1	0	1	3
	Calhoun	0	0	2	0	2
	Cass	1	3	0	15	19
	Mason	3	5	10	5	23
	Menard	0	3	3	3	9
	Pike	4	5	6	55	70
	Schuyler	1	11	0	0	12
8th Circuit Total		24	48	34	90	196
9th	Fulton	3	12	26	2	43
	Hancock	3	4	7	1	15
	Henderson	2	1	1	3	7
	Knox	6	20	23	15	64
	McDonough	7	17	2	1	27
	Warren	1	4	13	1	19
9th Circuit Total		22	58	72	23	175
10th	Marshall	0	1	0	1	2
	Peoria	79	174	101	43	397
	Putnam	0	6	0	13	19
	Stark	1	2	1	0	4
	Tazewell	22	42	42	22	128
10th Circuit Total		102	225	144	79	550
11th	Ford	1	4	6	3	14
	Livingston	6	20	5	24	55
	Logan	2	9	18	11	40
	McLean	55	106	74	0	235
	Woodford	1	18	56	21	96
11th Circuit Total		65	157	159	59	440
12th	Will	60	148	132	0	340
13th	Bureau	4	14	5	5	28
	Grundy	11	17	5	10	43
	LaSalle	12	47	9	23	91
13th Circuit Total		27	78	19	38	162
14th	Henry	15	30	7	10	62
	Mercer	0	12	17	0	29
	Rock Island	39	52	37	19	147
	Whiteside	1	17	28	0	46
14th Circuit Total		55	111	89	29	284

Juvenile Risk Classification
(As of December 31, 2016)

Circuit	County	Maximum	Medium	Minimum	Unclassified	Total
15th	Carroll	6	2	6	3	17
	Jo Daviess	0	3	0	6	9
	Lee	4	9	5	1	19
	Ogle	2	22	21	9	54
	Stephenson	7	27	23	21	78
15th Circuit Total		19	63	55	40	177
16th	Kane	157	185	128	25	495
17th	Boone	15	30	23	0	68
	Winnebago	56	295	145	62	558
17th Circuit Total		71	325	168	62	626
18th	DuPage	89	141	39	62	331
19th	Lake	17	222	21	17	277
20th	Monroe	0	4	2	3	9
	Perry	0	2	0	10	12
	Randolph	2	8	5	1	16
	St. Clair	22	123	57	11	213
	Washington	0	1	3	6	10
20th Circuit Total		24	138	67	31	260
21st	Iroquois	8	38	6	5	57
	Kankakee	47	80	27	0	154
21st Circuit Total		55	118	33	5	211
22nd	McHenry	16	44	115	13	188
23rd	DeKalb	21	42	26	15	104
	Kendall	14	49	53	20	136
23rd Circuit Total		35	91	79	35	240
Cook	Juvenile	488	1,054	639	484	2,665
Statewide Total		1,632	3,990	2,468	1,463	9,553

Juvenile Risk Classification



**Juvenile Petitions Continued Under Supervision/Adjudications
(Calendar Year 2016)**

Circuit	County	Continued Under Supervision		Adjudication		Total
		Delinquency	Truancy	Delinquency	Truancy	
1st	Alexander	1	0	3	0	4
	Jackson	0	0	32	0	32
	Johnson	4	0	8	0	12
	Massac	1	0	5	0	6
	Pope	1	0	1	0	2
	Pulaski	0	0	8	0	8
	Saline	5	0	30	0	35
	Union	4	0	2	0	6
	Williamson	0	0	9	0	9
1st Circuit Total		16	0	98	0	114
2nd	Crawford	1	0	12	0	13
	Edwards	4	0	0	0	4
	Franklin	0	0	0	0	0
	Gallatin	1	0	1	0	2
	Hamilton	0	0	0	0	0
	Hardin	3	0	1	0	4
	Jefferson	0	0	17	0	17
	Lawrence	6	0	4	0	10
	Richland	5	0	8	0	13
	Wabash	16	0	12	0	28
	Wayne	9	0	1	0	10
	White	29	0	8	0	37
2nd Circuit Total		74	0	64	0	138
3rd	Bond	2	0	17	0	19
	Madison	156	0	81	0	237
3rd Circuit Total		158	0	98	0	256
4th	Christian	9	0	24	0	33
	Clay	2	0	8	0	10
	Clinton	19	0	25	0	44
	Effingham	22	0	31	0	53
	Fayette	4	0	9	0	13
	Jasper	0	0	0	0	0
	Marion	15	0	22	0	37
	Montgomery	5	0	27	0	32
	Shelby	12	0	6	0	18
4th Circuit Total		88	0	152	0	240
5th	Clark	5	0	15	0	20
	Coles	0	0	48	0	48
	Cumberland	3	0	2	0	5
	Edgar	6	0	14	0	20
	Vermilion	0	0	104	0	104
5th Circuit Total		14	0	183	0	197

**Juvenile Petitions Continued Under Supervision/Adjudications
(Calendar Year 2016)**

Circuit	County	Continued Under Supervision		Adjudication		Total
		Delinquency	Truancy	Delinquency	Truancy	
6th	Champaign	1	0	84	0	85
	DeWitt	0	0	20	0	20
	Douglas	9	0	1	0	10
	Macon	90	0	91	0	181
	Moultrie	3	0	7	0	10
	Piatt	0	0	5	0	5
6th Circuit Total		103	0	208	0	311
7th	Greene/Scott	0	0	7	0	7
	Jersey	33	0	12	0	45
	Macoupin	0	0	0	0	0
	Morgan	11	0	16	0	27
	Sangamon	24	0	77	0	101
7th Circuit Total		68	0	112	0	180
8th	Adams	9	0	43	0	52
	Brown	0	0	1	0	1
	Calhoun	1	0	0	0	1
	Cass	6	0	7	0	13
	Mason	1	0	12	0	13
	Menard	0	0	8	0	8
	Pike	30	0	29	0	59
	Schuyler	1	0	11	0	12
8th Circuit Total		48	0	111	0	159
9th	Fulton	17	0	12	0	29
	Hancock	6	0	7	0	13
	Henderson	1	0	2	0	3
	Knox	37	0	38	0	75
	McDonough	6	0	32	0	38
	Warren	8	0	8	0	16
9th Circuit Total		75	0	99	0	174
10th	Marshall	1	0	1	0	2
	Peoria	24	0	191	0	215
	Putnam	2	0	2	0	4
	Stark	2	0	1	0	3
	Tazewell	57	0	51	0	108
10th Circuit Total		86	0	246	0	332
11th	Ford	3	0	7	0	10
	Livingston	2	0	36	0	38
	Logan	11	0	14	0	25
	McLean	15	0	130	0	145
	Woodford	8	0	11	0	19
11th Circuit Total		39	0	198	0	237
12th	Will	40	0	210	0	250

**Juvenile Petitions Continued Under Supervision/Adjudications
(Calendar Year 2016)**

Circuit	County	Continued Under Supervision		Adjudication		Total
		Delinquency	Truancy	Delinquency	Truancy	
13th	Bureau	0	0	34	0	34
	Grundy	8	0	10	0	18
	LaSalle	24	0	0	0	24
13th Circuit Total		32	0	44	0	76
14th	Henry	0	0	24	0	24
	Mercer	3	0	7	0	10
	Rock Island	45	0	104	0	149
	Whiteside	0	0	35	0	35
14th Circuit Total		48	0	170	0	218
15th	Carroll	2	0	8	0	10
	Jo Daviess	0	0	8	0	8
	Lee	0	0	12	0	12
	Ogle	9	0	52	0	61
	Stephenson	0	0	33	0	33
15th Circuit Total		11	0	113	0	124
16th	Kane	98	0	147	0	245
17th	Boone	7	0	74	0	81
	Winnebago	55	0	160	0	215
17th Circuit Total		62	0	234	0	296
18th	DuPage	117	0	155	0	272
19th	Lake	0	0	408	0	408
20th	Monroe	27	0	17	0	44
	Perry	9	0	3	0	12
	Randolph	3	0	11	0	14
	St. Clair	67	0	75	0	142
	Washington	7	0	2	0	9
20th Circuit Total		113	0	108	0	221
21st	Iroquois	0	0	20	0	20
	Kankakee	21	0	130	0	151
21st Circuit Total		21	0	150	0	171
22nd	McHenry	51	0	76	0	127
23rd	DeKalb	14	2	88	1	105
	Kendall	70	9	101	2	182
23rd Circuit Total		84	11	189	3	287
Cook	Juvenile	Data Not Available				
Statewide Total		1,446	11	3,573	3	5,033

**Juvenile Programs Ordered
(Calendar Year 2016)**

Circuit	County			Alcohol	Youth	Mental	Other	Total
		Alcohol	Drug	& Drug	Services	Health		
1st	Alexander	0	0	0	0	0	0	0
	Jackson	0	0	0	4	1	89	94
	Johnson	0	0	0	0	0	0	0
	Massac	0	0	0	0	0	27	27
	Pope	0	0	0	0	2	0	2
	Pulaski	0	0	0	0	0	0	0
	Saline	0	0	0	0	0	0	0
	Union	0	0	1	0	0	32	33
	Williamson	0	0	0	0	1	12	13
1st Circuit Total		0	0	1	4	4	160	169
2nd	Crawford	0	0	0	0	1	1	2
	Edwards	1	0	0	0	0	0	1
	Franklin	0	0	34	0	6	1	41
	Gallatin	0	0	0	0	1	0	1
	Hamilton	0	0	0	0	0	0	0
	Hardin	0	0	0	0	1	0	1
	Jefferson	0	0	0	0	0	0	0
	Lawrence	5	0	0	1	4	4	14
	Richland	0	0	0	0	2	12	14
	Wabash	0	0	1	0	6	1	8
	Wayne	0	0	0	0	3	15	18
	White	0	0	0	0	1	0	1
	2nd Circuit Total		6	0	35	1	25	34
3rd	Bond	0	0	0	0	1	8	9
	Madison	0	21	26	2	55	182	286
	3rd Circuit Total		0	21	26	2	56	190
4th	Christian	0	1	2	0	6	72	81
	Clay	0	0	0	6	0	16	22
	Clinton	0	1	7	0	13	49	70
	Effingham	0	23	0	0	21	126	170
	Fayette	0	0	9	0	9	39	57
	Jasper	0	0	0	0	0	0	0
	Marion	0	0	75	0	30	185	290
	Montgomery	0	3	5	0	0	76	84
	Shelby	0	0	0	0	0	0	0
4th Circuit Total		0	28	98	6	79	563	774
5th	Clark	0	0	9	0	6	0	15
	Coles	0	0	4	0	25	41	70
	Cumberland	0	0	0	0	0	0	0
	Edgar	0	0	0	0	0	0	0
	Vermilion	0	0	0	0	0	0	0
5th Circuit Total		0	0	13	0	31	41	85

**Juvenile Programs Ordered
(Calendar Year 2016)**

Circuit	County	Alcohol	Drug	Alcohol & Drug	Youth Services	Mental Health	Other	Total
6th	Champaign	0	0	23	0	4	11	38
	DeWitt	0	0	4	0	0	11	15
	Douglas	0	0	0	0	0	17	17
	Macon	0	4	0	23	60	381	468
	Moultrie	0	0	1	0	1	9	11
	Piatt	0	0	0	0	2	3	5
6th Circuit Total		0	4	28	23	67	432	554
7th	Greene/Scott	0	0	0	0	0	0	0
	Jersey	2	7	4	0	7	2	22
	Macoupin	34	0	1	0	1	44	80
	Morgan	0	1	20	0	28	0	49
	Sangamon	2	6	19	9	21	36	93
7th Circuit Total		38	14	44	9	57	82	244
8th	Adams	0	1	30	0	41	51	123
	Brown	0	2	0	0	0	0	2
	Calhoun	0	0	0	0	0	1	1
	Cass	0	0	0	0	5	9	14
	Mason	0	12	2	0	4	9	27
	Menard	0	0	1	0	0	3	4
	Pike	0	1	10	0	18	0	29
	Schuyler	1	2	1	0	1	2	7
8th Circuit Total		1	18	44	0	69	75	207
9th	Fulton	0	0	28	0	12	28	68
	Hancock	0	0	4	0	3	15	22
	Henderson	0	0	1	0	2	10	13
	Knox	0	1	13	0	18	159	191
	McDonough	0	0	5	0	13	36	54
	Warren	0	0	6	0	8	30	44
9th Circuit Total		0	1	57	0	56	278	392
10th	Marshall	0	0	0	0	1	1	2
	Peoria	0	0	53	138	23	8	222
	Putnam	0	0	0	0	0	0	0
	Stark	0	0	0	0	1	0	1
	Tazewell	0	0	60	2	22	115	199
10th Circuit Total		0	0	113	140	47	124	424
11th	Ford	0	0	1	0	1	1	3
	Livingston	0	0	1	0	2	1	4
	Logan	0	0	8	0	4	28	40
	McLean	0	0	56	3	11	19	89
	Woodford	1	1	48	0	8	10	68
11th Circuit Total		1	1	114	3	26	59	204
12th	Will	1	87	30	3	71	421	613

**Juvenile Programs Ordered
(Calendar Year 2016)**

Circuit	County	Alcohol	Drug	Alcohol & Drug	Youth Services	Mental Health	Other	Total
13th	Bureau	0	1	11	0	11	14	37
	Grundy	1	2	6	0	8	66	83
	LaSalle	0	0	1	0	3	0	4
13th Circuit Total		1	3	18	0	22	80	124
14th	Henry	0	0	4	0	4	107	115
	Mercer	1	0	2	0	2	20	25
	Rock Island	2	23	52	20	108	228	433
	Whiteside	0	0	9	0	5	19	33
14th Circuit Total		3	23	67	20	119	374	606
15th	Carroll	0	3	0	0	1	4	8
	Jo Daviess	0	1	3	0	4	11	19
	Lee	0	0	4	0	3	4	11
	Ogle	0	11	18	0	23	326	378
	Stephenson	0	7	10	0	7	33	57
15th Circuit Total		0	22	35	0	38	378	473
16th	Kane	0	5	104	4	44	61	218
17th	Boone	0	0	19	0	13	1	33
	Winnebago	0	0	274	5	115	45	439
17th Circuit Total		0	0	293	5	128	46	472
18th	DuPage	0	2	0	0	2	37	41
19th	Lake	0	0	167	0	213	427	807
20th	Monroe	0	0	0	1	1	11	13
	Perry	0	0	0	0	1	7	8
	Randolph	0	0	6	6	4	14	30
	St. Clair	1	0	88	4	35	0	128
	Washington	0	0	0	0	0	8	8
20th Circuit Total		1	0	94	11	41	40	187
21st	Iroquois	1	7	2	0	7	4	21
	Kankakee	0	0	0	0	0	0	0
21st Circuit Total		1	7	2	0	7	4	21
22nd	McHenry	7	18	3	0	12	0	40
23rd	DeKalb	1	1	45	1	59	301	408
	Kendall	1	4	68	0	62	325	460
23rd Circuit Total		2	5	113	1	121	626	868
Cook	Juvenile	5	72	50	108	192	1,516	1,943
Statewide Total		67	331	1,549	340	1,527	6,048	9,862

**Juvenile Placements
(Calendar Year 2016)**

Circuit	County	Placed in Foster Home		Placed in Group Home		Placed in Treatment		Placed with Relative		Total
		In State	Out of State	In State	Out of State	In State	Out of State	In State	Out of State	
1st	Alexander	0	0	0	0	0	0	0	0	0
	Jackson	0	0	0	0	0	0	0	0	0
	Johnson	0	0	0	0	0	0	0	0	0
	Massac	0	0	0	0	0	0	0	0	0
	Pope	0	0	0	0	0	0	0	0	0
	Pulaski	0	0	0	0	0	0	0	0	0
	Saline	0	0	0	0	0	0	0	0	0
	Union	0	0	0	0	0	1	0	0	1
	Williamson	0	0	0	0	0	0	0	0	0
1st Circuit Total		0	0	0	0	0	1	0	0	1
2nd	Crawford	0	0	0	0	1	0	0	0	1
	Edwards	0	0	0	0	0	0	0	0	0
	Franklin	0	0	0	0	8	0	0	0	8
	Gallatin	0	0	0	0	0	0	0	0	0
	Hamilton	0	0	0	0	0	0	0	0	0
	Hardin	0	0	0	0	0	0	0	0	0
	Jefferson	0	0	0	0	0	0	0	0	0
	Lawrence	0	1	1	0	14	0	1	0	17
	Richland	0	0	7	0	8	0	0	0	15
	Wabash	0	0	0	0	4	0	0	0	4
	Wayne	0	0	0	0	0	0	0	0	0
	White	0	0	0	0	0	0	0	0	0
2nd Circuit Total		0	1	8	0	35	0	1	0	45
3rd	Bond	0	0	0	0	0	0	1	0	1
	Madison	3	0	5	0	4	0	1	0	13
3rd Circuit Total		3	0	5	0	4	0	2	0	14
4th	Christian	1	0	1	0	0	0	0	0	2
	Clay	0	0	0	0	0	0	0	0	0
	Clinton	1	0	0	0	0	0	2	0	3
	Effingham	0	0	0	0	0	0	0	0	0
	Fayette	0	0	0	0	1	0	0	0	1
	Jasper	0	0	0	0	0	0	0	0	0
	Marion	0	0	0	0	0	0	0	0	0
	Montgomery	0	0	0	0	0	0	0	0	0
	Shelby	0	0	0	0	0	0	0	0	0
4th Circuit Total		2	0	1	0	1	0	2	0	6
5th	Clark	0	0	0	0	3	0	0	0	3
	Coles	0	0	0	0	0	0	0	0	0
	Cumberland	0	0	0	0	0	0	0	0	0
	Edgar	0	0	0	0	0	0	0	0	0
	Vermilion	0	0	0	0	0	0	0	0	0
5th Circuit Total		0	0	0	0	3	0	0	0	3

**Juvenile Placements
(Calendar Year 2016)**

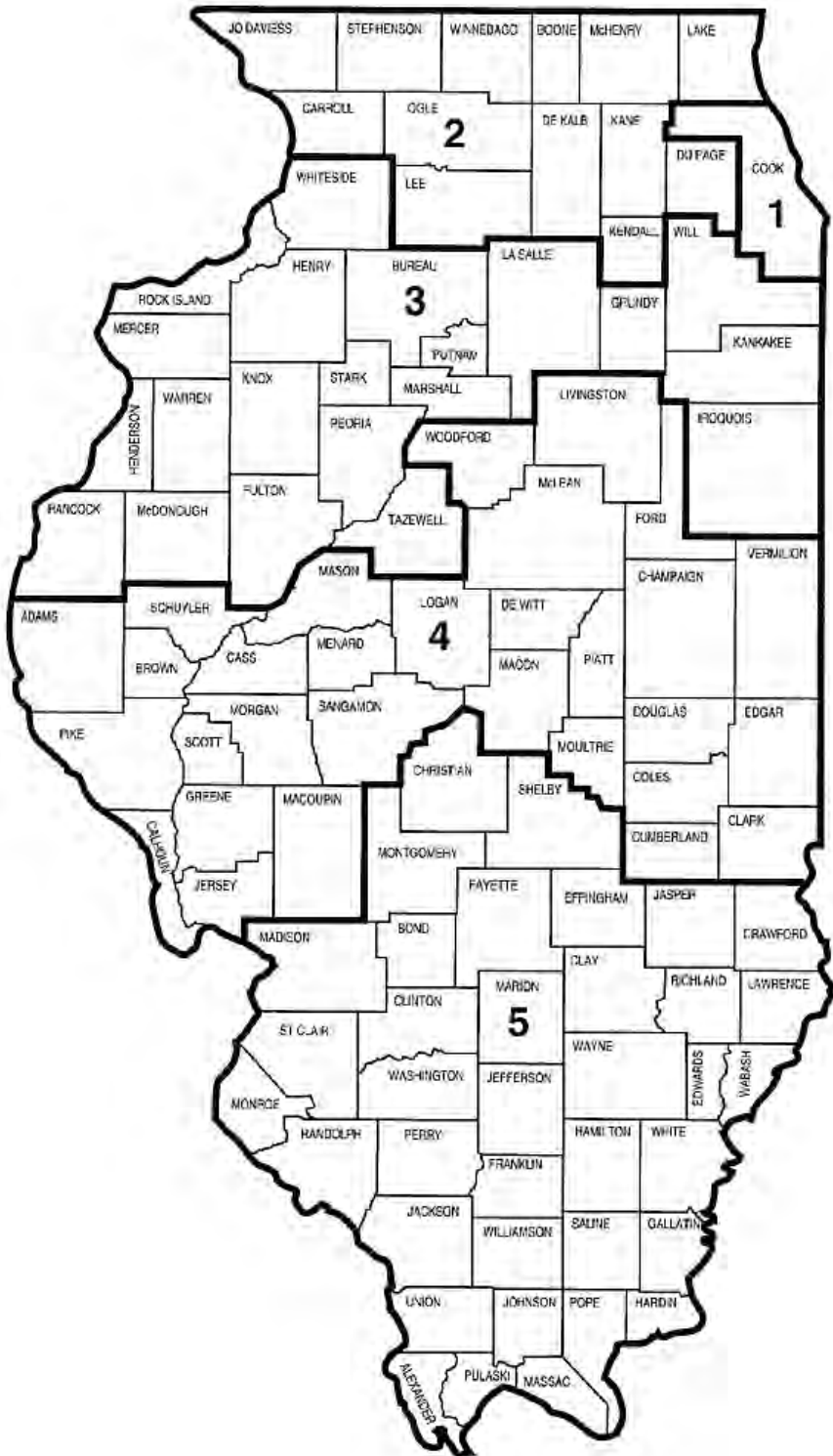
Circuit	County	Placed in Foster Home		Placed in Group Home		Placed in Treatment		Placed with Relative		Total
		In State	Out of State	In State	Out of State	In State	Out of State	In State	Out of State	
6th	Champaign	0	0	10	0	6	1	0	0	17
	DeWitt	0	0	0	0	0	0	0	0	0
	Douglas	0	0	0	0	0	0	0	0	0
	Macon	6	0	1	0	3	0	1	0	11
	Moultrie	0	0	0	0	0	0	0	0	0
	Piatt	0	0	0	0	0	0	0	0	0
6th Circuit Total		6	0	11	0	9	1	1	0	28
7th	Greene/Scott	0	0	0	0	0	0	0	0	0
	Jersey	0	0	1	0	3	0	3	0	7
	Macoupin	0	0	0	0	0	0	0	0	0
	Morgan	0	0	0	0	1	0	0	0	1
	Sangamon	4	0	0	0	0	0	2	0	6
7th Circuit Total		4	0	1	0	4	0	5	0	14
8th	Adams	0	0	0	0	0	0	0	0	0
	Brown	0	0	0	0	0	0	0	0	0
	Calhoun	0	0	0	0	0	0	0	0	0
	Cass	0	0	0	0	1	0	0	0	1
	Mason	0	0	0	0	0	0	0	0	0
	Menard	0	0	0	0	0	0	0	0	0
	Pike	0	0	0	0	0	0	0	0	0
	Schuyler	0	0	0	0	0	0	0	0	0
8th Circuit Total		0	0	0	0	1	0	0	0	1
9th	Fulton	0	0	0	0	4	0	0	0	4
	Hancock	0	0	0	0	0	0	0	0	0
	Henderson	0	0	0	0	0	0	0	0	0
	Knox	0	0	0	0	2	0	0	0	2
	McDonough	0	0	1	0	3	0	0	0	4
	Warren	0	0	0	0	0	0	0	0	0
9th Circuit Total		0	0	1	0	9	0	0	0	10
10th	Marshall	0	0	0	0	0	0	0	0	0
	Peoria	0	0	0	0	7	0	0	0	7
	Putnam	0	0	0	0	0	0	0	0	0
	Stark	0	0	0	0	0	0	0	0	0
	Tazewell	0	0	0	0	1	0	0	0	1
10th Circuit Total		0	0	0	0	8	0	0	0	8
11th	Ford	0	0	0	0	1	0	0	0	1
	Livingston	2	0	0	0	1	0	0	0	3
	Logan	0	0	1	0	0	0	0	0	1
	McLean	0	0	0	0	24	0	0	0	24
	Woodford	0	0	0	0	0	0	0	0	0
11th Circuit Total		2	0	1	0	26	0	0	0	29
12th	Will	4	0	2	0	3	0	24	0	33

**Juvenile Placements
(Calendar Year 2016)**

Circuit	County	Placed in Foster Home		Placed in Group Home		Placed in Treatment		Placed with Relative		Total
		In State	Out of State	In State	Out of State	In State	Out of State	In State	Out of State	
13th	Bureau	0	0	0	0	0	0	0	0	0
	Grundy	0	0	0	0	12	0	0	0	12
	LaSalle	0	0	1	0	9	0	0	0	10
13th Circuit Total		0	0	1	0	21	0	0	0	22
14th	Henry	0	0	0	0	1	0	0	0	1
	Mercer	0	0	0	0	0	0	1	1	2
	Rock Island	1	0	0	0	25	3	0	0	29
	Whiteside	0	0	0	0	0	0	0	0	0
14th Circuit Total		1	0	0	0	26	3	1	1	32
15th	Carroll	0	0	0	0	2	0	0	0	2
	Jo Daviess	0	0	0	0	0	0	0	0	0
	Lee	0	0	0	0	1	0	0	0	1
	Ogle	0	0	0	0	5	0	0	0	5
	Stephenson	0	0	1	0	3	0	0	0	4
15th Circuit Total		0	0	1	0	11	0	0	0	12
16th	Kane	0	0	0	0	2	4	0	0	6
17th	Boone	0	0	2	0	14	0	0	0	16
	Winnebago	3	0	13	0	37	1	0	0	54
17th Circuit Total		3	0	15	0	51	1	0	0	70
18th	DuPage	0	0	0	0	1	0	1	0	2
19th	Lake	2	0	18	0	75	2	5	0	102
20th	Monroe	0	0	0	0	0	0	2	0	2
	Perry	0	0	0	0	0	0	0	0	0
	Randolph	0	0	0	0	0	0	1	0	1
	St. Clair	0	0	0	0	1	0	0	0	1
	Washington	0	0	1	0	0	0	0	0	1
20th Circuit Total		0	0	1	0	1	0	3	0	5
21st	Iroquois	0	0	0	0	4	0	1	0	5
	Kankakee	1	0	2	0	2	0	0	0	5
21st Circuit Total		1	0	2	0	6	0	1	0	10
22nd	McHenry	0	0	0	0	1	0	0	0	1
23rd	DeKalb	0	0	0	0	1	0	2	0	3
	Kendall	0	0	0	0	3	0	0	0	3
23rd Circuit Total		0	0	0	0	4	0	2	0	6
Cook	Juvenile	23	1	19	4	115	2	19	22	205
Statewide Total		51	2	87	4	417	14	67	23	665

**APPELLATE COURT
OF ILLINOIS**

**MAP OF APPELLATE AND SUPREME COURT
JUDICIAL DISTRICTS
AND
DIRECTORY OF APPELLATE CLERKS**



**Appellate Court
Directory**

First District
160 North LaSalle Street
Room S 1400
Chicago (60601)
(312) 793-5484
Steven M. Ravid, Clerk

Second District
55 Symphony Way
Elgin (60120)
(847) 695-3750
Robert J. Mangan, Clerk

Third District
1004 Columbus Street
Ottawa (61350)
(815) 434-5050
Barbara Trumbo, Clerk

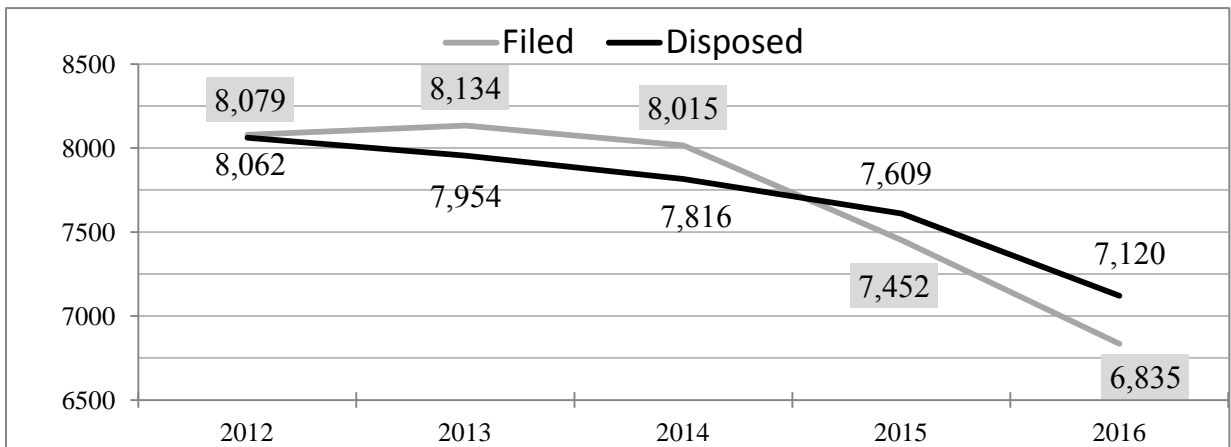
Fourth District
Waterways Building
201 W. Monroe Street
Springfield (62794)
(217) 782-2586
Carla Bender, Clerk

Fifth District
14th & Main Streets
Mt. Vernon (62864)
(618) 242-3120
John J. Flood, Clerk

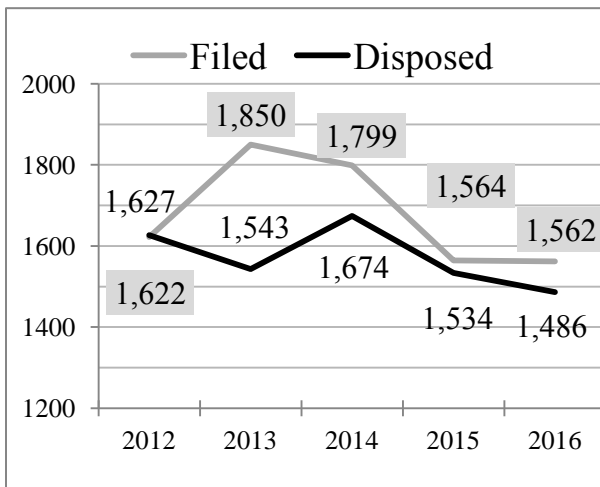
**GRAPHICAL PRESENTATION
OF
FIVE-YEAR TRENDS
--
TOTAL CASELOAD AND CASELOAD
BY
DISTRICT**

APPELLATE COURT OF ILLINOIS FIVE-YEAR TRENDS

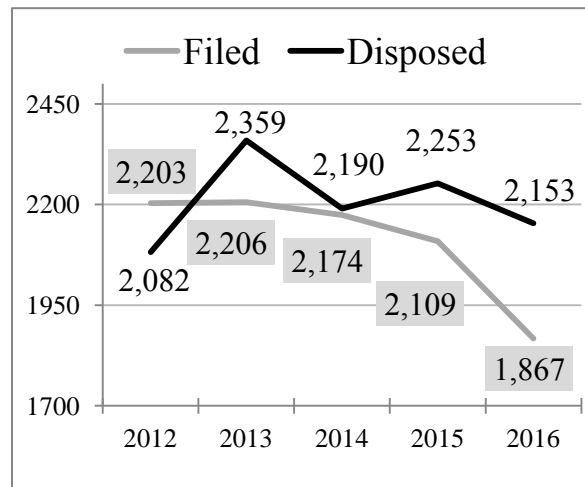
Total Caseload*



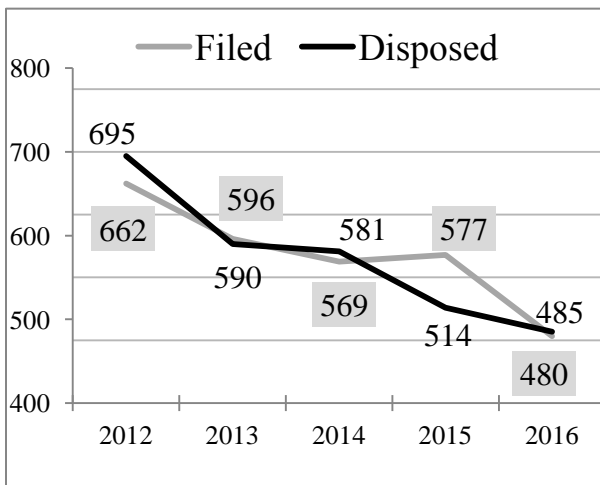
First District – Criminal Cases



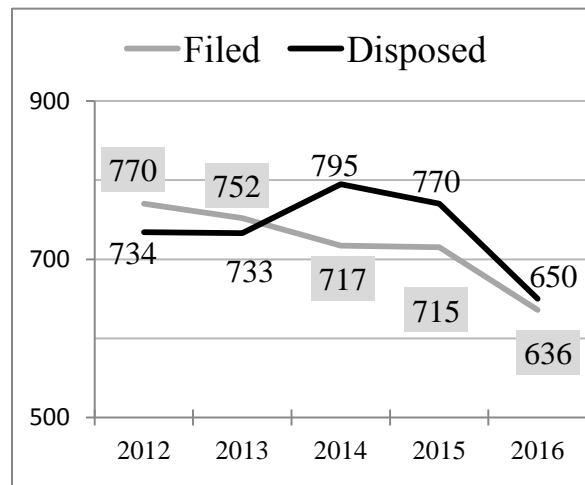
First District – Civil Cases*



Second District – Criminal Cases

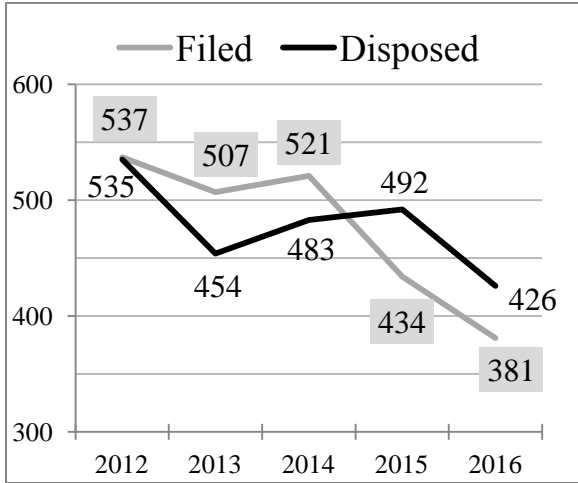


Second District – Civil Cases*

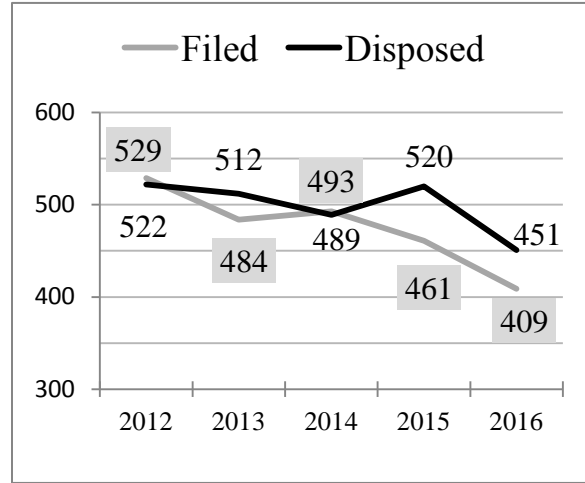


*Totals include Industrial Commission Division Cases.

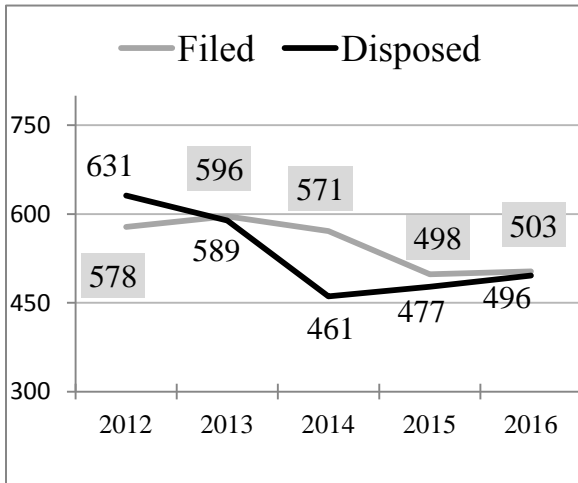
Third District – Criminal Cases



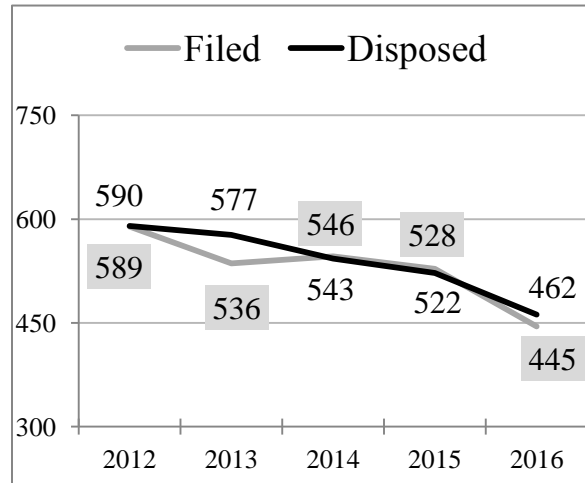
Third District – Civil Cases*



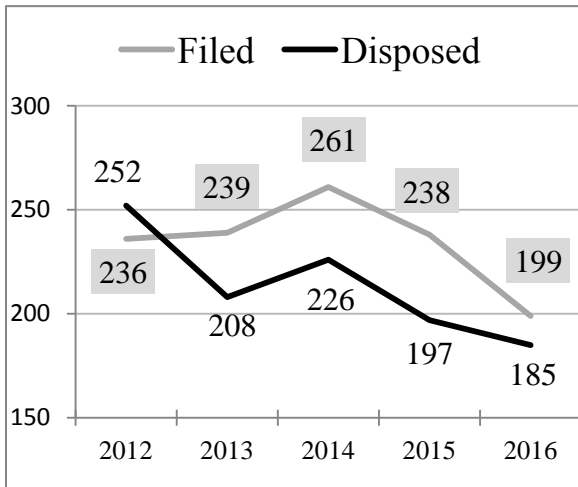
Fourth District – Criminal Cases



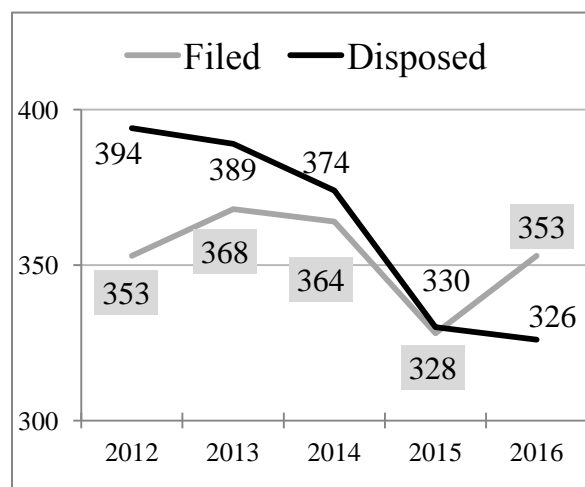
Fourth District – Civil Cases*



Fifth District – Criminal Cases



Fifth District – Civil Cases*



*Totals include Industrial Commission Division Cases.

CASELOAD AND STATISTICAL RECORDS

**CASELOAD SUMMARY BY DISTRICT
APPELLATE COURT OF ILLINOIS
CALENDAR YEAR 2016**

Appellate District	Type of Case	Number of Cases Pending January 1, 2016	Number of Cases Filed During 2016	Number of Cases Reinstated	Number of Cases Disposed	Number of Cases Disposed by Majority Opinion	Number of Cases Disposed By Rule 23 Order	Number of Cases Disposed By Summary Order	Number of Cases Disposed Without Opinion, R23 or Sum. Ord.	Number of Cases Pending December 31, 2016	Inventory Increase\ Decrease
First	Civil	2,027 (55) *	1,811 (56)	143 (1)	2,079 (74)	261 (12)	649 (45)	133 (1)	1,036 (16)	1,902 (38)	-125
	Criminal .	3,225	1,562	44	1,486	155	759	295	277	3,345	120
Second . . .	Civil	508 (15)	623 (13)	29	636 (14)	73	245 (9)	92	226 (5)	524 (14)	16
	Criminal .	776	480	12	485	45	182	89	169	783	7
Third	Civil	271 (23)	399 (10)	2	427 (24)	69 (3)	175 (16)	21	162 (5)	245 (9)	-26
	Criminal .	540	381	7	426	65	182	24	155	502	-38
Fourth . . . #	Civil	294 (18)	422 (23)	2	442 (20)	42 (4)	238 (14)	18	144 (2)	278 (21)	-16
	Criminal .	748	503	7	496	48	199	29	220	763	15
Fifth	Civil	272 (17)	331 (22)	6	306 (20)	34	143 (15)	8	121 (5)	303 (19)	31
	Criminal .	428	199	1	185	14	84	31	56	443	15
TOTALS .	Civil	3,372 (128)	3,586 (124)	182 (1)	3,890 (152)	479 (19)	1,450 (99)	272 (1)	1,689 (33)	3,252 (101)	-120
	Criminal .	5,717	3,125	71	3,078	327	1,406	468	877	5,836	119

* Numbers in parentheses refer to Illinois Workers' Compensation Commission cases which are not included in the Civil totals.

Due to reporting software computations; there are small variances in the number of cases pending on January 1, 2016 when compared to the number of cases pending on December 31, 2015, as well as, minor reconciliation differences in the number of cases pending on December 31, 2016.

**CASE DISPOSITIONS BY DISTRICT
APPELLATE COURT OF ILLINOIS
CALENDAR YEAR 2016**

		METHOD OF DISPOSITION																								
Appellate District	Type of Case	Affirmed			Reversed			Affirmed in Part and/or Reversed in Part			Reversed and Remanded			Modified			Vacated and/or Remanded			Dismissed			Disposed of w/o Opinion R23 or Sum. Ord.	Total Cases Disposed		
		Opinion	Rule 23	Sum. Order	Opinion	Rule 23	Sum. Order	Opinion	Rule 23	Sum. Order	Opinion	Rule 23	Sum. Order	Opinion	Rule 23	Sum. Order	Opinion	Rule 23	Sum. Order	Opinion	Rule 23	Sum. Order				
First	Civil	151 (5) *	482 (14)	110 (1)	9 (3)	21 (4)	0	39 (1)	59 (21)	1	36 (2)	38 (1)	2	0	0	0	17 (1)	12 (4)	0	9	37 (1)	20	1,036 (16)	2,079 (74)		
	Criminal ..	88	574	250	7	15	0	27	76	9	23	52	5	0	0	0	6	25	10	4	17	21	277	1,486		
Second	Civil	51	189 (2)	65	4	9 (1)	1	8	23 (4)	1	6	14	1	0	0	0	4	5 (1)	2	0	5 (1)	22	224 (5)	634 (14)		
	Criminal ..	20	128	79	2	3	0	8	19	1	9	24	1	0	0	0	6	7	2	0	1	6	169	485		
Third	Civil	40 (2)	142 (10)	16	3	7 (1)	1	10 (1)	13 (2)	1	15	4 (2)	0	0	0	0	1	0 (1)	0	0	9	3	162 (5)	427 (24)		
	Criminal ..	26	127	12	0	4	0	12	19	1	21	20	2	0	0	0	4	12	7	2	0	2	155	426		
Fourth	Civil	18 (2)	196 (9)	6	5	10 (1)	1	3	10 (2)	0	11 (1)	14 (2)	0	0	0	0	4	2	2	1 (1)	6	9	144 (2)	442 (20)		
	Criminal ..	20	143	13	0	2	0	15	30	7	9	16	1	0	0	0	4	4	8	0	4	0	220	496		
Fifth	Civil	8	96 (4)	4	3	3 (1)	0	6	13 (6)	0	14	16	1	1	3	0	1	8 (4)	1	1	4	2	121 (5)	306 (20)		
	Criminal ..	7	57	2	0	1	0	2	4	0	4	16	2	0	0	5	1	5	17	0	1	5	56	185		
TOTALS	Civil	268 (9)	1,105 (39)	201 (1)	24 (3)	50 (8)	3	66 (2)	118 (35)	3	82 (3)	86 (5)	4	1	3	0	27 (1)	27 (10)	5	11 (1)	61 (2)	56	1,687 (33)	3,888 (152)		
	Criminal ..	161	1,029	356	9	25	0	64	148	18	66	128	11	0	0	5	21	53	44	6	23	34	877	3,078		

* Numbers in parentheses refer to Illinois Workers' Compensation Commission cases which are not included in the Civil totals.

**METHOD OF CASE DISPOSITION
APPELLATE COURT OF ILLINOIS
CALENDAR YEAR 2016**

METHOD OF DISPOSITION WITHOUT OPINION OR ORDER																
Appellate District	Type of Case	Dismissed			Dismissed on Court's Motion			Leave to Appeal Denied (a) **	Motion for Leave to File Late Notice of Appeal Denied (b)	Remanded With Direction For Further Proceeding	Dismissed in the Trial Court	Bail Order Entered	Confession of Error	Transferred to Proper Court	Other Dispositions	Total Cases Disposed of Without Opinion Or Order
		Motion of Appellant	Motion of Appellee	Stipulation of Parties	Failure to Comply With Rules/Orders	Lack of Jurisdiction No Final Appealable Order	Other									
First	Civil	182 (7)*	117	14	558 (4)	36 (1)	6	37	8 (1)	0	30	0	0	2	46 (3)	1,036 (16)
	Criminal . .	113	1	0	38	4	2	0	37	1	1	4	0	2	74	277
Second	Civil	57 (4)	17	2	117	19 (1)	2	1	0	0	6	0	1	0	2	224 (5)
	Criminal . .	56	5	0	42	11	4	0	2	2	3	1	6	0	37	169
Third	Civil	38 (3)	16	6 (1)	80 (1)	0	3	3	8	0	8	0	0	0	0	162 (5)
	Criminal . .	71	2	0	18	11	4	0	8	12	4	2	21	0	2	155
Fourth	Civil	33 (2)	12	0	76	13	2	4	1	0	2	0	0	0	1	144 (2)
	Criminal . .	123	1	0	20	1	0	0	0	61	11	0	0	0	3	220
Fifth	Civil	24 (3)	2	1	60	13 (1)	4	9 (1)	3	0	5	0	0	0	0	121 (5)
	Criminal . .	27	0	0	11	12	0	0	2	0	3	1	0	0	0	56
TOTALS	Civil	334 (19)	164	23 (1)	891 (5)	81 (3)	17	54 (1)	20 (1)	0	51	0	1	2	49 (3)	1,687 (33)
	Criminal . .	390	9	0	129	39	10	0	49	76	22	8	27	2	116	877

* Numbers in parentheses refer to Illinois Workers' Compensation Commission cases which are not included in the Civil totals.

** S.C.Rule 306/308

(a) Includes Denial of Permissive Interlocutory

(b) Includes Denial of Motion to File Late Record

**TIME LAPSE: CASE FILING TO DISPOSITION
APPELLATE COURT OF ILLINOIS
CALENDAR YEAR 2016**

Appellate District	Type of Case	TIME LAPSE BETWEEN CASE FILING AND DISPOSITION						Total Cases Disposed
		Under 6 Months	6 to 12 Months	1 to 1-1/2 Years	1-1/2 to 2 Years	2 to 3 Years	Over 3 Years	
First	Civil	674 (10) *	756 (26)	405 (36)	143 (1)	85 (1)	16	2,079 (74)
	Criminal . .	106	80	170	470	584	76	1,486
Second	Civil	248 (3)	304 (8)	63 (3)	11	8	2	636 (14)
	Criminal . .	87	76	66	136	117	3	485
Third	Civil	185 (2)	131 (10)	68 (11)	28 (1)	15	0	427 (24)
	Criminal . .	73	43	35	145	118	12	426
Fourth	Civil	237 (2)	155 (9)	44 (9)	4	0	2	442 (20)
	Criminal . .	102	74	38	157	119	6	496
Fifth	Civil	110 (5)	115 (6)	40 (6)	21 (3)	12	8	306 (20)
	Criminal . .	36	13	12	37	61	26	185
TOTALS	Civil	1,454 (22)	1,461 (59)	620 (65)	207 (5)	120 (1)	28	3,890 (152)
	Criminal . .	404	286	321	945	999	123	3,078
GRAND TOTAL		1,858 (22)	1,747 (59)	941 (65)	1,152 (5)	1,119 (1)	151	6,968 (152)

* Numbers in parentheses refer to Illinois Workers' Compensation Commission cases which are not included in the Civil totals.

**TIME LAPSE: BRIEF FILING TO DISPOSITION
APPELLATE COURT OF ILLINOIS
CALENDAR YEAR 2016**

Appellate District	Type of Case	TIME LAPSE BETWEEN BRIEF FILING AND DISPOSITION						Total Cases Disposed
		Under 6 Months	6 to 12 Months	1 to 1-1/2 Years	1-1/2 to 2 Years	2 to 3 Years	Over 3 Years	
First	Civil	615 (15) *	268 (45)	74 (2)	13	10	1	981 (62)
	Criminal . .	599	310	23	13	4	3	952
Second	Civil	331 (5)	54 (7)	5	2	1	0	393 (12)
	Criminal . .	231	23	6	4	0	0	264
Third	Civil	125 (3)	82 (18)	22 (1)	8	0	0	237 (22)
	Criminal . .	143	61	15	4	5	0	228
Fourth	Civil	236 (4)	42 (10)	0 (1)	0	0	1	279 (15)
	Criminal . .	212	33	3	3	2	0	253
Fifth	Civil	121 (4)	55 (10)	17 (2)	3	2	2	200 (16)
	Criminal . .	62	31	5	1	0	0	99
TOTALS	Civil	1,428 (31)	501 (90)	118 (6)	26	13	4	2,090 (127)
	Criminal . .	1,247	458	52	25	11	3	1,796
GRAND TOTAL		2,675 (31)	959 (90)	170 (6)	51	24	7	3,886 (127)

* Numbers in parentheses refer to IllinoisWorkers' Compensation Commission cases which are not included in the Civil totals.

**OPINIONS AND RULE 23 ORDERS
APPELLATE COURT OF ILLINOIS
CALENDAR YEAR 2016**

Appellate District	OPINIONS						Rule 23 Orders	Summary Orders
	Majority	Per Curiam	Specially Concurring	Dissenting	Supplemental	Total Opinions		
First	394 (12)*	0	32 (1)	31 (1)	0	457 (14)	1,397 38 Sp. Conc. 29 Dissent (3) (49)	428 (1)
Second	107	0	3	5	0	115	400 10 Sp. Conc. 7 Dissent (10)	166
Third	122 (3)	0	24 (2)	29	1	176 (5)	313 16 Sp. Conc.(1) 32 Dissent (16)	37
Fourth	83 (4)	0	7	5	0	95 (4)	371 6 Sp. Conc. 8 Dissent (2) (11)	37
Fifth	48	0	1	4	0	53	221 6 Sp. Conc. 5 Dissent (15)	38
TOTALS	754 (19)	0	67 (3)	74 (1)	1	896 (23)	2,702 76 Sp. Conc.(1) 81 Dissent (5) (101)	706 (1)

* Numbers in parentheses refer to Illinois Workers' Compensation Commission cases which are not included in the Civil totals.

**SUPREME COURT
OF ILLINOIS**

**CASELOAD AND STATISTICAL
RECORDS**

--

**FIVE-YEAR TRENDS AND
2016 DATA**

SUPREME COURT CASELOAD AND STATISTICAL RECORDS CASE FILINGS AND DISPOSITIONS

A summary of case filings and dispositions in the Supreme Court of Illinois for the period 2012 through 2016 is presented in Table 1.

During 2016, filings in the Supreme Court totaled 2,244; 158 fewer cases than the 2,402 cases filed in 2015. The Supreme Court disposed of a total of 2,379 cases in 2016; 64 fewer cases than the 2,443 disposed of in 2015.

In 2016 there were 1,450 cases filed on the general docket, which is the predominant docket, a decrease of 86 cases, or 5.9 percent from 2015 general docket filings.

A total of 628 miscellaneous record cases were filed in 2016, 88 fewer cases than filed in 2015. The miscellaneous record consists primarily of attorney matters. In 2016, approximately 450 name-change (on roll of attorneys) petitions and 6 motions for restoration to active status on the roll of attorneys (under Rule 759) were filed. Disciplinary matters account for 116 cases, and the remaining 56 cases consist of bar admission motions, petitions concerning professional service corporations etc. under Rule 721, and various administrative matters.

In 2016, 166 miscellaneous docket cases were filed, a 18-case increase from 2015. This docket consists of conviction-related cases filed by *pro se* prisoners. Typically, a matter is placed on the miscellaneous docket, as opposed to the general docket, when papers do not conform to the Supreme Court Rules in one or more respects. This docket provides a forum for the incarcerated *pro se* litigant without compromising standard filing requirements.

Petitions for Leave to Appeal

In 2016, 1,361 petitions were filed, a decrease of 73 cases from the 2015 filings on the leave to appeal docket, as represented in Table 2a. As in the prior 4 years, approximately twice as many petitions were filed in people cases than in civil cases. The Supreme Court allowed 62 petitions (23 people/39 civil), or 4.0 percent of the petitions acted upon in 2016. As indicated in Table 2b, 6 more petitions were allowed in 2016 than in 2015. The 5-year average of petitions allowed is 65.

Mandatory Appeals

In 2016, 2 direct appeals were filed by right from judgments of the circuit court in people's cases under Rule 603 and 2 direct appeals were docketed in civil cases, a decrease of 4 direct appeals than in 2015.

In 2016, there were 2 certificates of importance from the appellate court filed pursuant to Rule 316, for a total of 8 cases in the 5-year reporting period.

Other Activity

In 2016, the Supreme Court filed 63 opinions, disposing of 74 cases (Table 6). This figure does not include separate dissenting or concurring opinions, which numbered approximately 23.

There were 18 petitions for rehearing filed in decided cases (See Table 7), allowing none; entertained oral argument in 51 cases (Table 5); and considered approximately 1,231 motions on the general docket alone, including 66 original action motions under Rules 381, 382, and 383 (Table 1).

Attorney disciplinary activity (Table 8) in 2016 was concentrated on the miscellaneous record where the Court disciplined 104 attorneys by order and suspended 12 attorneys on an interim basis by order. Three (3) petitions for reinstatement to the roll of attorneys pursuant to Supreme Court Rule 767 were presented to the Court in 2016: 1 allowed with conditions, 1 was denied, and 1 was withdrawn.

In 2016, the Court adopted 7 new Supreme Court rules: Rules 585, 586, 587, 588, 589 and 590, adopted on September 1, 2016; and Rule 943, adopted on October 6, 2016.

In 2016, the Court amended thirty-two (32) Supreme Court Rules: Rule 12, amended October 6, 2016; Rule 92, amended December 5, 2016; Rules 304 and 306, amended March 8, 2016; Rule 307, amended October 6, 2016; Rules 310.1, 311 and 312, amended March 8, 2016; Rule 315, amended March 15, 2016; Rule 324, amended October 6, 2016; Rule 367, amended March 8, 2016 and August 15, 2016; Rule 373, amended October 6, 2016; Rule 604, amended March 8, 2016; Rule 702, amended November 18, 2016; Rule 706, amended May 26, 2016; Rule 711, amended June 8, 2016; Rule 753, amended March 18, 2016; Rule 756, amended April 1, 2016 and June 15, 2016; Rule 795, amended November 18, 2016; Rules 900, 901, 902, 903, 905, 906, 907, 908, 921, 922, 923, and 924, amended March 8, 2016; and Rule 941, amended October 6, 2016.

In 2016, Article V of the Supreme Court Rules was amended on September 1, 2016.

In 2016, pursuant to Supreme Court Rule 3, the Supreme Court Rules Committee forwarded eight (8) matters to the Clerk of the Supreme Court to be filed on the Proposed Rule Docket, which consists of rule proposals and amendments under consideration by the Supreme Court or its committees. In 2016, eight (8) matters on the Proposed Rule Docket were closed.

The Supreme Court, which is responsible for regulating the practice of law in the state, licensed 2,217 attorneys in 2016, a decrease of 308 from the 2,525 licenses awarded in 2015. During the past 5 years, 13,921 lawyers were licensed, an average of 2,784 per year, which is a decrease of 142 from the 5-year average reported in 2015.

Respecting limited licensure, in 2016 the Court admitted 60 House Counsel (Rule 716), one (1) Legal Service Program attorney (Rule 717) and 2 Foreign Legal Consultants (Rule 712). The Court also licensed two (2) Military spouses in 2016.

In 2016, approximately 3,947 firms were registered with the Court pursuant to Supreme Court Rule 721 to engage in the practice of law as a professional service corporation, professional association, limited liability company or limited liability partnership. Approximately 64 percent of these firms also provided evidence of minimum insurance or proof of financial responsibility pursuant to Rule 722 (limited liability legal practice).

Table 1
Summary of Case Filings and Final Dispositions
Supreme Court of Illinois
2012 - 2016

Filings	Grand Total	Total General Docket	Direct Appeals by Right	Certificates of Importance	Direct Appeals by Permission	Petitions for Leave to Appeal	Original Action Motions	Attorney		Total Misc. Record	Total Misc. Docket
								Disc. Cases on General Docket	Other General Docket		
			(a)	(b)	(c)	(d)	(e)		(f)	(g)	(h)
2012	2,697	1,795	6	1	3	1,664	104	0	17	689	213
2013	2,671	1,720	11	0	10	1,584	103	1	11	707	244
2014	2,429	1,596	11	0	8	1,469	94	1	11	644	189
2015	2,402	1,536	9	5	4	1,434	74	0	7	716	148
2016	2,244	1,450	4	2	8	1,361	66	0	5	628	166
Dispositions											
2012	2,793	1,876	3	0	3	1,676	111	2	82	710	207
2013	2,627	1,679	5	1	9	1,491	98	2	74	717	231
2014	2,443	1,612	6	0	9	1,487	94	1	61	631	200
2015	2,443	1,522	14	0	4	1,355	82	0	65	752	169
2016	2,379	1,533	13	6	7	1,395	56	0	26	691	155

(a) Appeals directly from the circuit court: Capital cases (Ill. Const. 1970, art. VI , § 4; Rule 603 appeals from imposition of death sentence and appeals in post-conviction proceedings under Rule 651) and statutes held invalid (Rules 302(a) and 603). (b) Certification of case by Appellate Court under Rule 316. (c) Rule 302(b) motions. "Dispositions" do not include motions allowed in a given year unless entire case disposed of in that same year. (d) "Dispositions" do not include petitions allowed in a given year unless entire case disposed of in that same year. (e) Motions filed under Rule 381 (mandamus, prohibition, habeas corpus), Rule 382 (legislative redistricting/ability of governor to serve or resume office), Rule 383 (supervisory authority). "Dispositions" do not include motions allowed in a given year unless entire case disposed of in that same year.

(f) "Filings" include, for example, motions for appeal bond, motions to stay (Rule 305), motions to transfer & consolidate multicircuit actions (Rule 384), certification of questions of state law from certain federal courts (Rule 20). "Dispositions" also may include allowed petitions for leave to appeal which were not completely disposed of in the year in which the petition was filed (see footnote (d)), including dismissals. (g) The Miscellaneous Record consists primarily of attorney matters, including disciplinary cases, motions for restoration to active status (Rule 759), petitions to change name on roll of attorneys, bar admission motions, and law firms seeking leave to register/renew under Rule 721.

(h) Cases are filed on the Miscellaneous Docket when papers tendered by pro se prisoners do not conform to Supreme Court Rules.

Table 2
Summary of Petitions for Leave to Appeal and/or Appeal as a Matter of Right
Under Rules 315/317 - General Docket
Supreme Court of Illinois
2012 – 2016

Table 2 consists of two parts, 2a and 2b, and contains all information presented in former Table 2, as well as the following additional information: a new column for “denied with supervisory order,” and a note that the “total disposed” column now includes petitions “denied with supervisory order” and petitions that were “allowed.” The “percent allowed” column reflects these changes.

Table 2a
Filings

	Total Filed	(People)	(Civil)
2012	1,664	(1,148)	(516)
2013	1,584	(1,036)	(548)
2014	1,469	(950)	(519)
2015	1,434	(897)	(537)
2016	1,361	(845)	(516)

Table 2b
Dispositions

	Total Allowed	(People)	(Civil)	Denied, Dismissed or Withdrawn	Denied With Supervisory Order	Total Disposed	Percent Allowed (b)
2012	72	(33)	(39)	1,638	50	1,760	4.1%
2013	65	(31)	(34)	1,424	28	1,517	4.3%
2014	73	(31)	(42)	1,438	45	1,556	4.7%
2015	56	(29)	(27)	1,355	34	1,445	3.9%
2016	62	(23)	(39)	1,395	94	1,551	4.0%

(a) Total disposed includes petitions allowed, denied, denied with supervisory order, dismissed and withdrawn.

(b) Relationship between petitions allowed and all petitions disposed, i.e., denied, denied with supervisory order, dismissed, withdrawn, and allowed.

Table 3
Mandatory Jurisdiction Appeals - General Docket
Supreme Court of Illinois
2012 - 2016

	Total Filed	Capital		Statute Invalid		Certificate of Importance		Total Disposed	Capital		Statute Invalid		Certificate of Importance	
		Imposition of death sentence	Post-Conviction	People	Civil	People	Civil		Imposition of death sentence	Post-Conviction	People	Civil	People	Civil
2012	7	0	0	4	2	0	1	3	0	0	3	0	0	0
2013	11	0	0	3	8	0	0	6	0	0	2	3	0	1
2014	11	0	0	8	3	0	0	6	0	0	3	3	0	0
2015	13	0	0	4	4	0	5	11	0	0	7	4	0	0
2016	6	0	0	2	2	0	2	19	0	0	7	6	0	6

Table 4
General Docket
People and Civil Cases
Supreme Court of Illinois
2012 - 2016

	Total Filed	(People)	(Civil)	Total Disposed	(People)	(Civil)
2012	1,795	1,202	593	1,876	1,241	635
2013	1,720	1,089	631	1,679	1,040	639
2014	1,596	1,003	593	1,612	1,034	578
2015	1,536	940	596	1,522	928	594
2016	1,450	884	566	1,533	942	591

Table 5
Summary of the Call of the Docket
Supreme Court of Illinois
2012 – 2016

	Cases Submitted	(People)	(Civil)
2012	73	(35)	(38)
2013	62	(26)	(36)
2014	70	(37)	(33)
2015	73	(34)	(39)
2016	51	(28)	(23)

Table 6
Summary of Opinions
Supreme Court of Illinois
2012 - 2016

	Total Filed (a)	(People)	(Civil)	Disposing of Cases on the Merits
2012	71	(32)	(39)	81
2013	72	(35)	(37)	77
2014	61	(34)	(27)	67
2015	76	(44)	(32)	79
2016	63	(34)	(29)	74

(a) Category does not include dissenting or concurring opinions.

Table 7
Summary of Rehearings
Supreme Court of Illinois
2012 - 2016

	Total Filed	(People)	(Civil)	Total Allowed (a)	(People)	(Civil)
2012	16	(6)	(10)	0	(0)	(0)
2013	16	(10)	(6)	0	(0)	(0)
2014	14	(5)	(9)	0	(0)	(0)
2015	14	(4)	(10)	0	(0)	(0)
2016	18	(9)	(9)	0	(0)	(0)

(a) Petitions not allowed are denied or, occasionally, dismissed or withdrawn on motion, or not ruled on in the reporting year.

Table 8
Attorney Disciplinary Cases
Supreme Court of Illinois
(Calendar Year 2016)

Discipline Imposed by Order	Dispositions
Rule 753 proceedings on recommendation of Hearing or Review Board of the Attorney Registration and Disciplinary Commission	35
Rule 762(a) Voluntary disbarment	20
Rule 762(b) Discipline on consent	34
Rule 763 Reciprocal discipline	15
Total	104

Discipline by Opinion	0
------------------------------	----------

Interim Suspension orders	
Rule 761	1
Rule 774	11
Total	12

Reinstatement to Roll of Attorneys	
Petition Allowed w/conds	1
Petition Denied	1
Petition Withdrawn	1
Total	3

Total Dispositions	119
---------------------------	------------

Reinstatement Petitions	Reprimand	Censure	Interim Suspension	Probationary Suspension	Suspension	Disbarment	Total Dispositions
3	3	8	12	19	40	34	119

Figure 1
Filings
2012-2016

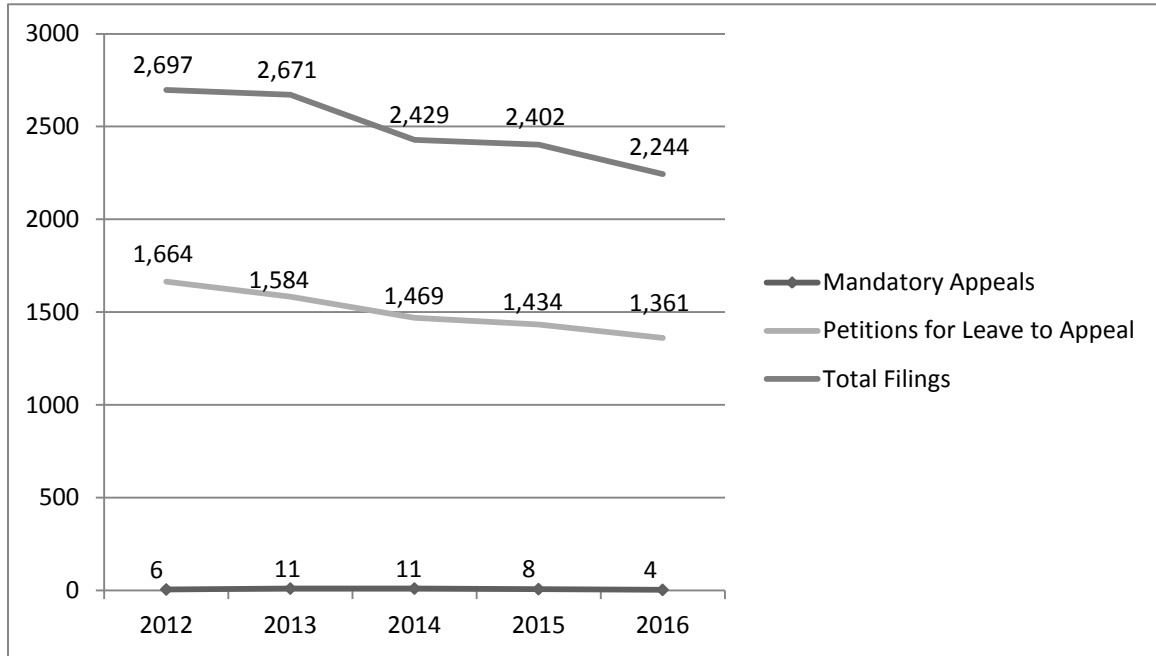


Figure 2
Petitions for Leave to Appeal Filed as a Percent of Appeals
Decided by Appellate Court Opinion or Rule 23 Order
2012-2016

